Eventstatistik

FLOORBALL
FINAL4 BERLIN 2023

Final4 Damen

floorball deutschland
SPORTMETROPOLE BERLIN
floorball berlin-brandenburg
UTB Projektmanagement GmbH
UNIHOC
floorballshop.com

Event Statistics

Spiele

04.03.2023	Partie	Zuschauer	in %	Resultat	Dauer
10:00	MFBC Leipzig/Grimma - ETV Lady Piranhhas Hamburg	659	38.54	4 : 5	02:01:00
13:00	UHC Sparkasse Weißenfels - Dümptener Füchse	1’051	61.46	2 : 7	01:47:00
	Tagesschnitt	**855**	**100.00**		

05.03.2023	Partie	Zuschauer	in %	Resultat	Dauer
12:30	ETV Lady Piranhhas Hamburg - Dümptener Füchse	0	0.00	0 : 0	
	Tagesschnitt	**0**	**0.00**		
	Eventschnitt	**570**			

© by Roman Koller (info@floorballstatistics.ch)

Event Statistics

Team Statistik	Spiele	Schüsse				Tore		Bullies			Strafen		
Team	gespielt	Total	auf's Tor	% auf's Tor	Effizienz (%)	erzielt	in %	Total	gewonnen	in %	Total (min)	in %	Total (Min eff)
Dümptener Füchse	1	48	21	43.75	33.33	7	38.89	12	10	83.33	0	0.00	00:00:00
ETV Lady Piranhhas Hamburg	1	53	22	41.51	22.73	5	27.78	12	8	66.67	2	33.33	00:00:51
MFBC Leipzig/Grimma	1	56	20	35.71	20.00	4	22.22	12	4	33.33	2	33.33	00:02:00
UHC Sparkasse Weißenfels	1	35	8	22.86	25.00	2	11.11	12	2	16.67	2	33.33	00:01:24
		192	**71**	**36.98**	**25.35**	**18**		**48**			**6**		

© by Roman Koller (info@floorballstatistics.ch)

Event Statistics

MFBC Leipzig/Grimma

	Tore erzielt	Tore erhalten	Strafminuten
Teamübersicht	4	5	2

	Spiele	Plus/Minus					Schüsse				Tore			Bullies			Strafen	
Spieler/in	gespielt	+	-	Bilanz	+ in %	- in %	Total	auf's Tor	% auf's Tor	Effizienz (%)	erzielt	Assists	in %	Total	gewonnen	in %	Total (min)	in %
13 Berger Nathalie	1	4	3	1	100.00	60.00	6	2	33.33	100.00	2	0	50.00	2	2	100.00	0	0.00
9 Rüssel Charlotte	1	2	2	0	50.00	40.00	2	0	0.00	0.00	0	2	0.00	0	0	0.00	0	0.00
24 Klaus Lisabeth	1	2	3	-1	50.00	60.00	1	1	100.00	100.00	1	0	25.00	0	0	0.00	0	0.00
7 Götze Hannah	1	2	2	0	50.00	40.00	8	4	50.00	25.00	1	0	25.00	0	0	0.00	2	100.00
2 Maudrich Jasmin	1	1	2	-1	25.00	40.00	8	4	50.00	0.00	0	1	0.00	0	0	0.00	0	0.00
3 Kürth Alexandra	1	1	2	-1	25.00	40.00	5	1	20.00	0.00	0	0	0.00	0	0	0.00	0	0.00
4 Käseberg Kim	1	0	1	-1	0.00	20.00	0	0	0.00	0.00	0	0	0.00	0	0	0.00	0	0.00
8 Kunkel Virginia	1	0	1	-1	0.00	20.00	2	0	0.00	0.00	0	0	0.00	0	0	0.00	0	0.00
10 Küttner Tiffany	1	2	2	0	50.00	40.00	2	0	0.00	0.00	0	0	0.00	0	0	0.00	0	0.00
17 Sandner Lucy	1	0	0	0	0.00	0.00	0	0	0.00	0.00	0	0	0.00	0	0	0.00	0	0.00
18 Heuschkel Luisa	1	1	1	0	25.00	20.00	6	3	50.00	0.00	0	0	0.00	0	0	0.00	0	0.00
19 Könze Pauline	1	0	1	-1	0.00	20.00	1	0	0.00	0.00	0	0	0.00	3	0	0.00	0	0.00
21 Glaß Lisa	1	0	1	-1	0.00	20.00	2	1	50.00	0.00	0	0	0.00	0	0	0.00	0	0.00
25 Mietz Anne-Marie	1	0	1	-1	0.00	20.00	4	0	0.00	0.00	0	0	0.00	7	2	28.57	0	0.00
33 Wagner Emily	1	0	0	0	0.00	0.00	0	0	0.00	0.00	0	0	0.00	0	0	0.00	0	0.00
44 Böttrich Elena	1	1	2	-1	25.00	40.00	6	2	33.33	0.00	0	0	0.00	0	0	0.00	0	0.00
50 Kürschner Amelie	1	0	0	0	0.00	0.00	1	1	100.00	0.00	0	0	0.00	0	0	0.00	0	0.00
77 Winter Eileen	1	0	1	-1	0.00	20.00	2	1	50.00	0.00	0	0	0.00	0	0	0.00	0	0.00
							56	**20**	**35.71**	**20.00**				**12**	**4**	**33.33**	**2**	

© by Roman Koller (info@floorballstatistics.ch)

Event Statistics

MFBC Leipzig/Grimma

bar	0	0.00 %
blocked	0	0.00 %
missed	1	50.00 %
on goal	1	50.00 %
Shots	**2**	**3.57 %**
Scores	**0**	**0.00 %**

bar	0	0.00 %
blocked	0	0.00 %
missed	1	20.00 %
on goal	4	80.00 %
Shots	**5**	**8.93 %**
Scores	**1**	**25.00 %**

on goal	0	0.00 %
bar	1	33.33 %
blocked	1	33.33 %
missed	1	33.33 %
Shots	**3**	**5.36 %**
Scores	**0**	**0.00 %**

Total on Goal	1
Total Shots	2
Total Scores	0
Precision	**50.00 %**
Efficency	**0.00 %**

Total on Goal	4
Total Shots	5
Total Scores	1
Precision	**80.00 %**
Efficency	**25.00 %**

Total on Goal	0
Total Shots	3
Total Scores	0
Precision	**0.00 %**
Efficency	**NaN**

bar	0	0.00 %
missed	1	14.29 %
blocked	3	42.86 %
on goal	3	42.86 %
Shots	**7**	**12.50 %**
Scores	**0**	**0.00 %**

bar	0	0.00 %
on goal	2	20.00 %
missed	3	30.00 %
blocked	5	50.00 %
Shots	**10**	**17.86 %**
Scores	**1**	**25.00 %**

bar	0	0.00 %
on goal	1	11.11 %
blocked	4	44.44 %
missed	4	44.44 %
Shots	**9**	**16.07 %**
Scores	**1**	**25.00 %**

Total on Goal	3
Total Shots	7
Total Scores	0
Precision	**42.86 %**
Efficency	**0.00 %**

Total on Goal	2
Total Shots	10
Total Scores	1
Precision	**20.00 %**
Efficency	**50.00 %**

Total on Goal	1
Total Shots	9
Total Scores	1
Precision	**11.11 %**
Efficency	**100.00 %**

bar	0	0.00 %
blocked	1	14.29 %
missed	2	28.57 %
on goal	4	57.14 %
Shots	**7**	**12.50 %**
Scores	**1**	**25.00 %**

bar	0	0.00 %
missed	2	25.00 %
on goal	2	25.00 %
blocked	4	50.00 %
Shots	**8**	**14.29 %**
Scores	**0**	**0.00 %**

bar	0	0.00 %
missed	0	0.00 %
blocked	2	40.00 %
on goal	3	60.00 %
Shots	**5**	**8.93 %**
Scores	**0**	**0.00 %**

Total on Goal	4
Total Shots	7
Total Scores	1
Precision	**57.14 %**
Efficency	**25.00 %**

Total on Goal	2
Total Shots	8
Total Scores	0
Precision	**25.00 %**
Efficency	**0.00 %**

Total on Goal	3
Total Shots	5
Total Scores	0
Precision	**60.00 %**
Efficency	**0.00 %**

bar	1	1.79 %
missed	15	26.79 %
blocked	20	35.71 %
on goal	20	35.71 %
Shots	**56**	
Scores	**4**	

Total on Goal	20
Total Shots	56
Total Scores	4
Precision	**35.71 %**
Efficency	**20.00 %**

© by Roman Koller (info@floorballstatistics.ch)

Event Statistics

Schussverteilung und Schüsse auf's Tor

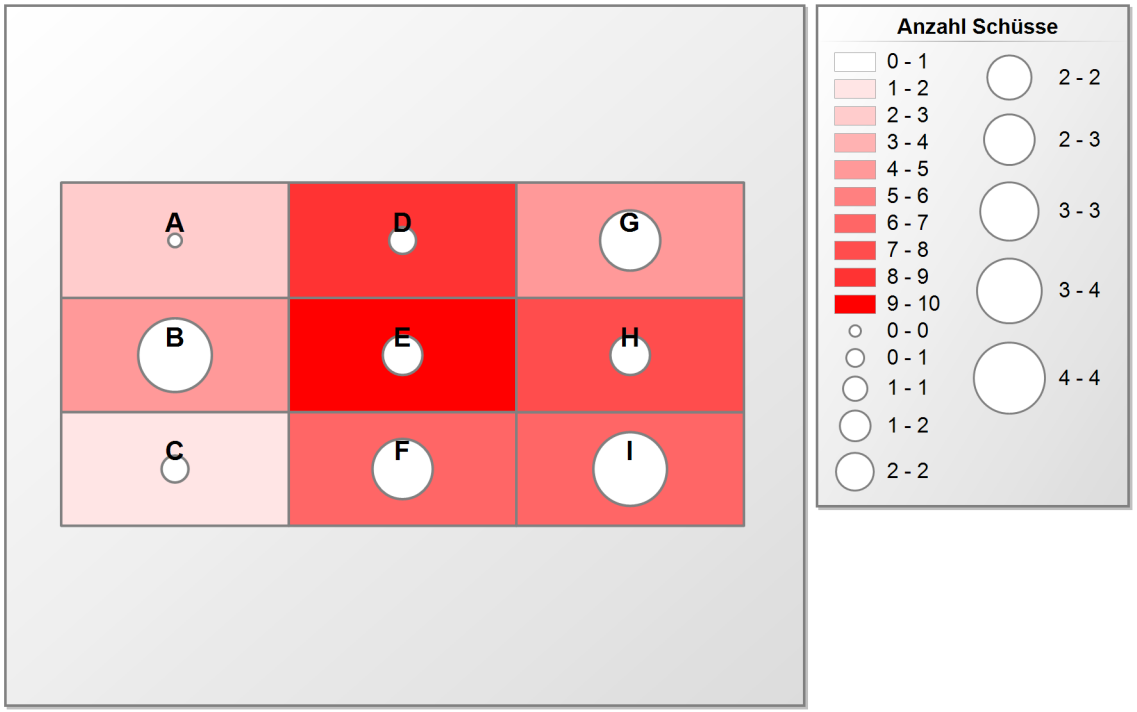

Zone (Fields)	A	B	C	D	E	F	G	H	I	Total
Total	3	5	2	9	10	7	5	8	7	56
on Goal (Circles)	0	4	1	1	2	3	3	2	4	20

© by Roman Koller (info@floorballstatistics.ch)

Event Statistics

ETV Lady Piranhhas Hamburg

	Tore erzielt	Tore erhalten	Strafminuten
Teamübersicht	5	4	2

	Spiele	Plus/Minus					Schüsse				Tore			Bullies			Strafen	
Spieler/in	gespielt	+	-	Bilanz	+ in %	- in %	Total	auf's Tor	% auf's Tor	Effizienz (%)	erzielt	Assists	in %	Total	gewonnen	in %	Total (min)	in %
21 Jensen Ina	1	3	1	2	60.00	25.00	3	2	66.67	50.00	1	1	20.00	5	4	80.00	0	0.00
12 Nethe Lara	1	3	1	2	60.00	25.00	4	0	0.00	0.00	0	2	0.00	0	0	0.00	0	0.00
9 Gittek Imke	1	4	0	4	80.00	0.00	4	1	25.00	100.00	1	0	20.00	0	0	0.00	0	0.00
19 Kapteina Maria	1	1	1	0	20.00	25.00	3	1	33.33	100.00	1	0	20.00	4	1	25.00	0	0.00
28 Petersen Hanna	1	1	1	0	20.00	25.00	1	1	100.00	100.00	1	0	20.00	0	0	0.00	0	0.00
18 Diesener Julia	1	3	0	3	60.00	0.00	11	5	45.45	20.00	1	0	20.00	0	0	0.00	0	0.00
37 Ebeling Annika	1	1	1	0	20.00	25.00	0	0	0.00	0.00	0	1	0.00	0	0	0.00	0	0.00
2 Bartel Finja Nené	1	0	0	0	0.00	0.00	0	0	0.00	0.00	0	0	0.00	0	0	0.00	0	0.00
3 Kleerbaum Randi	1	3	1	2	60.00	25.00	10	6	60.00	0.00	0	0	0.00	0	0	0.00	0	0.00
4 Deterding Lea Maria	1	0	1	-1	0.00	25.00	0	0	0.00	0.00	0	0	0.00	0	0	0.00	0	0.00
5 von Kroge Shari	1	0	0	0	0.00	0.00	0	0	0.00	0.00	0	0	0.00	0	0	0.00	0	0.00
7 Schwinck Juliane	1	1	3	-2	20.00	75.00	4	3	75.00	0.00	0	0	0.00	0	0	0.00	2	100.00
11 Meyer Katharina	1	1	2	-1	20.00	50.00	7	2	28.57	0.00	0	0	0.00	0	0	0.00	0	0.00
14 Lipp Clara	1	0	1	-1	0.00	25.00	0	0	0.00	0.00	0	0	0.00	0	0	0.00	0	0.00
16 Sommer Talissa Sarah	1	1	1	0	20.00	25.00	1	0	0.00	0.00	0	0	0.00	0	0	0.00	0	0.00
17 Drews Annika	1	1	1	0	20.00	25.00	2	0	0.00	0.00	0	0	0.00	3	3	100.00	0	0.00
23 Strahl Frederike	1	1	0	1	20.00	0.00	1	1	100.00	0.00	0	0	0.00	0	0	0.00	0	0.00
25 Schulz Jessica	1	1	1	0	20.00	25.00	2	0	0.00	0.00	0	0	0.00	0	0	0.00	0	0.00
							53	**22**	**41.51**	**22.73**				**12**	**8**	**66.67**	**2**	

© by Roman Koller (info@floorballstatistics.ch)

Event Statistics

ETV Lady Piranhhas Hamburg

bar	0	0.00 %
blocked	0	0.00 %
missed	0	0.00 %
on goal	0	0.00 %
Shots	**0**	**0.00 %**
Scores	**0**	**0.00 %**

bar	0	0.00 %
blocked	0	0.00 %
on goal	0	0.00 %
missed	1	100.00 %
Shots	**1**	**1.89 %**
Scores	**0**	**0.00 %**

bar	0	0.00 %
on goal	0	0.00 %
blocked	1	50.00 %
missed	1	50.00 %
Shots	**2**	**3.77 %**
Scores	**0**	**0.00 %**

Total on Goal	0
Total Shots	0
Total Scores	0
Precision	**NaN**
Efficency	**NaN**

Total on Goal	0
Total Shots	1
Total Scores	0
Precision	**0.00 %**
Efficency	**NaN**

Total on Goal	0
Total Shots	2
Total Scores	0
Precision	**0.00 %**
Efficency	**NaN**

bar	1	10.00 %
missed	1	10.00 %
blocked	3	30.00 %
on goal	5	50.00 %
Shots	**10**	**18.87 %**
Scores	**0**	**0.00 %**

bar	1	3.70 %
missed	5	18.52 %
blocked	6	22.22 %
on goal	15	55.56 %
Shots	**27**	**50.94 %**
Scores	**5**	**100.00 %**

bar	0	0.00 %
missed	0	0.00 %
on goal	0	0.00 %
blocked	2	100.00 %
Shots	**2**	**3.77 %**
Scores	**0**	**0.00 %**

Total on Goal	5
Total Shots	10
Total Scores	0
Precision	**50.00 %**
Efficency	**0.00 %**

Total on Goal	15
Total Shots	27
Total Scores	5
Precision	**55.56 %**
Efficency	**33.33 %**

Total on Goal	0
Total Shots	2
Total Scores	0
Precision	**0.00 %**
Efficency	**NaN**

bar	0	0.00 %
blocked	1	25.00 %
on goal	1	25.00 %
missed	2	50.00 %
Shots	**4**	**7.55 %**
Scores	**0**	**0.00 %**

bar	0	0.00 %
on goal	0	0.00 %
missed	1	25.00 %
blocked	3	75.00 %
Shots	**4**	**7.55 %**
Scores	**0**	**0.00 %**

bar	0	0.00 %
missed	0	0.00 %
on goal	1	33.33 %
blocked	2	66.67 %
Shots	**3**	**5.66 %**
Scores	**0**	**0.00 %**

Total on Goal	1
Total Shots	4
Total Scores	0
Precision	**25.00 %**
Efficency	**0.00 %**

Total on Goal	0
Total Shots	4
Total Scores	0
Precision	**0.00 %**
Efficency	**NaN**

Total on Goal	1
Total Shots	3
Total Scores	0
Precision	**33.33 %**
Efficency	**0.00 %**

bar	2	3.77 %
missed	11	20.75 %
blocked	18	33.96 %
on goal	22	41.51 %
Shots	**53**	
Scores	**5**	

Total on Goal	22
Total Shots	53
Total Scores	5
Precision	**41.51 %**
Efficency	**22.73 %**

© by Roman Koller (info@floorballstatistics.ch)

Event Statistics

Schussverteilung und Schüsse auf's Tor

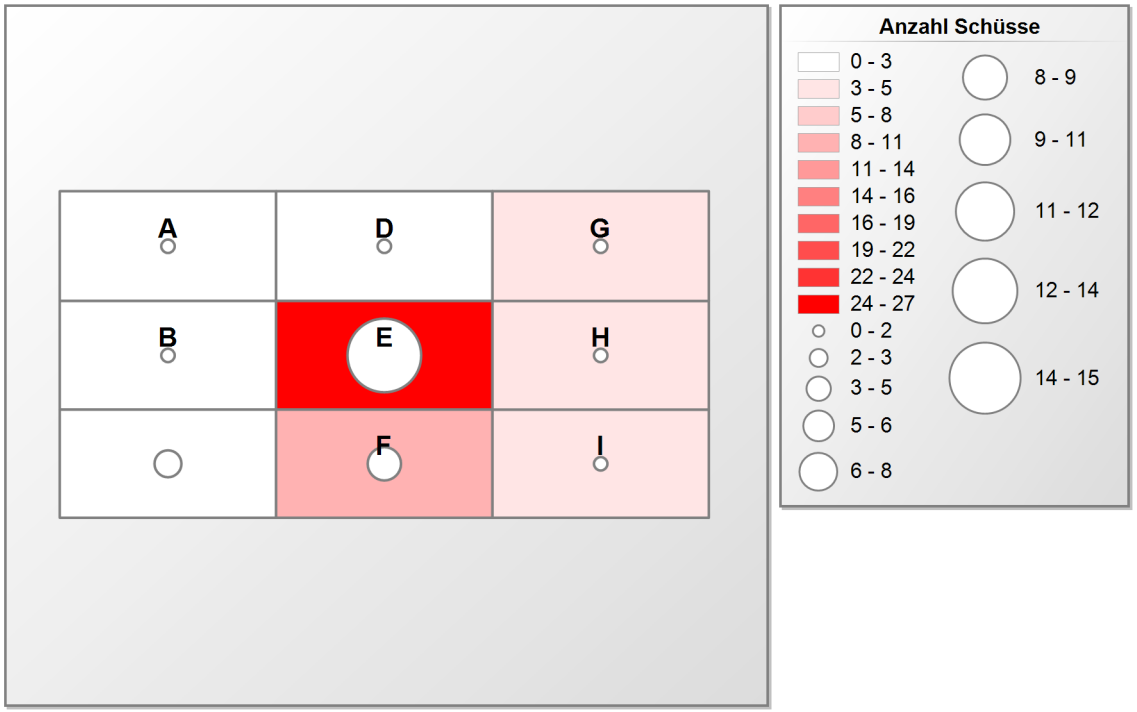

Zone (Fields)	A	B	D	E	F	G	H	I	Total
Total	2	1	2	27	10	3	4	4	53
on Goal (Circles)	0	0	0	15	5	1	0	1	22

© by Roman Koller (info@floorballstatistics.ch)

Event Statistics

UHC Sparkasse Weißenfels

	Tore erzielt	Tore erhalten	Strafminuten
Teamübersicht	2	7	2

	Spiele	Plus/Minus					Schüsse				Tore			Bullies			Strafen	
Spieler/in	gespielt	+	-	Bilanz	+ in %	- in %	Total	auf's Tor	% auf's Tor	Effizienz (%)	erzielt	Assists	in %	Total	gewonnen	in %	Total (min)	in %
13 Hofmann Laura	1	1	2	-1	50.00	28.57	4	1	25.00	100.00	1	0	50.00	0	0	0.00	0	0.00
14 Bärthel Julia	1	1	3	-2	50.00	42.86	2	1	50.00	100.00	1	0	50.00	0	0	0.00	0	0.00
2 Krämer Sarah	1	1	5	-4	50.00	71.43	1	0	0.00	0.00	0	1	0.00	0	0	0.00	0	0.00
5 Baumgarten Pauline	1	1	3	-2	50.00	42.86	3	0	0.00	0.00	0	1	0.00	0	0	0.00	0	0.00
8 Weikum Vanessa	1	1	2	-1	50.00	28.57	7	0	0.00	0.00	0	0	0.00	8	2	25.00	0	0.00
9 Benndorf Carla	1	1	4	-3	50.00	57.14	2	0	0.00	0.00	0	0	0.00	0	0	0.00	0	0.00
10 Fallei Jette	1	0	0	0	0.00	0.00	0	0	0.00	0.00	0	0	0.00	0	0	0.00	0	0.00
11 Tauchlitz Magdalena	1	0	2	-2	0.00	28.57	0	0	0.00	0.00	0	0	0.00	1	0	0.00	0	0.00
16 Kleinschmidt Sarah	1	1	3	-2	50.00	42.86	10	5	50.00	0.00	0	0	0.00	3	0	0.00	2	100.00
17 Kolditz Lea	1	1	4	-3	50.00	57.14	0	0	0.00	0.00	0	0	0.00	0	0	0.00	0	0.00
18 Schubert Lara	1	0	3	-3	0.00	42.86	5	1	20.00	0.00	0	0	0.00	0	0	0.00	0	0.00
20 Berbig Anne	1	0	0	0	0.00	0.00	1	0	0.00	0.00	0	0	0.00	0	0	0.00	0	0.00
23 Gerdes Andrea	1	1	1	0	50.00	14.29	0	0	0.00	0.00	0	0	0.00	0	0	0.00	0	0.00
24 Bindernagel Franka	1	0	0	0	0.00	0.00	0	0	0.00	0.00	0	0	0.00	0	0	0.00	0	0.00
25 Zimmermann Emma	1	0	0	0	0.00	0.00	0	0	0.00	0.00	0	0	0.00	0	0	0.00	0	0.00
32 Weser Karla	1	1	1	0	50.00	14.29	0	0	0.00	0.00	0	0	0.00	0	0	0.00	0	0.00
35 Gänkler Emma	1	0	2	-2	0.00	28.57	0	0	0.00	0.00	0	0	0.00	0	0	0.00	0	0.00
							35	**8**	**22.86**	**25.00**				**12**	**2**	**16.67**	**2**	

© by Roman Koller (info@floorballstatistics.ch)

Event Statistics

UHC Sparkasse Weißenfels

bar	0	0.00 %
blocked	0	0.00 %
missed	0	0.00 %
on goal	0	0.00 %
Shots	**0**	**0.00 %**
Scores	**0**	**0.00 %**

bar	0	0.00 %
blocked	0	0.00 %
missed	0	0.00 %
on goal	0	0.00 %
Shots	**0**	**0.00 %**
Scores	**0**	**0.00 %**

bar	0	0.00 %
blocked	0	0.00 %
missed	0	0.00 %
on goal	0	0.00 %
Shots	**0**	**0.00 %**
Scores	**0**	**0.00 %**

Total on Goal	0
Total Shots	0
Total Scores	0
Precision	**NaN**
Efficency	**NaN**

Total on Goal	0
Total Shots	0
Total Scores	0
Precision	**NaN**
Efficency	**NaN**

Total on Goal	0
Total Shots	0
Total Scores	0
Precision	**NaN**
Efficency	**NaN**

bar	0	0.00 %
on goal	2	25.00 %
blocked	3	37.50 %
missed	3	37.50 %
Shots	**8**	**22.86 %**
Scores	**1**	**50.00 %**

bar	0	0.00 %
on goal	2	20.00 %
blocked	3	30.00 %
missed	5	50.00 %
Shots	**10**	**28.57 %**
Scores	**1**	**50.00 %**

bar	0	0.00 %
on goal	0	0.00 %
missed	1	33.33 %
blocked	2	66.67 %
Shots	**3**	**8.57 %**
Scores	**0**	**0.00 %**

Total on Goal	2
Total Shots	8
Total Scores	1
Precision	**25.00 %**
Efficency	**50.00 %**

Total on Goal	2
Total Shots	10
Total Scores	1
Precision	**20.00 %**
Efficency	**50.00 %**

Total on Goal	0
Total Shots	3
Total Scores	0
Precision	**0.00 %**
Efficency	**NaN**

bar	0	0.00 %
on goal	0	0.00 %
missed	1	33.33 %
blocked	2	66.67 %
Shots	**3**	**8.57 %**
Scores	**0**	**0.00 %**

bar	1	10.00 %
missed	2	20.00 %
on goal	3	30.00 %
blocked	4	40.00 %
Shots	**10**	**28.57 %**
Scores	**0**	**0.00 %**

bar	0	0.00 %
blocked	0	0.00 %
missed	0	0.00 %
on goal	1	100.00 %
Shots	**1**	**2.86 %**
Scores	**0**	**0.00 %**

Total on Goal	0
Total Shots	3
Total Scores	0
Precision	**0.00 %**
Efficency	**NaN**

Total on Goal	3
Total Shots	10
Total Scores	0
Precision	**30.00 %**
Efficency	**0.00 %**

Total on Goal	1
Total Shots	1
Total Scores	0
Precision	**100.00 %**
Efficency	**0.00 %**

bar	1	2.86 %
on goal	8	22.86 %
missed	12	34.29 %
blocked	14	40.00 %
Shots	**35**	
Scores	**2**	

Total on Goal	8
Total Shots	35
Total Scores	2
Precision	**22.86 %**
Efficency	**25.00 %**

© by Roman Koller (info@floorballstatistics.ch)

Event Statistics

Schussverteilung und Schüsse auf's Tor

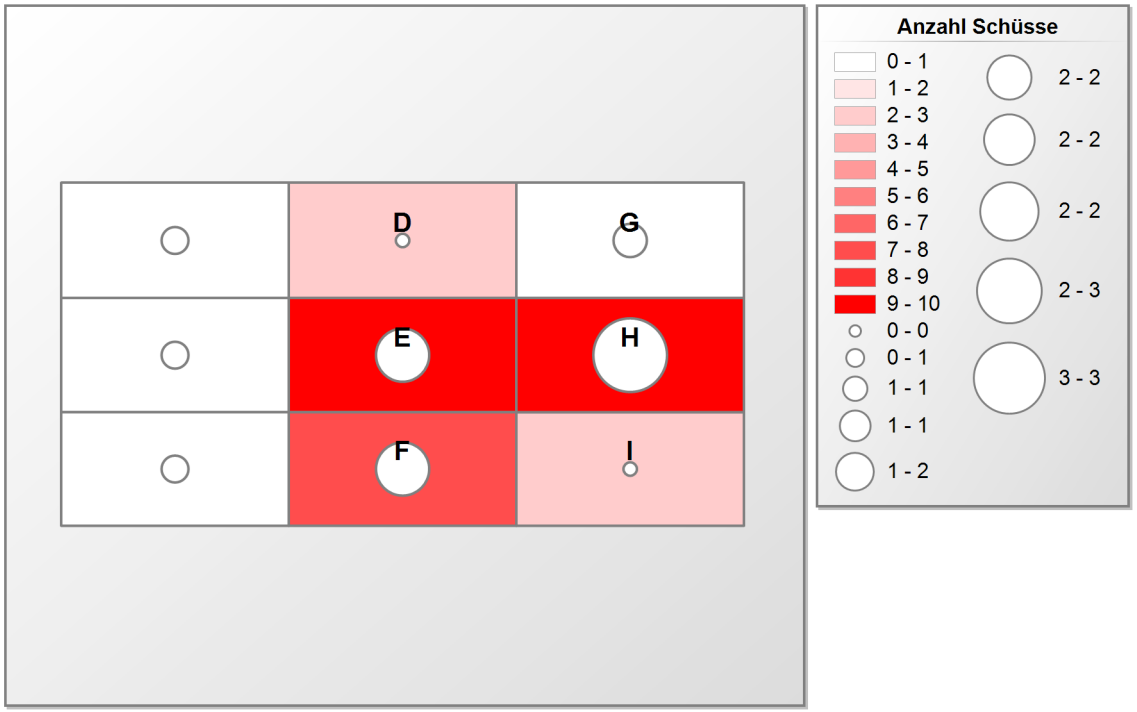

Zone (Fields)	D	E	F	G	H	I	Total
Total	3	10	8	1	10	3	35
on Goal (Circles)	0	2	2	1	3	0	8

© by Roman Koller (info@floorballstatistics.ch)

Event Statistics

Dümptener Füchse

	Tore erzielt	Tore erhalten	Strafminuten
Teamübersicht	7	2	0

	Spiele	Plus/Minus					Schüsse				Tore			Bullies			Strafen	
Spieler/in	gespielt	+	-	Bilanz	+ in %	- in %	Total	auf's Tor	% auf's Tor	Effizienz (%)	erzielt	Assists	in %	Total	gewonnen	in %	Total (min)	in %
7 Best Anna-Lena	1	5	0	5	71.43	0.00	8	4	50.00	50.00	2	2	28.57	6	5	83.33	0	0.00
9 Jürgens Winona	1	5	0	5	71.43	0.00	5	2	40.00	50.00	1	2	14.29	0	0	0.00	0	0.00
3 Beitz Marisol Varona	1	3	0	3	42.86	0.00	4	3	75.00	66.67	2	0	28.57	0	0	0.00	0	0.00
6 Beppler-Alt Theresa	1	2	0	2	28.57	0.00	11	5	45.45	20.00	1	1	14.29	0	0	0.00	0	0.00
20 Jürgens Shawnee	1	1	2	-1	14.29	100.00	3	1	33.33	100.00	1	0	14.29	0	0	0.00	0	0.00
10 Baccus Jana	1	2	0	2	28.57	0.00	1	0	0.00	0.00	0	1	0.00	4	3	75.00	0	0.00
2 Schöpp Dimitra	1	4	0	4	57.14	0.00	0	0	0.00	0.00	0	0	0.00	0	0	0.00	0	0.00
4 Göbel Laura	1	2	0	2	28.57	0.00	1	1	100.00	0.00	0	0	0.00	0	0	0.00	0	0.00
5 König Riana Mena	1	1	2	-1	14.29	100.00	7	2	28.57	0.00	0	0	0.00	2	2	100.00	0	0.00
8 Hübel Lea	1	2	1	1	28.57	50.00	2	1	50.00	0.00	0	0	0.00	0	0	0.00	0	0.00
12 Hu Marie	1	0	0	0	0.00	0.00	0	0	0.00	0.00	0	0	0.00	0	0	0.00	0	0.00
15 Göbel Lena	1	1	2	-1	14.29	100.00	2	1	50.00	0.00	0	0	0.00	0	0	0.00	0	0.00
16 Bornemann Jana	1	1	1	0	14.29	50.00	0	0	0.00	0.00	0	0	0.00	0	0	0.00	0	0.00
18 Kallweit Franziska	1	1	0	1	14.29	0.00	1	1	100.00	0.00	0	0	0.00	0	0	0.00	0	0.00
23 Scheunemann Anne	1	1	0	1	14.29	0.00	1	0	0.00	0.00	0	0	0.00	0	0	0.00	0	0.00
26 Guerbouj Nuria	1	0	2	-2	0.00	100.00	0	0	0.00	0.00	0	0	0.00	0	0	0.00	0	0.00
47 Willingmann Janika	1	4	0	4	57.14	0.00	2	0	0.00	0.00	0	0	0.00	0	0	0.00	0	0.00
							48	**21**	**43.75**	**33.33**				**12**	**10**	**83.33**	**0**	

© by Roman Koller (info@floorballstatistics.ch)

Event Statistics

Dümptener Füchse

bar	0	0.00 %
blocked	0	0.00 %
missed	0	0.00 %
on goal	0	0.00 %
Shots	**0**	**0.00 %**
Scores	**0**	**0.00 %**

bar	0	0.00 %
blocked	0	0.00 %
missed	0	0.00 %
on goal	1	100.00 %
Shots	**1**	**2.08 %**
Scores	**0**	**0.00 %**

bar	0	0.00 %
blocked	0	0.00 %
missed	0	0.00 %
on goal	1	100.00 %
Shots	**1**	**2.08 %**
Scores	**0**	**0.00 %**

Total on Goal	0	
Total Shots	0	
Total Scores	0	
Precision	**NaN**	
Efficency	**NaN**	

Total on Goal	1	
Total Shots	1	
Total Scores	0	
Precision	**100.00 %**	
Efficency	**0.00 %**	

Total on Goal	1	
Total Shots	1	
Total Scores	0	
Precision	**100.00 %**	
Efficency	**0.00 %**	

bar	0	0.00 %
blocked	1	16.67 %
missed	2	33.33 %
on goal	3	50.00 %
Shots	**6**	**12.50 %**
Scores	**0**	**0.00 %**

bar	0	0.00 %
blocked	2	20.00 %
missed	2	20.00 %
on goal	6	60.00 %
Shots	**10**	**20.83 %**
Scores	**4**	**57.14 %**

bar	0	0.00 %
on goal	4	26.67 %
missed	5	33.33 %
blocked	6	40.00 %
Shots	**15**	**31.25 %**
Scores	**0**	**0.00 %**

Total on Goal	3	
Total Shots	6	
Total Scores	0	
Precision	**50.00 %**	
Efficency	**0.00 %**	

Total on Goal	6	
Total Shots	10	
Total Scores	4	
Precision	**60.00 %**	
Efficency	**66.67 %**	

Total on Goal	4	
Total Shots	15	
Total Scores	0	
Precision	**26.67 %**	
Efficency	**0.00 %**	

bar	0	0.00 %
blocked	1	20.00 %
missed	2	40.00 %
on goal	2	40.00 %
Shots	**5**	**10.42 %**
Scores	**1**	**14.29 %**

bar	0	0.00 %
blocked	0	0.00 %
missed	3	50.00 %
on goal	3	50.00 %
Shots	**6**	**12.50 %**
Scores	**2**	**28.57 %**

bar	0	0.00 %
missed	1	25.00 %
on goal	1	25.00 %
blocked	2	50.00 %
Shots	**4**	**8.33 %**
Scores	**0**	**0.00 %**

Total on Goal	2	
Total Shots	5	
Total Scores	1	
Precision	**40.00 %**	
Efficency	**50.00 %**	

Total on Goal	3	
Total Shots	6	
Total Scores	2	
Precision	**50.00 %**	
Efficency	**66.67 %**	

Total on Goal	1	
Total Shots	4	
Total Scores	0	
Precision	**25.00 %**	
Efficency	**0.00 %**	

bar	0	0.00 %
blocked	12	25.00 %
missed	15	31.25 %
on goal	21	43.75 %
Shots	**48**	
Scores	**7**	

Total on Goal	21
Total Shots	48
Total Scores	7
Precision	**43.75 %**
Efficency	**33.33 %**

© by Roman Koller (info@floorballstatistics.ch)

Event Statistics

Schussverteilung und Schüsse auf's Tor

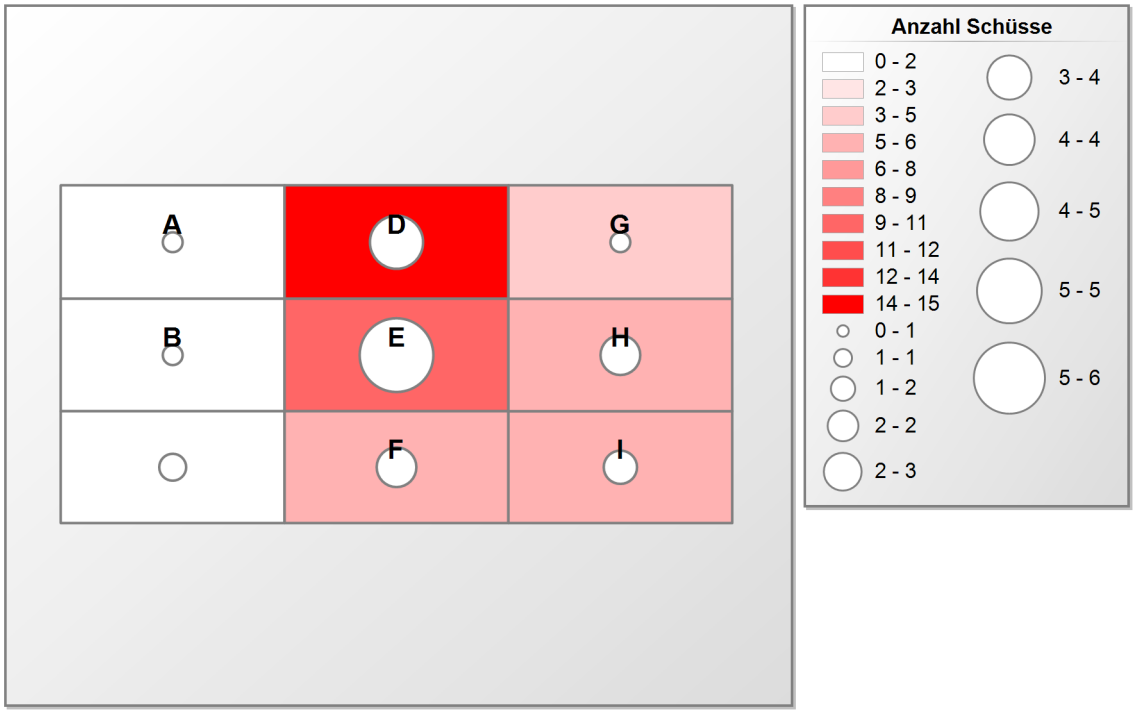

Zone (Fields)	A	B	D	E	F	G	H	I	Total
Total	1	1	15	10	6	4	6	5	48
on Goal (Circles)	1	1	4	6	3	1	3	2	21

© by Roman Koller (info@floorballstatistics.ch)

Event Statistics

Spieler Statistik			Spiele	Schüsse				Tore			Scorer Punkte		Bullies			Strafen	
	Spieler/in	Team	gespielt	Total	auf's Tor	% auf's Tor	Effizienz (%)	erzielt	Assists	in %	Total	Pkt./Spiel	Total	gewonnen	in %	Total (min)	in %
1.	Best Anna-Lena (7)	Füchse	1	8	4	50.00	50.00	2	2	11.11	4	4.00	6	5	83.33	0	0.00
2.	Jürgens Winona (9)	Füchse	1	5	2	40.00	50.00	1	2	5.56	3	3.00	0	0	0.00	0	0.00
3.	Berger Nathalie (13)	MFBC	1	6	2	33.33	100.00	2	0	11.11	2	2.00	2	2	100.00	0	0.00
4.	Beitz Marisol Varona (3)	Füchse	1	4	3	75.00	66.67	2	0	11.11	2	2.00	0	0	0.00	0	0.00
5.	Jensen Ina (21)	ETV	1	3	2	66.67	50.00	1	1	5.56	2	2.00	5	4	80.00	0	0.00
6.	Beppler-Alt Theresa (6)	Füchse	1	11	5	45.45	20.00	1	1	5.56	2	2.00	0	0	0.00	0	0.00
7.	Nethe Lara (12)	ETV	1	4	0	0.00	0.00	0	2	0.00	2	2.00	0	0	0.00	0	0.00
8.	Rüssel Charlotte (9)	MFBC	1	2	0	0.00	0.00	0	2	0.00	2	2.00	0	0	0.00	0	0.00
9.	Gittek Imke (9)	ETV	1	4	1	25.00	100.00	1	0	5.56	1	1.00	0	0	0.00	0	0.00
10.	Kapteina Maria (19)	ETV	1	3	1	33.33	100.00	1	0	5.56	1	1.00	4	1	25.00	0	0.00
11.	Petersen Hanna (28)	ETV	1	1	1	100.00	100.00	1	0	5.56	1	1.00	0	0	0.00	0	0.00
12.	Jürgens Shawnee (20)	Füchse	1	3	1	33.33	100.00	1	0	5.56	1	1.00	0	0	0.00	0	0.00
13.	Klaus Lisabeth (24)	MFBC	1	1	1	100.00	100.00	1	0	5.56	1	1.00	0	0	0.00	0	0.00
14.	Hofmann Laura (13)	Weißenfels	1	4	1	25.00	100.00	1	0	5.56	1	1.00	0	0	0.00	0	0.00
15.	Bärthel Julia (14)	Weißenfels	1	2	1	50.00	100.00	1	0	5.56	1	1.00	0	0	0.00	0	0.00
16.	Götze Hannah (7)	MFBC	1	8	4	50.00	25.00	1	0	5.56	1	1.00	0	0	0.00	2	33.33
17.	Diesener Julia (18)	ETV	1	11	5	45.45	20.00	1	0	5.56	1	1.00	0	0	0.00	0	0.00
18.	Ebeling Annika (37)	ETV	1	0	0	0.00	0.00	0	1	0.00	1	1.00	0	0	0.00	0	0.00
19.	Baccus Jana (10)	Füchse	1	1	0	0.00	0.00	0	1	0.00	1	1.00	4	3	75.00	0	0.00
20.	Maudrich Jasmin (2)	MFBC	1	8	4	50.00	0.00	0	1	0.00	1	1.00	0	0	0.00	0	0.00
21.	Krämer Sarah (2)	Weißenfels	1	1	0	0.00	0.00	0	1	0.00	1	1.00	0	0	0.00	0	0.00
22.	Baumgarten Pauline (5)	Weißenfels	1	3	0	0.00	0.00	0	1	0.00	1	1.00	0	0	0.00	0	0.00
23.	Bartel Finja Nené (2)	ETV	1	0	0	0.00	0.00	0	0	0.00	0	0.00	0	0	0.00	0	0.00
24.	Kleerbaum Randi (3)	ETV	1	10	6	60.00	0.00	0	0	0.00	0	0.00	0	0	0.00	0	0.00
25.	Deterding Lea Maria (4)	ETV	1	0	0	0.00	0.00	0	0	0.00	0	0.00	0	0	0.00	0	0.00
26.	von Kroge Shari (5)	ETV	1	0	0	0.00	0.00	0	0	0.00	0	0.00	0	0	0.00	0	0.00
27.	Schwinck Juliane (7)	ETV	1	4	3	75.00	0.00	0	0	0.00	0	0.00	0	0	0.00	2	33.33
28.	Meyer Katharina (11)	ETV	1	7	2	28.57	0.00	0	0	0.00	0	0.00	0	0	0.00	0	0.00
29.	Lipp Clara (14)	ETV	1	0	0	0.00	0.00	0	0	0.00	0	0.00	0	0	0.00	0	0.00
30.	Sommer Talissa Sarah (16)	ETV	1	1	0	0.00	0.00	0	0	0.00	0	0.00	0	0	0.00	0	0.00
31.	Drews Annika (17)	ETV	1	2	0	0.00	0.00	0	0	0.00	0	0.00	3	3	100.00	0	0.00

© by Roman Koller (info@floorballstatistics.ch)

Event Statistics

Spieler Statistik			Spiele	Schüsse				Tore			Scorer Punkte		Bullies			Strafen	
	Spieler/in	Team	gespielt	Total	auf's Tor	% auf's Tor	Effizienz (%)	erzielt	Assists	in %	Total	Pkt./Spiel	Total	gewonnen	in %	Total (min)	in %
32.	Strahl Frederike (23)	ETV	1	1	1	100.00	0.00	0	0	0.00	0	0.00	0	0	0.00	0	0.00
33.	Schulz Jessica (25)	ETV	1	2	0	0.00	0.00	0	0	0.00	0	0.00	0	0	0.00	0	0.00
34.	Schöpp Dimitra (2)	Füchse	1	0	0	0.00	0.00	0	0	0.00	0	0.00	0	0	0.00	0	0.00
35.	Göbel Laura (4)	Füchse	1	1	1	100.00	0.00	0	0	0.00	0	0.00	0	0	0.00	0	0.00
36.	König Riana Mena (5)	Füchse	1	7	2	28.57	0.00	0	0	0.00	0	0.00	2	2	100.00	0	0.00
37.	Hübel Lea (8)	Füchse	1	2	1	50.00	0.00	0	0	0.00	0	0.00	0	0	0.00	0	0.00
38.	Hu Marie (12)	Füchse	1	0	0	0.00	0.00	0	0	0.00	0	0.00	0	0	0.00	0	0.00
39.	Göbel Lena (15)	Füchse	1	2	1	50.00	0.00	0	0	0.00	0	0.00	0	0	0.00	0	0.00
40.	Bornemann Jana (16)	Füchse	1	0	0	0.00	0.00	0	0	0.00	0	0.00	0	0	0.00	0	0.00
41.	Kallweit Franziska (18)	Füchse	1	1	1	100.00	0.00	0	0	0.00	0	0.00	0	0	0.00	0	0.00
42.	Scheunemann Anne (23)	Füchse	1	1	0	0.00	0.00	0	0	0.00	0	0.00	0	0	0.00	0	0.00
43.	Guerbouj Nuria (26)	Füchse	1	0	0	0.00	0.00	0	0	0.00	0	0.00	0	0	0.00	0	0.00
44.	Willingmann Janika (47)	Füchse	1	2	0	0.00	0.00	0	0	0.00	0	0.00	0	0	0.00	0	0.00
45.	Kürth Alexandra (3)	MFBC	1	5	1	20.00	0.00	0	0	0.00	0	0.00	0	0	0.00	0	0.00
46.	Käseberg Kim (4)	MFBC	1	0	0	0.00	0.00	0	0	0.00	0	0.00	0	0	0.00	0	0.00
47.	Kunkel Virginia (8)	MFBC	1	2	0	0.00	0.00	0	0	0.00	0	0.00	0	0	0.00	0	0.00
48.	Küttner Tiffany (10)	MFBC	1	2	0	0.00	0.00	0	0	0.00	0	0.00	0	0	0.00	0	0.00
49.	Sandner Lucy (17)	MFBC	1	0	0	0.00	0.00	0	0	0.00	0	0.00	0	0	0.00	0	0.00
50.	Heuschkel Luisa (18)	MFBC	1	6	3	50.00	0.00	0	0	0.00	0	0.00	0	0	0.00	0	0.00
51.	Könze Pauline (19)	MFBC	1	1	0	0.00	0.00	0	0	0.00	0	0.00	3	0	0.00	0	0.00
52.	Glaß Lisa (21)	MFBC	1	2	1	50.00	0.00	0	0	0.00	0	0.00	0	0	0.00	0	0.00
53.	Mietz Anne-Marie (25)	MFBC	1	4	0	0.00	0.00	0	0	0.00	0	0.00	7	2	28.57	0	0.00
54.	Wagner Emily (33)	MFBC	1	0	0	0.00	0.00	0	0	0.00	0	0.00	0	0	0.00	0	0.00
55.	Böttrich Elena (44)	MFBC	1	6	2	33.33	0.00	0	0	0.00	0	0.00	0	0	0.00	0	0.00
56.	Kürschner Amelie (50)	MFBC	1	1	1	100.00	0.00	0	0	0.00	0	0.00	0	0	0.00	0	0.00
57.	Winter Eileen (77)	MFBC	1	2	1	50.00	0.00	0	0	0.00	0	0.00	0	0	0.00	0	0.00
58.	Weikum Vanessa (8)	Weißenfels	1	7	0	0.00	0.00	0	0	0.00	0	0.00	8	2	25.00	0	0.00
59.	Benndorf Carla (9)	Weißenfels	1	2	0	0.00	0.00	0	0	0.00	0	0.00	0	0	0.00	0	0.00
60.	Fallei Jette (10)	Weißenfels	1	0	0	0.00	0.00	0	0	0.00	0	0.00	0	0	0.00	0	0.00
61.	Tauchlitz Magdalena (11)	Weißenfels	1	0	0	0.00	0.00	0	0	0.00	0	0.00	1	0	0.00	0	0.00
62.	Kleinschmidt Sarah (16)	Weißenfels	1	10	5	50.00	0.00	0	0	0.00	0	0.00	3	0	0.00	2	33.33

© by Roman Koller (info@floorballstatistics.ch)

Event Statistics

Spieler Statistik			Spiele	Schüsse				Tore			Scorer Punkte		Bullies			Strafen	
	Spieler/in	**Team**	gespielt	Total	auf's Tor	% auf's Tor	Effizienz (%)	erzielt	Assists	in %	Total	Pkt./Spiel	Total	gewonnen	in %	Total (min)	in %
63.	Kolditz Lea (17)	Weißenfels	1	0	0	0.00	0.00	0	0	0.00	0	0.00	0	0	0.00	0	0.00
64.	Schubert Lara (18)	Weißenfels	1	5	1	20.00	0.00	0	0	0.00	0	0.00	0	0	0.00	0	0.00
65.	Berbig Anne (20)	Weißenfels	1	1	0	0.00	0.00	0	0	0.00	0	0.00	0	0	0.00	0	0.00
66.	Gerdes Andrea (23)	Weißenfels	1	0	0	0.00	0.00	0	0	0.00	0	0.00	0	0	0.00	0	0.00
67.	Bindernagel Franka (24)	Weißenfels	1	0	0	0.00	0.00	0	0	0.00	0	0.00	0	0	0.00	0	0.00
68.	Zimmermann Emma (25)	Weißenfels	1	0	0	0.00	0.00	0	0	0.00	0	0.00	0	0	0.00	0	0.00
69.	Weser Karla (32)	Weißenfels	1	0	0	0.00	0.00	0	0	0.00	0	0.00	0	0	0.00	0	0.00
70.	Gänkler Emma (35)	Weißenfels	1	0	0	0.00	0.00	0	0	0.00	0	0.00	0	0	0.00	0	0.00
				192	**71**	**36.98**	**25.35**	**18**					**48**			**6**	

Sortierung:

1. Scorer Punkte
2. Score Punkte pro Spiel
3. Geschossene Tore
4. Effizienz

© by Roman Koller (info@floorballstatistics.ch)

Event Statistics

	Abwehr					Tor erhalten									
	Fuss/Beine	Hand/Arm	Körper	Maske	**Total**		keine Reaktion	Überspielt	Umspielt	verpasst	Verschiebung	**Total**	**Total**	**Saves**	**Saves in %**
31 Leonie Korth	2	10	3		**15**	1	1		1	1		**4**	**19**	**15**	**78.95**
1 Julia Bran		13	2	1	**16**	2		1			2	**5**	**21**	**16**	**76.19**
11 Lena Baccus		5			**5**			1				**1**	**6**	**5**	**83.33**
1 Daniela Strüngmann										1		**1**	**1**	**0**	**0.00**
97 Sophie Kleinschmidt	1	4	3	6	**14**	1		1		4	1	**7**	**21**	**14**	**66.67**
Total	**3**	**32**	**8**	**7**	**50**	**4**	**1**	**3**	**1**	**6**	**3**	**18**	**68**	**50**	**73.53**

© by Roman Koller (info@floorballstatistics.ch)

Event Statistics

	Abwehr				Tor erhalten							
	Fuss/Beine	Hand/Arm	Körper	**Total**		keine Reaktion	Umspielt	verpasst	**Total**	**Total**	**Saves**	**Saves in %**
31 Leonie Korth	2	10	3	**15**	1	1	1	1	**4**	**19**	**15**	**78.95**
Total	**2**	**10**	**3**	**15**	**1**	**1**	**1**	**1**	**4**	**19**	**15**	**78.95**

Schüsse und Saves

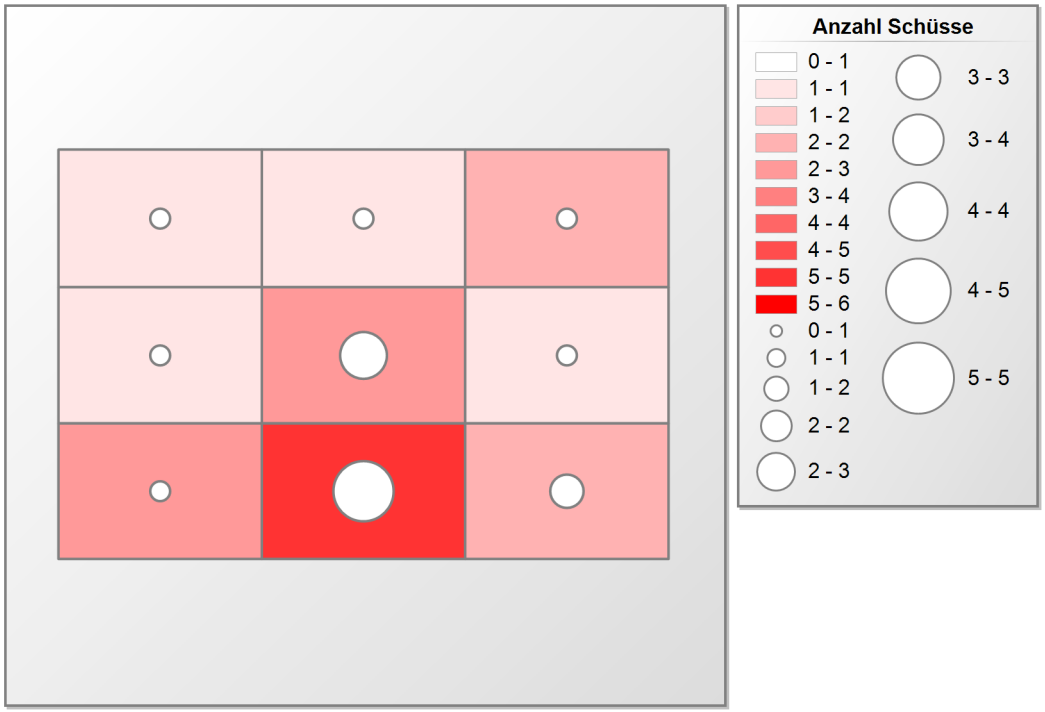

Erhaltene Tore und Schüsse

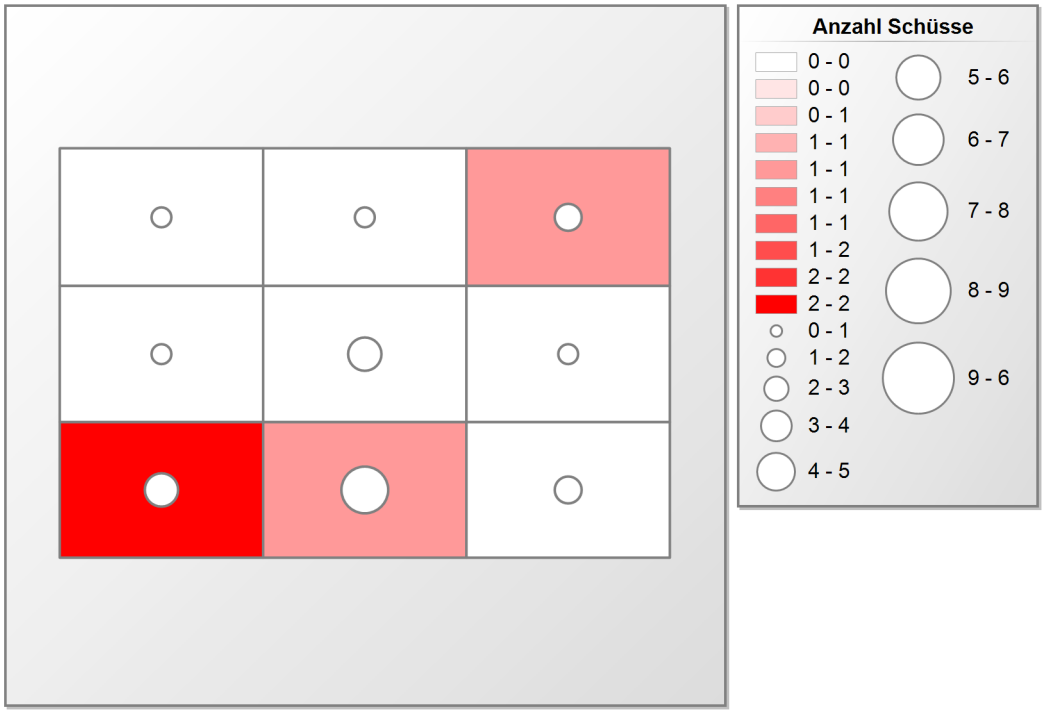

© by Roman Koller (info@floorballstatistics.ch)

Event Statistics

	Abwehr				Tor erhalten						
	Hand/Arm	Körper	Maske	Total		Überspielt	Verschiebung	Total	Total	Saves	Saves in %
1 Julia Bran	13	2	1	**16**	2	1	2	**5**	**21**	**16**	**76.19**
Total	**13**	**2**	**1**	**16**	**2**	**1**	**2**	**5**	**21**	**16**	**76.19**

Schüsse und Saves

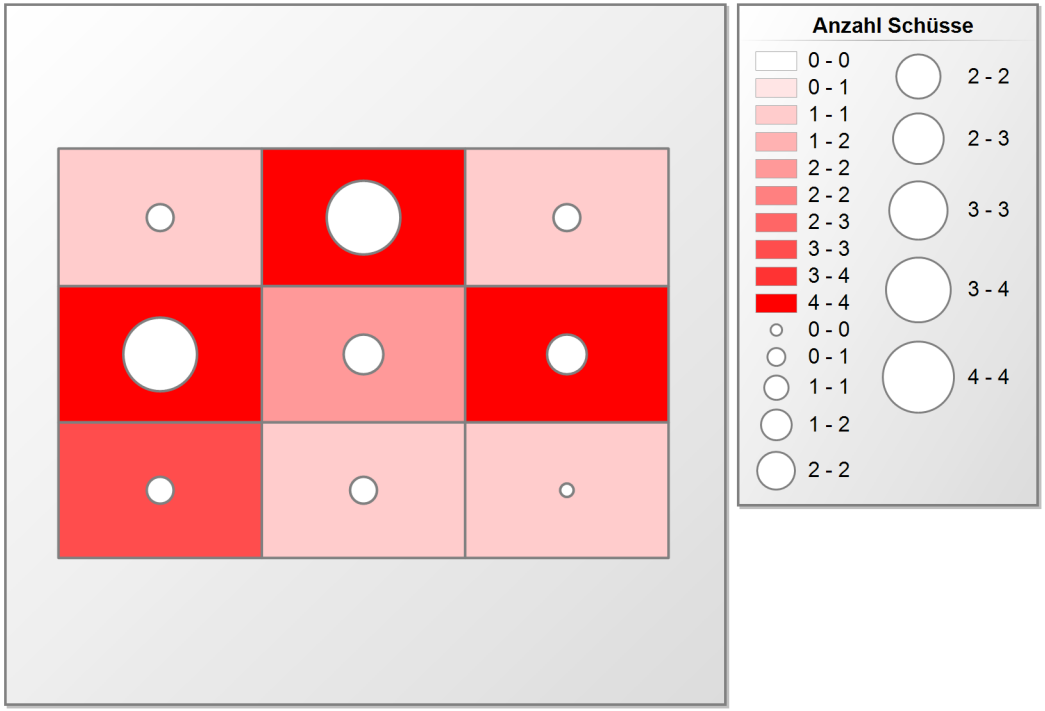

Erhaltene Tore und Schüsse

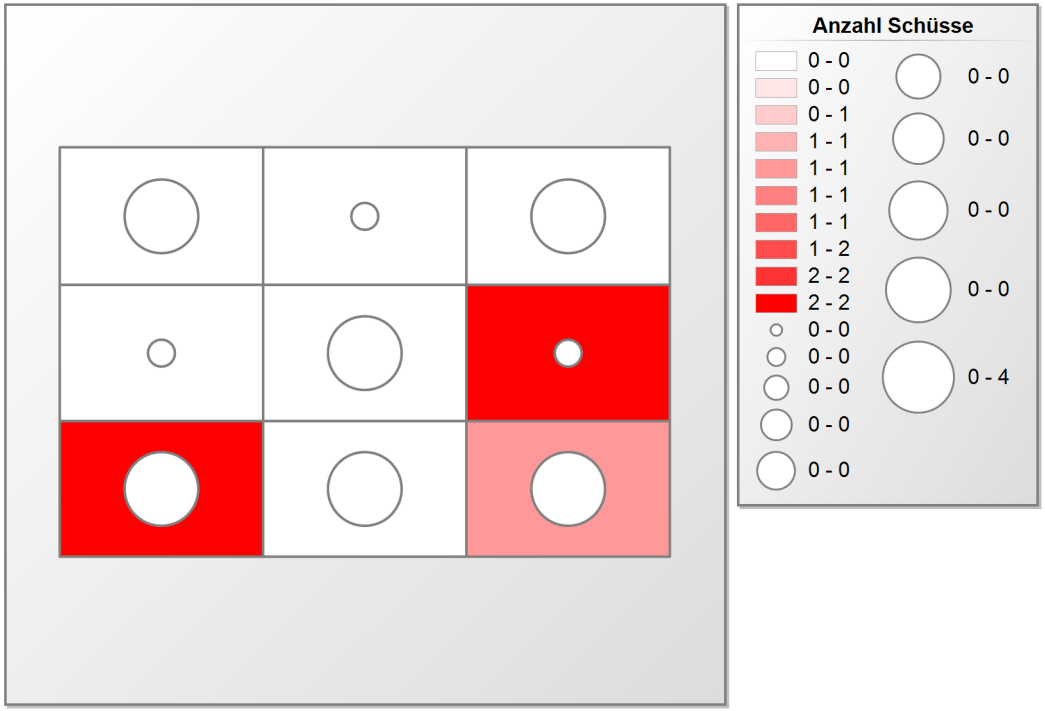

© by Roman Koller (info@floorballstatistics.ch)

Event Statistics

	Abwehr		Tor erhalten				
	Hand/Arm	Total	Überspielt	Total	Total	Saves	Saves in %
11 Lena Baccus	5	**5**	1	**1**	**6**	**5**	**83.33**
Total	**5**	**5**	**1**	**1**	**6**	**5**	**83.33**

Schüsse und Saves

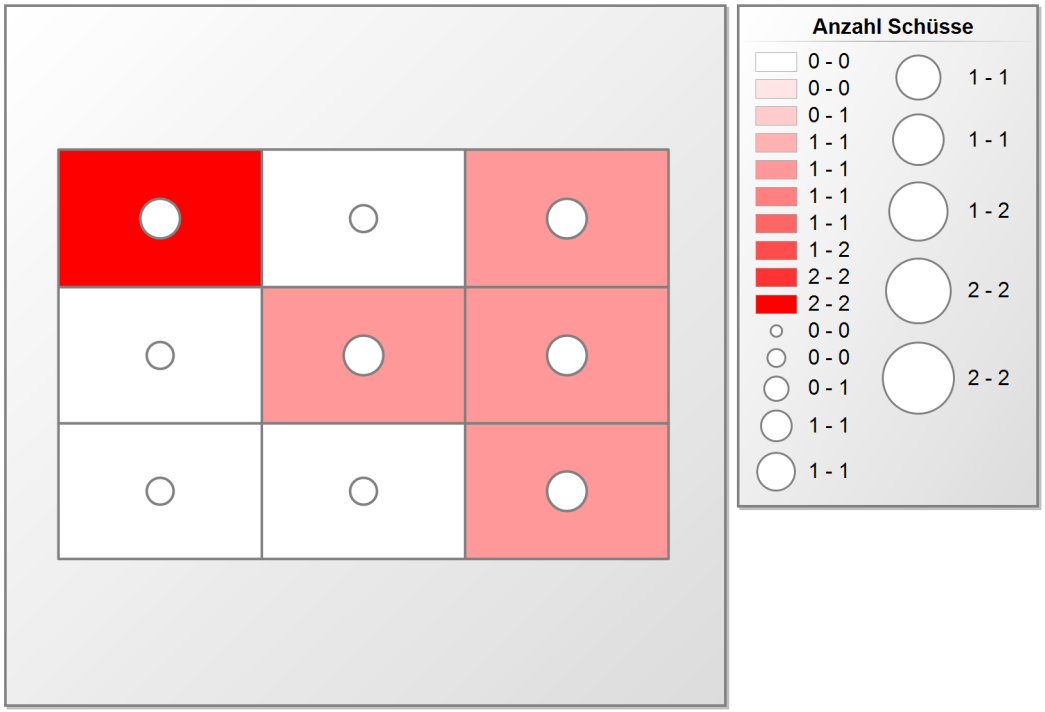

Erhaltene Tore und Schüsse

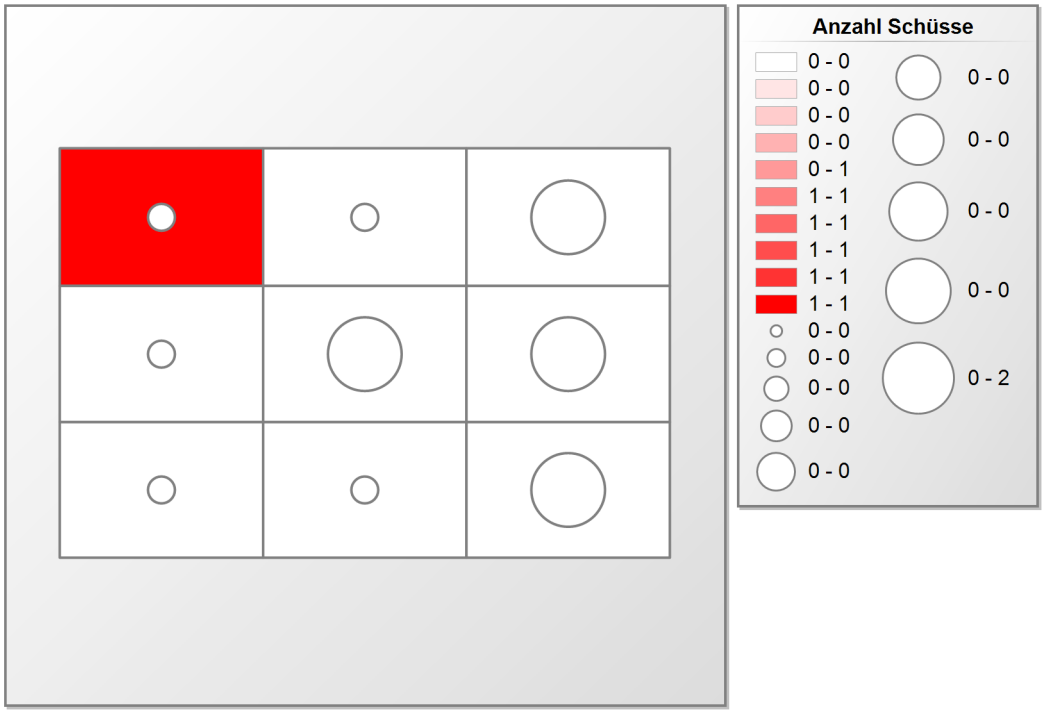

© by Roman Koller (info@floorballstatistics.ch)

Event Statistics

	Tor erhalten				
	verpasst	Total	Total	Saves	Saves in %
1 Daniela Strüngmann	1	1	1	0	0.00
Total	**1**	**1**	**1**	**0**	**0.00**

Schüsse und Saves

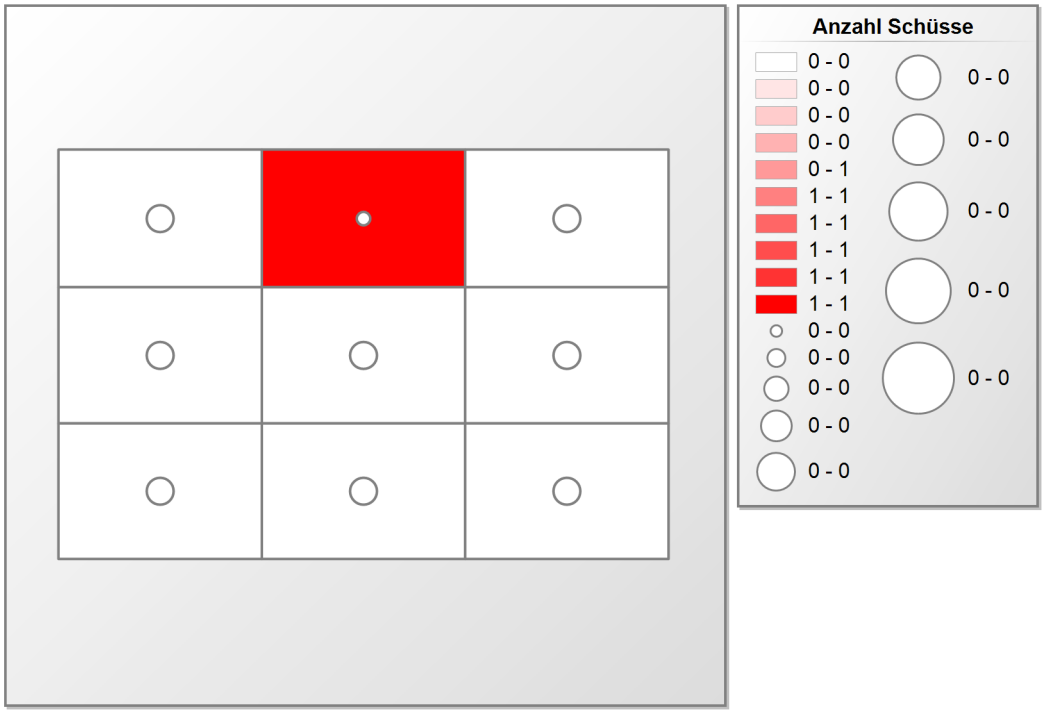

Erhaltene Tore und Schüsse

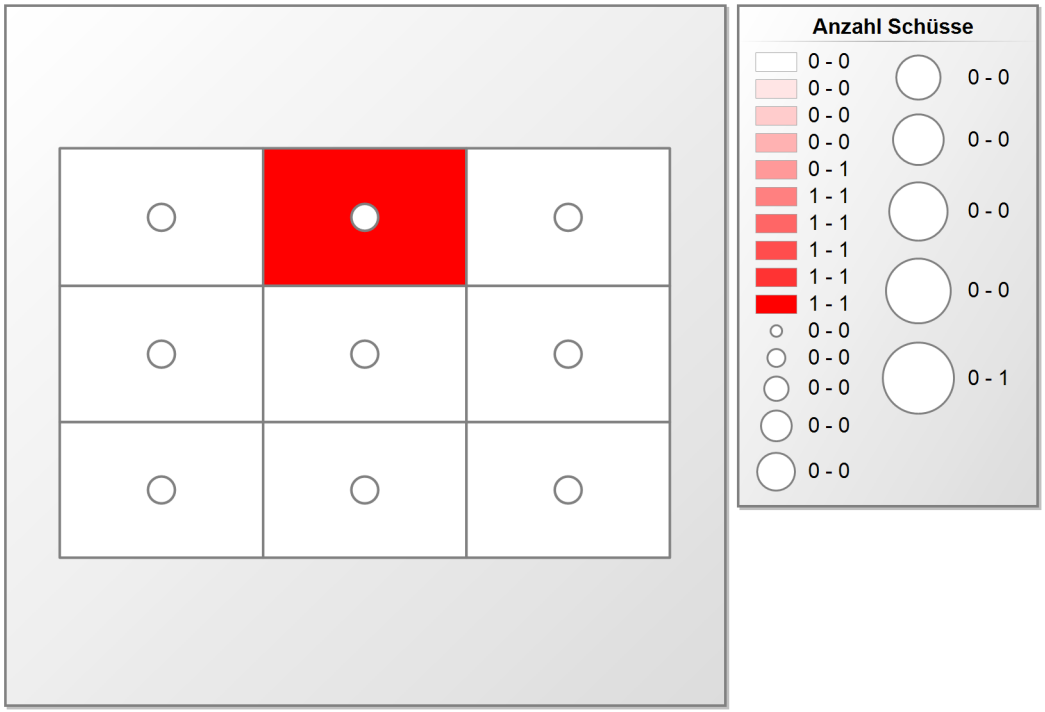

© by Roman Koller (info@floorballstatistics.ch)

Event Statistics

	Abwehr					Tor erhalten							
	Fuss/Beine	Hand/Arm	Körper	Maske	**Total**		Überspielt	verpasst	Verschiebung	**Total**	**Total**	**Saves**	**Saves in %**
97 Sophie Kleinschmidt	1	4	3	6	**14**	1	1	4	1	**7**	**21**	**14**	**66.67**
Total	**1**	**4**	**3**	**6**	**14**	**1**	**1**	**4**	**1**	**7**	**21**	**14**	**66.67**

Schüsse und Saves

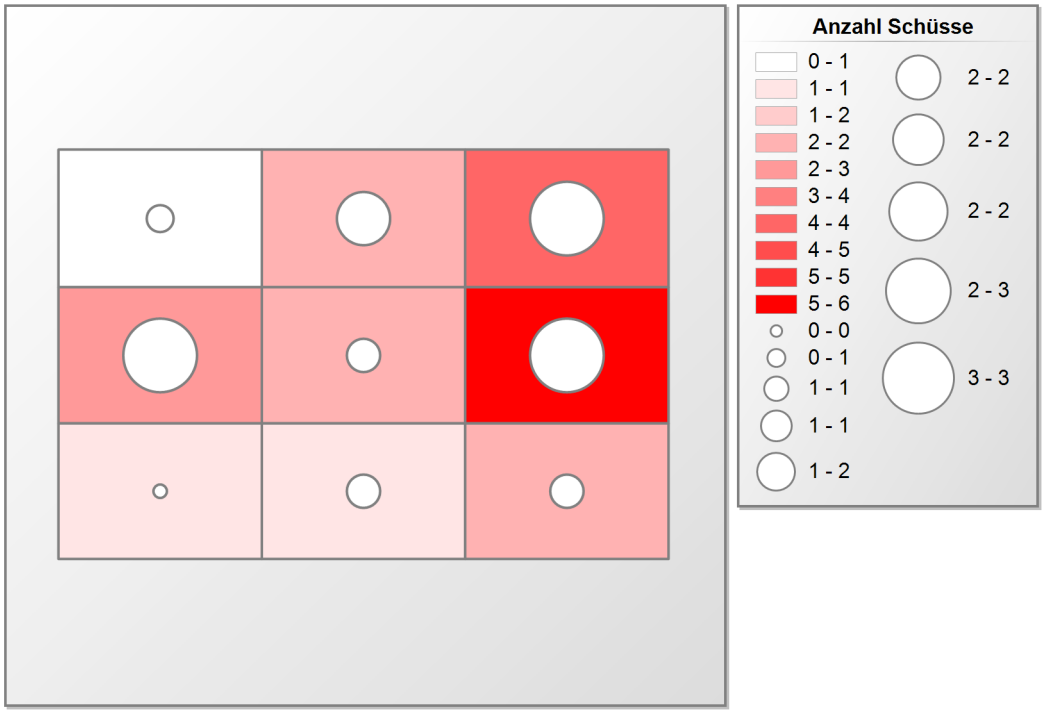

Erhaltene Tore und Schüsse

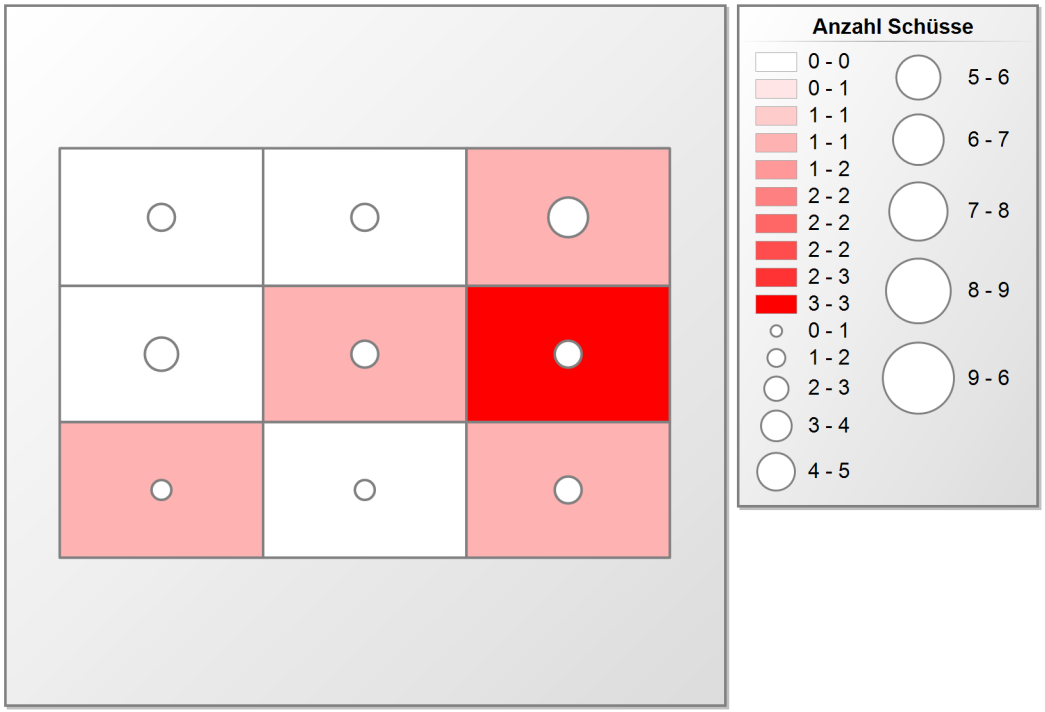

© by Roman Koller (info@floorballstatistics.ch)

Spielstatistik

FLOORBALL
FINAL4 BERLIN 2023

Final4 Damen
Halbfinal 1

VS

floorball deutschland
SPORTMETROPOLE BERLIN
floorball berlin-brandenburg
UTB Projektmanagement GmbH
UNIHOC
floorballshop.com

Game Statistics

Ballbesitz

1. Drittel	2. Drittel	3. Drittel	No Data Available	Gesamt
55.25	43.08	54.17		50.83
44.75	56.92	45.83		49.17
ETV / MFBC	ETV / MFBC	ETV / MFBC		ETV / MFBC

	MFBC Leipzig/Grimma	ETV Lady Piranhhas Hamburg
	4	**5**
1.	1	3
2.	3	1
3.	0	1
Verl.	0	0

Schussstatistik

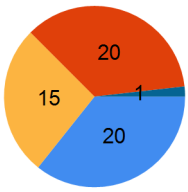

auf's Tor / daneben / geblockt / Pfosten

	1.	2.	3.	Verl.	Total
auf's Tor	5	10	5	0	**20**
daneben	5	7	3	0	**15**
geblockt	3	6	11	0	**20**
Pfosten	1	0	0	0	**1**
	14	**23**	**19**	**0**	**56**

Präzision (%)	35.71	43.48	26.32	**35.71**
Effizienz (%)	20.00	30.00	0.00	**20.00**

Schussstatistik

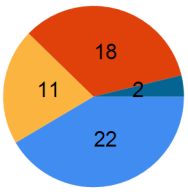

auf's Tor / daneben / geblockt / Pfosten

	1.	2.	3.	Verl.	Total
auf's Tor	9	5	8	0	**22**
daneben	6	4	1	0	**11**
geblockt	6	7	5	0	**18**
Pfosten	1	0	1	0	**2**
	22	**16**	**15**	**0**	**53**

Präzision (%)	40.91	31.25	53.33	**41.51**
Effizienz (%)	33.33	20.00	12.50	**22.73**

Torhüter Statistik

	1 Julia Bran	
	Schüsse	Gehalten
1.	9	6
	66.67%	
2.	5	4
	80.00%	
3.	8	7
	87.50%	
Verl.	0	0
	NaN	
Total	**22**	**17**
	77.27%	

Torhüter Statistik

	31 Leonie Korth	
	Schüsse	Gehalten
1.	5	4
	80.00%	
2.	10	7
	70.00%	
3.	5	5
	100.00%	
Verl.	0	0
	NaN	
Total	**20**	**16**
	80.00%	

Strafzeitstatistik

	1.	2.	3.	Total	Tore
Überzahl	00:51	00:00	00:00	00:51	1
Unterzahl	00:00	02:00	00:00	02:00	0

Strafzeitstatistik

	1.	2.	3.	Total	Tore
Überzahl	00:00	02:00	00:00	02:00	0
Unterzahl	00:51	00:00	00:00	00:51	0

© by Roman Koller (info@floorballstatistics.ch)

Game Statistics

Spielverlauf

1. Drittel

Zeit	Resultat	Team	Situation	#	Spieler/in	#	Assist	Speed
07:56		ETV Lady Piranhhas Hamburg	2' Wechselfehler	7	Juliane Schwinck			
08:47	1-0	MFBC Leipzig/Grimma	Überzahl	13	Nathalie Berger	2	Jasmin Maudrich	0.00
12:24	1-1	ETV Lady Piranhhas Hamburg		19	Maria Kapteina			0.00
16:38	1-2	ETV Lady Piranhhas Hamburg		18	Julia Diesener	21	Ina Jensen	0.00
19:24	1-3	ETV Lady Piranhhas Hamburg		9	Imke Gittek	12	Lara Nethe	0.00

2. Drittel

Zeit	Resultat	Team	Situation	#	Spieler/in	#	Assist	Speed
22:59		MFBC Leipzig/Grimma	2' Stockschlag	7	Hannah Götze			
26:10	1-4	ETV Lady Piranhhas Hamburg		28	Hanna Petersen	37	Annika Ebeling	0.00
27:36	2-4	MFBC Leipzig/Grimma		7	Hannah Götze	9	Charlotte Rüssel	0.00
32:45	3-4	MFBC Leipzig/Grimma		24	Lisabeth Klaus	9	Charlotte Rüssel	0.00
33:50	4-4	MFBC Leipzig/Grimma	Strafstoss	13	Nathalie Berger			0.00
33:50		ETV Lady Piranhhas Hamburg	Strafstoss	11	Katharina Meyer			

3. Drittel

Zeit	Resultat	Team	Situation	#	Spieler/in	#	Assist	Speed
58:53	4-5	ETV Lady Piranhhas Hamburg		21	Ina Jensen	12	Lara Nethe	0.00
58:53		MFBC Leipzig/Grimma	Time Out					

© by Roman Koller (info@floorballstatistics.ch)

Game Statistics

MFBC Leipzig/Grimma	Plus/Minus			Schüsse				Tore		
Spieler/in	+	-	Bilanz	Total	auf's Tor	% auf's Tor	Effizienz (%)	erzielt	Assists	in %
2 Maudrich Jasmin	1	2	-1	8	4	50.00	0.00	0	1	0.00
3 Kürth Alexandra	1	2	-1	5	1	20.00	0.00	0	0	0.00
4 Käseberg Kim	0	1	-1	0	0	0.00	0.00	0	0	0.00
7 Götze Hannah	2	2	0	8	4	50.00	25.00	1	0	25.00
8 Kunkel Virginia	0	1	-1	2	0	0.00	0.00	0	0	0.00
9 Rüssel Charlotte	2	2	0	2	0	0.00	0.00	0	2	0.00
10 Küttner Tiffany	2	2	0	2	0	0.00	0.00	0	0	0.00
13 Berger Nathalie	4	3	1	6	2	33.33	100.00	2	0	50.00
17 Sandner Lucy	0	0	0	0	0	0.00	0.00	0	0	0.00
18 Heuschkel Luisa	1	1	0	6	3	50.00	0.00	0	0	0.00
19 Könze Pauline	0	1	-1	1	0	0.00	0.00	0	0	0.00
21 Glaß Lisa	0	1	-1	2	1	50.00	0.00	0	0	0.00
24 Klaus Lisabeth	2	3	-1	1	1	100.00	100.00	1	0	25.00
25 Mietz Anne-Marie	0	1	-1	4	0	0.00	0.00	0	0	0.00
33 Wagner Emily	0	0	0	0	0	0.00	0.00	0	0	0.00
44 Böttrich Elena	1	2	-1	6	2	33.33	0.00	0	0	0.00
50 Kürschner Amelie	0	0	0	1	1	100.00	0.00	0	0	0.00
77 Winter Eileen	0	1	-1	2	1	50.00	0.00	0	0	0.00
	16	25		**56**	**20**	**35.71**	**20.00**			

ETV Lady Piranhhas Hamburg	Plus/Minus			Schüsse				Tore		
Spieler/in	+	-	Bilanz	Total	auf's Tor	% auf's Tor	Effizienz (%)	erzielt	Assists	in %
2 Bartel Finja Nené	0	0	0	0	0	0.00	0.00	0	0	0.00
3 Kleerbaum Randi	3	1	2	10	6	60.00	0.00	0	0	0.00
4 Deterding Lea Maria	0	1	-1	0	0	0.00	0.00	0	0	0.00
5 von Kroge Shari	0	0	0	0	0	0.00	0.00	0	0	0.00
7 Schwinck Juliane	1	3	-2	4	3	75.00	0.00	0	0	0.00
9 Gittek Imke	4	0	4	4	1	25.00	100.00	1	0	20.00
11 Meyer Katharina	1	2	-1	7	2	28.57	0.00	0	0	0.00
12 Nethe Lara	3	1	2	4	0	0.00	0.00	0	2	0.00
14 Lipp Clara	0	1	-1	0	0	0.00	0.00	0	0	0.00
16 Sommer Talissa Sarah	1	1	0	1	0	0.00	0.00	0	0	0.00
17 Drews Annika	1	1	0	2	0	0.00	0.00	0	0	0.00
18 Diesener Julia	3	0	3	11	5	45.45	20.00	1	0	20.00
19 Kapteina Maria	1	1	0	3	1	33.33	100.00	1	0	20.00
21 Jensen Ina	3	1	2	3	2	66.67	50.00	1	1	20.00
23 Strahl Frederike	1	0	1	1	1	100.00	0.00	0	0	0.00
25 Schulz Jessica	1	1	0	2	0	0.00	0.00	0	0	0.00
28 Petersen Hanna	1	1	0	1	1	100.00	100.00	1	0	20.00
37 Ebeling Annika	1	1	0	0	0	0.00	0.00	0	1	0.00
	25	16		**53**	**22**	**41.51**	**22.73**			

© by Roman Koller (info@floorballstatistics.ch)

Shot Statistics

MFBC Leipzig/Grimma

Overall

ETV Lady Piranhhas Hamburg

bar	0	0.00 %
blocked	0	0.00 %
missed	1	50.00 %
on goal	1	50.00 %
Shots	**2**	**3.57 %**
Scores	**0**	**0.00 %**

bar	0	0.00 %
blocked	0	0.00 %
missed	1	20.00 %
on goal	4	80.00 %
Shots	**5**	**8.93 %**
Scores	**1**	**25.00 %**

on goal	0	0.00 %
bar	1	33.33 %
blocked	1	33.33 %
missed	1	33.33 %
Shots	**3**	**5.36 %**
Scores	**0**	**0.00 %**

bar	0	0.00 %
blocked	0	0.00 %
missed	0	0.00 %
on goal	0	0.00 %
Shots	**0**	**0.00 %**
Scores	**0**	**0.00 %**

bar	0	0.00 %
blocked	0	0.00 %
on goal	0	0.00 %
missed	1	100.00 %
Shots	**1**	**1.89 %**
Scores	**0**	**0.00 %**

bar	0	0.00 %
on goal	0	0.00 %
blocked	1	50.00 %
missed	1	50.00 %
Shots	**2**	**3.77 %**
Scores	**0**	**0.00 %**

bar	0	0.00 %
missed	1	14.29 %
blocked	3	42.86 %
on goal	3	42.86 %
Shots	**7**	**12.50 %**
Scores	**0**	**0.00 %**

bar	0	0.00 %
on goal	2	20.00 %
missed	3	30.00 %
blocked	5	50.00 %
Shots	**10**	**17.86 %**
Scores	**1**	**25.00 %**

bar	0	0.00 %
on goal	1	11.11 %
blocked	4	44.44 %
missed	4	44.44 %
Shots	**9**	**16.07 %**
Scores	**1**	**25.00 %**

bar	1	10.00 %
missed	1	10.00 %
blocked	3	30.00 %
on goal	5	50.00 %
Shots	**10**	**18.87 %**
Scores	**0**	**0.00 %**

bar	1	3.70 %
missed	5	18.52 %
blocked	6	22.22 %
on goal	15	55.56 %
Shots	**27**	**50.94 %**
Scores	**5**	**100.00 %**

bar	0	0.00 %
missed	0	0.00 %
on goal	0	0.00 %
blocked	2	100.00 %
Shots	**2**	**3.77 %**
Scores	**0**	**0.00 %**

bar	0	0.00 %
blocked	1	14.29 %
missed	2	28.57 %
on goal	4	57.14 %
Shots	**7**	**12.50 %**
Scores	**1**	**25.00 %**

bar	0	0.00 %
missed	2	25.00 %
on goal	2	25.00 %
blocked	4	50.00 %
Shots	**8**	**14.29 %**
Scores	**0**	**0.00 %**

bar	0	0.00 %
missed	0	0.00 %
blocked	2	40.00 %
on goal	3	60.00 %
Shots	**5**	**8.93 %**
Scores	**0**	**0.00 %**

bar	0	0.00 %
blocked	1	25.00 %
on goal	1	25.00 %
missed	2	50.00 %
Shots	**4**	**7.55 %**
Scores	**0**	**0.00 %**

bar	0	0.00 %
on goal	0	0.00 %
missed	1	25.00 %
blocked	3	75.00 %
Shots	**4**	**7.55 %**
Scores	**0**	**0.00 %**

bar	0	0.00 %
missed	0	0.00 %
on goal	1	33.33 %
blocked	2	66.67 %
Shots	**3**	**5.66 %**
Scores	**0**	**0.00 %**

bar	1	1.79 %
missed	15	26.79 %
blocked	20	35.71 %
on goal	20	35.71 %
Shots	**56**	
Scores	**4**	

bar	2	3.77 %
missed	11	20.75 %
blocked	18	33.96 %
on goal	22	41.51 %
Shots	**53**	
Scores	**5**	

© by Roman Koller (info@floorballstatistics.ch)

Shot Statistics

MFBC Leipzig/Grimma

1st Periode

ETV Lady Piranhhas Hamburg

bar	0	0.00 %
blocked	0	0.00 %
missed	0	0.00 %
on goal	0	0.00 %
Shots	**0**	**0.00 %**
Scores	**0**	**0.00 %**

bar	0	0.00 %
blocked	0	0.00 %
missed	0	0.00 %
on goal	0	0.00 %
Shots	**0**	**0.00 %**
Scores	**0**	**0.00 %**

blocked	0	0.00 %
missed	0	0.00 %
on goal	0	0.00 %
bar	1	100.00 %
Shots	**1**	**7.14 %**
Scores	**0**	**0.00 %**

bar	0	0.00 %
blocked	0	0.00 %
missed	0	0.00 %
on goal	0	0.00 %
Shots	**0**	**0.00 %**
Scores	**0**	**0.00 %**

bar	0	0.00 %
blocked	0	0.00 %
missed	0	0.00 %
on goal	0	0.00 %
Shots	**0**	**0.00 %**
Scores	**0**	**0.00 %**

bar	0	0.00 %
on goal	0	0.00 %
blocked	1	50.00 %
missed	1	50.00 %
Shots	**2**	**14.29 %**
Scores	**0**	**0.00 %**

bar	0	0.00 %
blocked	0	0.00 %
missed	0	0.00 %
on goal	1	100.00 %
Shots	**1**	**7.14 %**
Scores	**0**	**0.00 %**

bar	0	0.00 %
blocked	1	33.33 %
missed	1	33.33 %
on goal	1	33.33 %
Shots	**3**	**21.43 %**
Scores	**1**	**100.00 %**

bar	0	0.00 %
blocked	0	0.00 %
on goal	1	33.33 %
missed	2	66.67 %
Shots	**3**	**21.43 %**
Scores	**0**	**0.00 %**

bar	0	0.00 %
blocked	1	33.33 %
missed	1	33.33 %
on goal	1	33.33 %
Shots	**3**	**21.43 %**
Scores	**0**	**0.00 %**

bar	0	0.00 %
blocked	0	0.00 %
missed	0	0.00 %
on goal	1	100.00 %
Shots	**1**	**7.14 %**
Scores	**0**	**0.00 %**

bar	1	7.14 %
blocked	3	21.43 %
missed	5	35.71 %
on goal	5	35.71 %
Shots	**14**	
Scores	**1**	

bar	0	0.00 %
blocked	0	0.00 %
missed	0	0.00 %
on goal	0	0.00 %
Shots	**0**	**0.00 %**
Scores	**0**	**0.00 %**

bar	0	0.00 %
blocked	0	0.00 %
on goal	0	0.00 %
missed	1	100.00 %
Shots	**1**	**4.55 %**
Scores	**0**	**0.00 %**

bar	0	0.00 %
blocked	0	0.00 %
missed	0	0.00 %
on goal	0	0.00 %
Shots	**0**	**0.00 %**
Scores	**0**	**0.00 %**

missed	0	0.00 %
bar	1	20.00 %
blocked	1	20.00 %
on goal	3	60.00 %
Shots	**5**	**22.73 %**
Scores	**0**	**0.00 %**

bar	0	0.00 %
blocked	1	11.11 %
missed	3	33.33 %
on goal	5	55.56 %
Shots	**9**	**40.91 %**
Scores	**3**	**100.00 %**

bar	0	0.00 %
blocked	0	0.00 %
missed	0	0.00 %
on goal	0	0.00 %
Shots	**0**	**0.00 %**
Scores	**0**	**0.00 %**

bar	0	0.00 %
on goal	0	0.00 %
blocked	1	50.00 %
missed	1	50.00 %
Shots	**2**	**9.09 %**
Scores	**0**	**0.00 %**

bar	0	0.00 %
on goal	0	0.00 %
blocked	1	50.00 %
missed	1	50.00 %
Shots	**2**	**9.09 %**
Scores	**0**	**0.00 %**

bar	0	0.00 %
missed	0	0.00 %
on goal	1	33.33 %
blocked	2	66.67 %
Shots	**3**	**13.64 %**
Scores	**0**	**0.00 %**

bar	1	4.55 %
blocked	6	27.27 %
missed	6	27.27 %
on goal	9	40.91 %
Shots	**22**	
Scores	**3**	

© by Roman Koller (info@floorballstatistics.ch)

Shot Statistics

MFBC Leipzig/Grimma

2nd Periode

ETV Lady Piranhhas Hamburg

bar	0	0.00 %
blocked	0	0.00 %
missed	1	50.00 %
on goal	1	50.00 %
Shots	**2**	**8.70 %**
Scores	**0**	**0.00 %**

bar	0	0.00 %
blocked	0	0.00 %
missed	0	0.00 %
on goal	3	100.00 %
Shots	**3**	**13.04 %**
Scores	**1**	**33.33 %**

bar	0	0.00 %
blocked	0	0.00 %
missed	0	0.00 %
on goal	0	0.00 %
Shots	**0**	**0.00 %**
Scores	**0**	**0.00 %**

bar	0	0.00 %
blocked	0	0.00 %
missed	0	0.00 %
on goal	1	100.00 %
Shots	**1**	**4.35 %**
Scores	**0**	**0.00 %**

bar	0	0.00 %
on goal	1	20.00 %
blocked	2	40.00 %
missed	2	40.00 %
Shots	**5**	**21.74 %**
Scores	**1**	**33.33 %**

bar	0	0.00 %
on goal	0	0.00 %
blocked	1	25.00 %
missed	3	75.00 %
Shots	**4**	**17.39 %**
Scores	**0**	**0.00 %**

bar	0	0.00 %
missed	0	0.00 %
blocked	1	33.33 %
on goal	2	66.67 %
Shots	**3**	**13.04 %**
Scores	**1**	**33.33 %**

bar	0	0.00 %
missed	1	25.00 %
on goal	1	25.00 %
blocked	2	50.00 %
Shots	**4**	**17.39 %**
Scores	**0**	**0.00 %**

bar	0	0.00 %
blocked	0	0.00 %
missed	0	0.00 %
on goal	1	100.00 %
Shots	**1**	**4.35 %**
Scores	**0**	**0.00 %**

bar	0	0.00 %
blocked	0	0.00 %
on goal	0	0.00 %
missed	1	100.00 %
Shots	**1**	**6.25 %**
Scores	**0**	**0.00 %**

bar	0	0.00 %
blocked	0	0.00 %
missed	0	0.00 %
on goal	0	0.00 %
Shots	**0**	**0.00 %**
Scores	**0**	**0.00 %**

bar	0	0.00 %
missed	0	0.00 %
on goal	0	0.00 %
blocked	1	100.00 %
Shots	**1**	**6.25 %**
Scores	**0**	**0.00 %**

bar	0	0.00 %
blocked	1	33.33 %
missed	1	33.33 %
on goal	1	33.33 %
Shots	**3**	**18.75 %**
Scores	**0**	**0.00 %**

bar	0	0.00 %
blocked	2	25.00 %
missed	2	25.00 %
on goal	4	50.00 %
Shots	**8**	**50.00 %**
Scores	**1**	**100.00 %**

bar	0	0.00 %
missed	0	0.00 %
on goal	0	0.00 %
blocked	2	100.00 %
Shots	**2**	**12.50 %**
Scores	**0**	**0.00 %**

bar	0	0.00 %
blocked	0	0.00 %
on goal	0	0.00 %
missed	1	100.00 %
Shots	**1**	**6.25 %**
Scores	**0**	**0.00 %**

bar	0	0.00 %
missed	0	0.00 %
on goal	0	0.00 %
blocked	1	100.00 %
Shots	**1**	**6.25 %**
Scores	**0**	**0.00 %**

bar	0	0.00 %
blocked	0	0.00 %
missed	0	0.00 %
on goal	0	0.00 %
Shots	**0**	**0.00 %**
Scores	**0**	**0.00 %**

bar	0	0.00 %
blocked	6	26.09 %
missed	7	30.43 %
on goal	10	43.48 %
Shots	**23**	
Scores	**3**	

bar	0	0.00 %
missed	4	25.00 %
on goal	5	31.25 %
blocked	7	43.75 %
Shots	**16**	
Scores	**1**	

© by Roman Koller (info@floorballstatistics.ch)

Shot Statistics

MFBC Leipzig/Grimma

3rd Periode

ETV Lady Piranhhas Hamburg

bar	0	0.00 %
blocked	0	0.00 %
missed	0	0.00 %
on goal	0	0.00 %
Shots	**0**	**0.00 %**
Scores	**0**	**0.00 %**

bar	0	0.00 %
blocked	0	0.00 %
missed	1	50.00 %
on goal	1	50.00 %
Shots	**2**	**10.53 %**
Scores	**0**	**0.00 %**

bar	0	0.00 %
on goal	0	0.00 %
blocked	1	50.00 %
missed	1	50.00 %
Shots	**2**	**10.53 %**
Scores	**0**	**0.00 %**

bar	0	0.00 %
missed	0	0.00 %
blocked	2	50.00 %
on goal	2	50.00 %
Shots	**4**	**21.05 %**
Scores	**0**	**0.00 %**

bar	0	0.00 %
on goal	0	0.00 %
missed	1	25.00 %
blocked	3	75.00 %
Shots	**4**	**21.05 %**
Scores	**0**	**0.00 %**

bar	0	0.00 %
missed	0	0.00 %
on goal	0	0.00 %
blocked	2	100.00 %
Shots	**2**	**10.53 %**
Scores	**0**	**0.00 %**

bar	0	0.00 %
blocked	0	0.00 %
missed	0	0.00 %
on goal	1	100.00 %
Shots	**1**	**5.26 %**
Scores	**0**	**0.00 %**

bar	0	0.00 %
missed	0	0.00 %
on goal	0	0.00 %
blocked	1	100.00 %
Shots	**1**	**5.26 %**
Scores	**0**	**0.00 %**

bar	0	0.00 %
missed	0	0.00 %
on goal	1	33.33 %
blocked	2	66.67 %
Shots	**3**	**15.79 %**
Scores	**0**	**0.00 %**

bar	0	0.00 %
blocked	0	0.00 %
missed	0	0.00 %
on goal	0	0.00 %
Shots	**0**	**0.00 %**
Scores	**0**	**0.00 %**

bar	0	0.00 %
blocked	0	0.00 %
missed	0	0.00 %
on goal	0	0.00 %
Shots	**0**	**0.00 %**
Scores	**0**	**0.00 %**

bar	0	0.00 %
blocked	0	0.00 %
on goal	0	0.00 %
missed	1	100.00 %
Shots	**1**	**6.67 %**
Scores	**0**	**0.00 %**

bar	0	0.00 %
missed	0	0.00 %
blocked	1	50.00 %
on goal	1	50.00 %
Shots	**2**	**13.33 %**
Scores	**0**	**0.00 %**

missed	0	0.00 %
bar	1	10.00 %
blocked	3	30.00 %
on goal	6	60.00 %
Shots	**10**	**66.67 %**
Scores	**1**	**100.00 %**

bar	0	0.00 %
blocked	0	0.00 %
missed	0	0.00 %
on goal	0	0.00 %
Shots	**0**	**0.00 %**
Scores	**0**	**0.00 %**

bar	0	0.00 %
blocked	0	0.00 %
missed	0	0.00 %
on goal	1	100.00 %
Shots	**1**	**6.67 %**
Scores	**0**	**0.00 %**

bar	0	0.00 %
missed	0	0.00 %
on goal	0	0.00 %
blocked	1	100.00 %
Shots	**1**	**6.67 %**
Scores	**0**	**0.00 %**

bar	0	0.00 %
blocked	0	0.00 %
missed	0	0.00 %
on goal	0	0.00 %
Shots	**0**	**0.00 %**
Scores	**0**	**0.00 %**

bar	0	0.00 %
missed	3	15.79 %
on goal	5	26.32 %
blocked	11	57.89 %
Shots	**19**	
Scores	**0**	

bar	1	6.67 %
missed	1	6.67 %
blocked	5	33.33 %
on goal	8	53.33 %
Shots	**15**	
Scores	**1**	

© by Roman Koller (info@floorballstatistics.ch)

Spielstatistik

FLOORBALL
FINAL4 BERLIN 2023

Final4 Damen
Halbfinal 2

VS

floorball deutschland
SPORTMETROPOLE BERLIN
floorball berlin-brandenburg
UTB Projektmanagement GmbH
UNIHOC
floorballshop.com

Game Statistics

Ballbesitz

1. Drittel

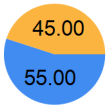

Füchse Weiß…

2. Drittel

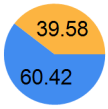

Füchse Weiß…

3. Drittel

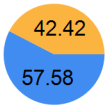

Füchse Weiß…

No Data Available

Gesamt

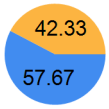

Füchse Weiß…

	UHC Sparkasse Weißenfels	Dümptener Füchse
	2	**7**
1.	1	1
2.	0	2
3.	1	4
Verl.	0	0

UHC Sparkasse Weißenfels

Schussstatistik

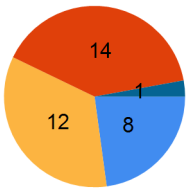

auf's Tor daneben geblockt Pfosten

	1.	2.	3.	Verl.	Total
auf's Tor	2	4	2	0	**8**
daneben	6	1	5	0	**12**
geblockt	1	9	4	0	**14**
Pfosten	1	0	0	0	**1**
	10	**14**	**11**	**0**	**35**

Präzision (%)	20.00	28.57	18.18	**22.86**
Effizienz (%)	50.00	0.00	50.00	**25.00**

Torhüter Statistik

	97 Sophie Kleinschmidt	
	Schüsse	Gehalten
1.	4	3
	75.00%	
2.	8	6
	75.00%	
3.	9	5
	55.56%	
Verl.	0	0
	NaN	
Total	**21**	**14**
	66.67%	

Strafzeitstatistik

	1.	2.	3.	Total	Tore
Überzahl	00:00	00:00	00:00	0	0
Unterzahl	00:00	00:00	01:24	01:24	0

Dümptener Füchse

Schussstatistik

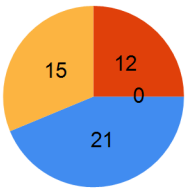

auf's Tor daneben geblockt Pfosten

	1.	2.	3.	Verl.	Total
auf's Tor	4	8	9	0	**21**
daneben	10	2	3	0	**15**
geblockt	4	4	4	0	**12**
Pfosten	0	0	0	0	**0**
	18	**14**	**16**	**0**	**48**

Präzision (%)	22.22	57.14	56.25	**43.75**
Effizienz (%)	25.00	25.00	44.44	**33.33**

Torhüter Statistik

	11 Lena Baccus		1 Daniela Strüngmann	
	Schüsse	Gehalten	Schüsse	Gehalten
1.	2	1	0	0
	50.00%		NaN	
2.	4	4	0	0
	100.00%		NaN	
3.	1	1	1	0
	100.00%		0.00%	
Verl.	0	0	0	0
	NaN		NaN	
Total	**7**	**6**	**1**	**0**
	85.71%		**0.00%**	

Strafzeitstatistik

	1.	2.	3.	Total	Tore
Überzahl	00:00	00:00	01:24	01:24	1
Unterzahl	00:00	00:00	00:00	0	0

© by Roman Koller (info@floorballstatistics.ch)

Game Statistics

Spielverlauf

1. Drittel

Zeit	Resultat	Team	Situation	#	Spieler/in	#	Assist	Speed
14:39	1-0	UHC Sparkasse Weißenfels		13	Laura Hofmann	5	Pauline Baumgarten	0.00
15:31	1-1	Dümptener Füchse		7	Anna-Lena Best	9	Winona Jürgens	0.00

2. Drittel

Zeit	Resultat	Team	Situation	#	Spieler/in	#	Assist	Speed
27:08	1-2	Dümptener Füchse		6	Theresa Beppler-Alt	10	Jana Baccus	0.00
31:18	1-3	Dümptener Füchse		3	Marisol Varona Beitz	9	Winona Jürgens	0.00

3. Drittel

Zeit	Resultat	Team	Situation	#	Spieler/in	#	Assist	Speed
48:36		UHC Sparkasse Weißenfels	2' Stockschlag	16	Sarah Kleinschmidt			
50:00	1-4	Dümptener Füchse	Überzahl	7	Anna-Lena Best	6	Theresa Beppler-Alt	0.00
52:42	1-5	Dümptener Füchse		3	Marisol Varona Beitz	7	Anna-Lena Best	0.00
57:14	1-6	Dümptener Füchse		9	Winona Jürgens	7	Anna-Lena Best	0.00
58:31	1-7	Dümptener Füchse		20	Shawnee Jürgens			0.00
59:15	2-7	UHC Sparkasse Weißenfels		14	Julia Bärthel	2	Sarah Krämer	0.00

© by Roman Koller (info@floorballstatistics.ch)

Game Statistics

UHC Sparkasse Weißenfels	Plus/Minus			Schüsse				Tore		
Spieler/in	+	-	Bilanz	Total	auf's Tor	% auf's Tor	Effizienz (%)	erzielt	Assists	in %
2 Krämer Sarah	1	5	-4	1	0	0.00	0.00	0	1	0.00
5 Baumgarten Pauline	1	3	-2	3	0	0.00	0.00	0	1	0.00
8 Weikum Vanessa	1	2	-1	7	0	0.00	0.00	0	0	0.00
9 Benndorf Carla	1	4	-3	2	0	0.00	0.00	0	0	0.00
10 Fallei Jette	0	0	0	0	0	0.00	0.00	0	0	0.00
11 Tauchlitz Magdalena	0	2	-2	0	0	0.00	0.00	0	0	0.00
13 Hofmann Laura	1	2	-1	4	1	25.00	100.00	1	0	50.00
14 Bärthel Julia	1	3	-2	2	1	50.00	100.00	1	0	50.00
16 Kleinschmidt Sarah	1	3	-2	10	5	50.00	0.00	0	0	0.00
17 Kolditz Lea	1	4	-3	0	0	0.00	0.00	0	0	0.00
18 Schubert Lara	0	3	-3	5	1	20.00	0.00	0	0	0.00
20 Berbig Anne	0	0	0	1	0	0.00	0.00	0	0	0.00
23 Gerdes Andrea	1	1	0	0	0	0.00	0.00	0	0	0.00
24 Bindernagel Franka	0	0	0	0	0	0.00	0.00	0	0	0.00
25 Zimmermann Emma	0	0	0	0	0	0.00	0.00	0	0	0.00
32 Weser Karla	1	1	0	0	0	0.00	0.00	0	0	0.00
35 Gänkler Emma	0	2	-2	0	0	0.00	0.00	0	0	0.00
	10	35		**35**	**8**	**22.86**	**25.00**			

Dümptener Füchse	Plus/Minus			Schüsse				Tore		
Spieler/in	+	-	Bilanz	Total	auf's Tor	% auf's Tor	Effizienz (%)	erzielt	Assists	in %
2 Schöpp Dimitra	4	0	4	0	0	0.00	0.00	0	0	0.00
3 Beitz Marisol Varona	3	0	3	4	3	75.00	66.67	2	0	28.57
4 Göbel Laura	2	0	2	1	1	100.00	0.00	0	0	0.00
5 König Riana Mena	1	2	-1	7	2	28.57	0.00	0	0	0.00
6 Beppler-Alt Theresa	2	0	2	11	5	45.45	20.00	1	1	14.29
7 Best Anna-Lena	5	0	5	8	4	50.00	50.00	2	2	28.57
8 Hübel Lea	2	1	1	2	1	50.00	0.00	0	0	0.00
9 Jürgens Winona	5	0	5	5	2	40.00	50.00	1	2	14.29
10 Baccus Jana	2	0	2	1	0	0.00	0.00	0	1	0.00
12 Hu Marie	0	0	0	0	0	0.00	0.00	0	0	0.00
15 Göbel Lena	1	2	-1	2	1	50.00	0.00	0	0	0.00
16 Bornemann Jana	1	1	0	0	0	0.00	0.00	0	0	0.00
18 Kallweit Franziska	1	0	1	1	1	100.00	0.00	0	0	0.00
20 Jürgens Shawnee	1	2	-1	3	1	33.33	100.00	1	0	14.29
23 Scheunemann Anne	1	0	1	1	0	0.00	0.00	0	0	0.00
26 Guerbouj Nuria	0	2	-2	0	0	0.00	0.00	0	0	0.00
47 Willingmann Janika	4	0	4	2	0	0.00	0.00	0	0	0.00
	35	10		**48**	**21**	**43.75**	**33.33**			

© by Roman Koller (info@floorballstatistics.ch)

Shot Statistics

UHC Sparkasse Weißenfels

Overall

Dümptener Füchse

bar	0	0.00 %
blocked	0	0.00 %
missed	0	0.00 %
on goal	0	0.00 %
Shots	**0**	**0.00 %**
Scores	**0**	**0.00 %**

bar	0	0.00 %
blocked	0	0.00 %
missed	0	0.00 %
on goal	0	0.00 %
Shots	**0**	**0.00 %**
Scores	**0**	**0.00 %**

bar	0	0.00 %
blocked	0	0.00 %
missed	0	0.00 %
on goal	0	0.00 %
Shots	**0**	**0.00 %**
Scores	**0**	**0.00 %**

bar	0	0.00 %
on goal	2	25.00 %
blocked	3	37.50 %
missed	3	37.50 %
Shots	**8**	**22.86 %**
Scores	**1**	**50.00 %**

bar	0	0.00 %
on goal	2	20.00 %
blocked	3	30.00 %
missed	5	50.00 %
Shots	**10**	**28.57 %**
Scores	**1**	**50.00 %**

bar	0	0.00 %
on goal	0	0.00 %
missed	1	33.33 %
blocked	2	66.67 %
Shots	**3**	**8.57 %**
Scores	**0**	**0.00 %**

bar	0	0.00 %
blocked	1	10.00 %
missed	2	20.00 %
on goal	3	30.00 %
blocked	4	40.00 %
Shots	**10**	**28.57 %**
Scores	**0**	**0.00 %**

bar	0	0.00 %
blocked	0	0.00 %
missed	0	0.00 %
on goal	1	100.00 %
Shots	**1**	**2.86 %**
Scores	**0**	**0.00 %**

bar	0	0.00 %
blocked	0	0.00 %
missed	0	0.00 %
on goal	1	100.00 %
Shots	**1**	**2.08 %**
Scores	**0**	**0.00 %**

bar	0	0.00 %
blocked	1	16.67 %
missed	2	33.33 %
on goal	3	50.00 %
Shots	**6**	**12.50 %**
Scores	**0**	**0.00 %**

bar	0	0.00 %
blocked	2	20.00 %
missed	2	20.00 %
on goal	6	60.00 %
Shots	**10**	**20.83 %**
Scores	**4**	**57.14 %**

bar	0	0.00 %
on goal	4	26.67 %
missed	5	33.33 %
blocked	6	40.00 %
Shots	**15**	**31.25 %**
Scores	**0**	**0.00 %**

bar	0	0.00 %
on goal	0	0.00 %
missed	1	33.33 %
blocked	2	66.67 %
Shots	**3**	**8.57 %**
Scores	**0**	**0.00 %**

bar	0	0.00 %
blocked	0	0.00 %
missed	0	0.00 %
on goal	1	100.00 %
Shots	**1**	**2.86 %**
Scores	**0**	**0.00 %**

bar	0	0.00 %
blocked	1	20.00 %
missed	2	40.00 %
on goal	2	40.00 %
Shots	**5**	**10.42 %**
Scores	**1**	**14.29 %**

bar	0	0.00 %
blocked	0	0.00 %
missed	3	50.00 %
on goal	3	50.00 %
Shots	**6**	**12.50 %**
Scores	**2**	**28.57 %**

bar	0	0.00 %
missed	1	25.00 %
on goal	1	25.00 %
blocked	2	50.00 %
Shots	**4**	**8.33 %**
Scores	**0**	**0.00 %**

bar	1	2.86 %
on goal	8	22.86 %
missed	12	34.29 %
blocked	14	40.00 %
Shots	**35**	
Scores	**2**	

bar	0	0.00 %
blocked	12	25.00 %
missed	15	31.25 %
on goal	21	43.75 %
Shots	**48**	
Scores	**7**	

© by Roman Koller (info@floorballstatistics.ch)

Shot Statistics

UHC Sparkasse Weißenfels

1st Periode

Dümptener Füchse

bar	0	0.00 %
blocked	0	0.00 %
missed	0	0.00 %
on goal	0	0.00 %
Shots	**0**	**0.00 %**
Scores	**0**	**0.00 %**

bar	0	0.00 %
blocked	0	0.00 %
missed	0	0.00 %
on goal	0	0.00 %
Shots	**0**	**0.00 %**
Scores	**0**	**0.00 %**

bar	0	0.00 %
blocked	0	0.00 %
missed	0	0.00 %
on goal	0	0.00 %
Shots	**0**	**0.00 %**
Scores	**0**	**0.00 %**

bar	0	0.00 %
blocked	0	0.00 %
missed	1	50.00 %
on goal	1	50.00 %
Shots	**2**	**20.00 %**
Scores	**0**	**0.00 %**

bar	0	0.00 %
blocked	1	16.67 %
on goal	1	16.67 %
missed	4	66.67 %
Shots	**6**	**60.00 %**
Scores	**1**	**100.00 %**

bar	0	0.00 %
blocked	0	0.00 %
missed	0	0.00 %
on goal	0	0.00 %
Shots	**0**	**0.00 %**
Scores	**0**	**0.00 %**

bar	0	0.00 %
blocked	0	0.00 %
missed	0	0.00 %
on goal	0	0.00 %
Shots	**0**	**0.00 %**
Scores	**0**	**0.00 %**

blocked	0	0.00 %
on goal	0	0.00 %
bar	1	50.00 %
missed	1	50.00 %
Shots	**2**	**20.00 %**
Scores	**0**	**0.00 %**

bar	0	0.00 %
blocked	0	0.00 %
missed	0	0.00 %
on goal	0	0.00 %
Shots	**0**	**0.00 %**
Scores	**0**	**0.00 %**

bar	0	0.00 %
blocked	0	0.00 %
missed	0	0.00 %
on goal	0	0.00 %
Shots	**0**	**0.00 %**
Scores	**0**	**0.00 %**

bar	0	0.00 %
blocked	0	0.00 %
missed	0	0.00 %
on goal	0	0.00 %
Shots	**0**	**0.00 %**
Scores	**0**	**0.00 %**

bar	0	0.00 %
blocked	0	0.00 %
on goal	0	0.00 %
blocked	1	33.33 %
missed	2	66.67 %
Shots	**3**	**16.67 %**
Scores	**0**	**0.00 %**

bar	0	0.00 %
on goal	1	16.67 %
blocked	2	33.33 %
missed	3	50.00 %
Shots	**6**	**33.33 %**
Scores	**0**	**0.00 %**

bar	0	0.00 %
blocked	0	0.00 %
on goal	0	0.00 %
missed	1	100.00 %
Shots	**1**	**5.56 %**
Scores	**0**	**0.00 %**

bar	0	0.00 %
blocked	0	0.00 %
on goal	1	25.00 %
missed	3	75.00 %
Shots	**4**	**22.22 %**
Scores	**1**	**100.00 %**

bar	0	0.00 %
blocked	1	33.33 %
missed	1	33.33 %
on goal	1	33.33 %
Shots	**3**	**16.67 %**
Scores	**0**	**0.00 %**

bar	1	10.00 %
blocked	1	10.00 %
on goal	2	20.00 %
missed	6	60.00 %
Shots	**10**	
Scores	**1**	

bar	0	0.00 %
blocked	4	22.22 %
on goal	4	22.22 %
missed	10	55.56 %
Shots	**18**	
Scores	**1**	

© by Roman Koller (info@floorballstatistics.ch)

Shot Statistics

UHC Sparkasse Weißenfels

2nd Periode

Dümptener Füchse

bar	0	0.00 %
blocked	0	0.00 %
missed	0	0.00 %
on goal	0	0.00 %
Shots	**0**	**0.00 %**
Scores	**0**	**0.00 %**

bar	0	0.00 %
blocked	0	0.00 %
missed	0	0.00 %
on goal	0	0.00 %
Shots	**0**	**0.00 %**
Scores	**0**	**0.00 %**

bar	0	0.00 %
blocked	0	0.00 %
missed	0	0.00 %
on goal	0	0.00 %
Shots	**0**	**0.00 %**
Scores	**0**	**0.00 %**

bar	0	0.00 %
blocked	0	0.00 %
missed	0	0.00 %
on goal	0	0.00 %
Shots	**0**	**0.00 %**
Scores	**0**	**0.00 %**

bar	0	0.00 %
blocked	0	0.00 %
missed	0	0.00 %
on goal	0	0.00 %
Shots	**0**	**0.00 %**
Scores	**0**	**0.00 %**

bar	0	0.00 %
blocked	0	0.00 %
missed	0	0.00 %
on goal	0	0.00 %
Shots	**0**	**0.00 %**
Scores	**0**	**0.00 %**

bar	0	0.00 %
on goal	0	0.00 %
missed	1	33.33 %
blocked	2	66.67 %
Shots	**3**	**21.43 %**
Scores	**0**	**0.00 %**

bar	0	0.00 %
missed	0	0.00 %
on goal	1	33.33 %
blocked	2	66.67 %
Shots	**3**	**21.43 %**
Scores	**0**	**0.00 %**

bar	0	0.00 %
missed	0	0.00 %
on goal	0	0.00 %
blocked	2	100.00 %
Shots	**2**	**14.29 %**
Scores	**0**	**0.00 %**

bar	0	0.00 %
blocked	1	25.00 %
on goal	1	25.00 %
missed	2	50.00 %
Shots	**4**	**28.57 %**
Scores	**0**	**0.00 %**

bar	0	0.00 %
missed	0	0.00 %
blocked	1	25.00 %
on goal	3	75.00 %
Shots	**4**	**28.57 %**
Scores	**1**	**50.00 %**

bar	0	0.00 %
missed	0	0.00 %
blocked	1	33.33 %
on goal	2	66.67 %
Shots	**3**	**21.43 %**
Scores	**0**	**0.00 %**

bar	0	0.00 %
missed	0	0.00 %
on goal	0	0.00 %
blocked	1	100.00 %
Shots	**1**	**7.14 %**
Scores	**0**	**0.00 %**

bar	0	0.00 %
missed	0	0.00 %
blocked	2	50.00 %
on goal	2	50.00 %
Shots	**4**	**28.57 %**
Scores	**0**	**0.00 %**

bar	0	0.00 %
blocked	0	0.00 %
missed	0	0.00 %
on goal	1	100.00 %
Shots	**1**	**7.14 %**
Scores	**0**	**0.00 %**

bar	0	0.00 %
blocked	1	50.00 %
on goal	1	50.00 %
Shots	**2**	**14.29 %**
Scores	**0**	**0.00 %**

bar	0	0.00 %
blocked	0	0.00 %
missed	0	0.00 %
on goal	1	100.00 %
Shots	**1**	**7.14 %**
Scores	**1**	**50.00 %**

bar	0	0.00 %
blocked	0	0.00 %
missed	0	0.00 %
on goal	0	0.00 %
Shots	**0**	**0.00 %**
Scores	**0**	**0.00 %**

bar	0	0.00 %
missed	1	7.14 %
on goal	4	28.57 %
blocked	9	64.29 %
Shots	**14**	
Scores	**0**	

bar	0	0.00 %
missed	2	14.29 %
blocked	4	28.57 %
on goal	8	57.14 %
Shots	**14**	
Scores	**2**	

© by Roman Koller (info@floorballstatistics.ch)

Shot Statistics

UHC Sparkasse Weißenfels

3rd Periode

Dümptener Füchse

bar	0	0.00 %
blocked	0	0.00 %
missed	0	0.00 %
on goal	0	0.00 %
Shots	**0**	**0.00 %**
Scores	**0**	**0.00 %**

bar	0	0.00 %
blocked	0	0.00 %
missed	0	0.00 %
on goal	0	0.00 %
Shots	**0**	**0.00 %**
Scores	**0**	**0.00 %**

bar	0	0.00 %
blocked	0	0.00 %
missed	0	0.00 %
on goal	0	0.00 %
Shots	**0**	**0.00 %**
Scores	**0**	**0.00 %**

bar	0	0.00 %
blocked	1	33.33 %
missed	1	33.33 %
on goal	1	33.33 %
Shots	**3**	**27.27 %**
Scores	**1**	**100.00 %**

bar	0	0.00 %
blocked	0	0.00 %
on goal	0	0.00 %
missed	1	100.00 %
Shots	**1**	**9.09 %**
Scores	**0**	**0.00 %**

bar	0	0.00 %
blocked	0	0.00 %
on goal	0	0.00 %
missed	1	100.00 %
Shots	**1**	**9.09 %**
Scores	**0**	**0.00 %**

bar	0	0.00 %
on goal	0	0.00 %
blocked	1	50.00 %
missed	1	50.00 %
Shots	**2**	**18.18 %**
Scores	**0**	**0.00 %**

bar	0	0.00 %
missed	1	25.00 %
on goal	1	25.00 %
blocked	2	50.00 %
Shots	**4**	**36.36 %**
Scores	**0**	**0.00 %**

bar	0	0.00 %
blocked	0	0.00 %
missed	0	0.00 %
on goal	0	0.00 %
Shots	**0**	**0.00 %**
Scores	**0**	**0.00 %**

bar	0	0.00 %
on goal	2	18.18 %
blocked	4	36.36 %
missed	5	45.45 %
Shots	**11**	
Scores	**1**	

bar	0	0.00 %
blocked	0	0.00 %
missed	0	0.00 %
on goal	0	0.00 %
Shots	**0**	**0.00 %**
Scores	**0**	**0.00 %**

bar	0	0.00 %
blocked	0	0.00 %
missed	0	0.00 %
on goal	1	100.00 %
Shots	**1**	**6.25 %**
Scores	**0**	**0.00 %**

bar	0	0.00 %
blocked	0	0.00 %
on goal	1	100.00 %
Shots	**1**	**6.25 %**
Scores	**0**	**0.00 %**

bar	0	0.00 %
blocked	0	0.00 %
missed	0	0.00 %
on goal	1	100.00 %
Shots	**1**	**6.25 %**
Scores	**1**	**25.00 %**

bar	0	0.00 %
blocked	0	0.00 %
missed	0	0.00 %
on goal	3	100.00 %
Shots	**3**	**18.75 %**
Scores	**3**	**75.00 %**

bar	0	0.00 %
on goal	1	16.67 %
missed	2	33.33 %
blocked	3	50.00 %
Shots	**6**	**37.50 %**
Scores	**0**	**0.00 %**

bar	0	0.00 %
blocked	0	0.00 %
missed	1	50.00 %
on goal	1	50.00 %
Shots	**2**	**12.50 %**
Scores	**1**	**25.00 %**

bar	0	0.00 %
blocked	0	0.00 %
missed	0	0.00 %
on goal	1	100.00 %
Shots	**1**	**6.25 %**
Scores	**0**	**0.00 %**

bar	0	0.00 %
missed	0	0.00 %
on goal	0	0.00 %
blocked	1	100.00 %
Shots	**1**	**6.25 %**
Scores	**0**	**0.00 %**

bar	0	0.00 %
missed	3	18.75 %
blocked	4	25.00 %
on goal	9	56.25 %
Shots	**16**	
Scores	**4**	

© by Roman Koller (info@floorballstatistics.ch)