SWISS UNIHOCKEY

Supercup - Eventstatistik

Supercup Frauen

UHV SKORPION EMMENTAL

JETS KLOTEN-DIETLIKON

UNIHOCKEY Berner Oberland

die Mobiliar
LIDL
Stadt Zürich Sportamt
SWISSLOS Sportfonds Kanton Zürich
swiss unihockey
CONCORDIA
FAT PIPE
Kanton Zürich Sportamt
FLEUROPHome
TV24

Event Statistics

Spiele

26.08.2023	Partie	Zuschauer	in %	Resultat	Dauer
10:30	Kloten-Dietlikon Jets - Zug United	384	100.00	2 : 7	01:50:00
16:30	Skorpion Emmental Zollbrück - Unihockey Berner Oberland	0	0.00	8 : 1	01:42:00
	Tagesschnitt	**192**	**100.00**		

27.08.2023	Partie	Zuschauer	in %	Resultat	Dauer
16:00	Zug United - Skorpion Emmental Zollbrück	0	0.00	0 : 0	
	Tagesschnitt	**0**	**0.00**		
	Eventschnitt	**128**			

© by Roman Koller (info@floorballstatistics.ch)

Event Statistics

Team Statistik	Spiele	Schüsse				Tore		Bullies			Strafen		
Team	gespielt	Total	auf's Tor	% auf's Tor	Effizienz (%)	erzielt	in %	Total	gewonnen	in %	Total (min)	in %	Total (Min eff)
Kloten-Dietlikon Jets	1	57	21	36.84	9.52	2	11.11	13	1	7.69	0	0.00	00:01:21
Skorpion Emmental Zollbrück	1	53	25	47.17	32.00	8	44.44	16	4	25.00	2	100.00	00:01:13
Unihockey Berner Oberland	1	40	17	42.50	5.88	1	5.56	15	11	73.33	0	0.00	00:00:00
Zug United	1	45	22	48.89	31.82	7	38.89	13	12	92.31	0	0.00	00:00:00
		195	**85**	**43.59**	**21.18**	**18**		**57**			**2**		

© by Roman Koller (info@floorballstatistics.ch)

Event Statistics

Skorpion Emmental Zollbrück

	Tore erzielt	Tore erhalten	Strafminuten
Teamübersicht	8	1	2

	Spiele	Plus/Minus					Schüsse				Tore			Bullies			Strafen	
Spieler/in	gespielt	+	-	Bilanz	+ in %	- in %	Total	auf's Tor	% auf's Tor	Effizienz (%)	erzielt	Assists	in %	Total	gewonnen	in %	Total (min)	in %
5 Brechbühl Sonia	1	4	0	4	50.00	0.00	3	2	66.67	50.00	1	2	12.50	0	0	0.00	0	0.00
14 Hanimann Lea	1	4	1	3	50.00	100.00	9	5	55.56	20.00	1	2	12.50	1	0	0.00	0	0.00
26 Spichiger Nathalie	1	4	0	4	50.00	0.00	11	6	54.55	33.33	2	0	25.00	1	1	100.00	0	0.00
4 Baumgartner Lena	1	3	0	3	37.50	0.00	2	1	50.00	100.00	1	1	12.50	0	0	0.00	0	0.00
27 Sturzenegger Sina	1	3	0	3	37.50	0.00	2	0	0.00	0.00	0	2	0.00	0	0	0.00	0	0.00
19 Gerber Michelle	1	1	0	1	12.50	0.00	2	1	50.00	100.00	1	0	12.50	2	0	0.00	0	0.00
11 Thomi Janine	1	3	0	3	37.50	0.00	5	3	60.00	33.33	1	0	12.50	5	1	20.00	0	0.00
21 Marti Aline	1	3	0	3	37.50	0.00	5	3	60.00	33.33	1	0	12.50	0	0	0.00	0	0.00
65 Bergmann Selma	1	1	0	1	12.50	0.00	4	1	25.00	0.00	0	1	0.00	6	2	33.33	0	0.00
2 Aeschbacher Sarah	1	4	1	3	50.00	100.00	0	0	0.00	0.00	0	0	0.00	0	0	0.00	0	0.00
3 Ritter Naja	1	1	0	1	12.50	0.00	2	0	0.00	0.00	0	0	0.00	0	0	0.00	0	0.00
6 Byström Tindra	1	1	0	1	12.50	0.00	0	0	0.00	0.00	0	0	0.00	1	0	0.00	0	0.00
7 Thomi Marylin	1	4	1	3	50.00	100.00	3	0	0.00	0.00	0	0	0.00	0	0	0.00	0	0.00
10 Ekedahl Nova	1	1	1	0	12.50	100.00	4	3	75.00	0.00	0	0	0.00	0	0	0.00	0	0.00
16 Siegenthaler Marla	1	0	0	0	0.00	0.00	0	0	0.00	0.00	0	0	0.00	0	0	0.00	0	0.00
17 Lüthi Selina	1	0	0	0	0.00	0.00	0	0	0.00	0.00	0	0	0.00	0	0	0.00	0	0.00
18 Siegrist Flavia	1	0	0	0	0.00	0.00	0	0	0.00	0.00	0	0	0.00	0	0	0.00	0	0.00
20 Mai Leonie Soraya	1	0	0	0	0.00	0.00	0	0	0.00	0.00	0	0	0.00	0	0	0.00	0	0.00
23 Bieri Jasmin	1	0	0	0	0.00	0.00	0	0	0.00	0.00	0	0	0.00	0	0	0.00	0	0.00
33 Lechnerová Kristýna	1	3	1	2	37.50	100.00	1	0	0.00	0.00	0	0	0.00	0	0	0.00	2	100.00
							53	**25**	**47.17**	**32.00**				**16**	**4**	**25.00**	**2**	

© by Roman Koller (info@floorballstatistics.ch)

Event Statistics

Skorpion Emmental Zollbrück

bar	0	0.00 %
blocked	0	0.00 %
missed	0	0.00 %
on goal	0	0.00 %
Shots	**0**	**0.00 %**
Scores	**0**	**0.00 %**

bar	0	0.00 %
blocked	0	0.00 %
missed	1	12.50 %
on goal	7	87.50 %
Shots	**8**	**15.09 %**
Scores	**3**	**37.50 %**

bar	0	0.00 %
blocked	0	0.00 %
on goal	1	33.33 %
missed	2	66.67 %
Shots	**3**	**5.66 %**
Scores	**0**	**0.00 %**

Total on Goal	0
Total Shots	0
Total Scores	0
Precision	**NaN**
Efficency	**NaN**

Total on Goal	7
Total Shots	8
Total Scores	3
Precision	**87.50 %**
Efficency	**42.86 %**

Total on Goal	1
Total Shots	3
Total Scores	0
Precision	**33.33 %**
Efficency	**0.00 %**

bar	0	0.00 %
missed	2	22.22 %
blocked	3	33.33 %
on goal	4	44.44 %
Shots	**9**	**16.98 %**
Scores	**2**	**25.00 %**

bar	0	0.00 %
blocked	4	22.22 %
missed	6	33.33 %
on goal	8	44.44 %
Shots	**18**	**33.96 %**
Scores	**2**	**25.00 %**

bar	1	12.50 %
missed	1	12.50 %
blocked	2	25.00 %
on goal	4	50.00 %
Shots	**8**	**15.09 %**
Scores	**0**	**0.00 %**

Total on Goal	4
Total Shots	9
Total Scores	2
Precision	**44.44 %**
Efficency	**50.00 %**

Total on Goal	8
Total Shots	18
Total Scores	2
Precision	**44.44 %**
Efficency	**25.00 %**

Total on Goal	4
Total Shots	8
Total Scores	0
Precision	**50.00 %**
Efficency	**0.00 %**

bar	0	0.00 %
missed	0	0.00 %
on goal	0	0.00 %
blocked	1	100.00 %
Shots	**1**	**1.89 %**
Scores	**0**	**0.00 %**

bar	0	0.00 %
blocked	1	33.33 %
missed	1	33.33 %
on goal	1	33.33 %
Shots	**3**	**5.66 %**
Scores	**1**	**12.50 %**

bar	0	0.00 %
on goal	0	0.00 %
missed	1	33.33 %
blocked	2	66.67 %
Shots	**3**	**5.66 %**
Scores	**0**	**0.00 %**

Total on Goal	0
Total Shots	1
Total Scores	0
Precision	**0.00 %**
Efficency	**NaN**

Total on Goal	1
Total Shots	3
Total Scores	1
Precision	**33.33 %**
Efficency	**100.00 %**

Total on Goal	0
Total Shots	3
Total Scores	0
Precision	**0.00 %**
Efficency	**NaN**

bar	1	1.89 %
blocked	13	24.53 %
missed	14	26.42 %
on goal	25	47.17 %
Shots	**53**	
Scores	**8**	

Total on Goal	25
Total Shots	53
Total Scores	8
Precision	**47.17 %**
Efficency	**32.00 %**

© by Roman Koller (info@floorballstatistics.ch)

Event Statistics

Schussverteilung und Schüsse auf's Tor

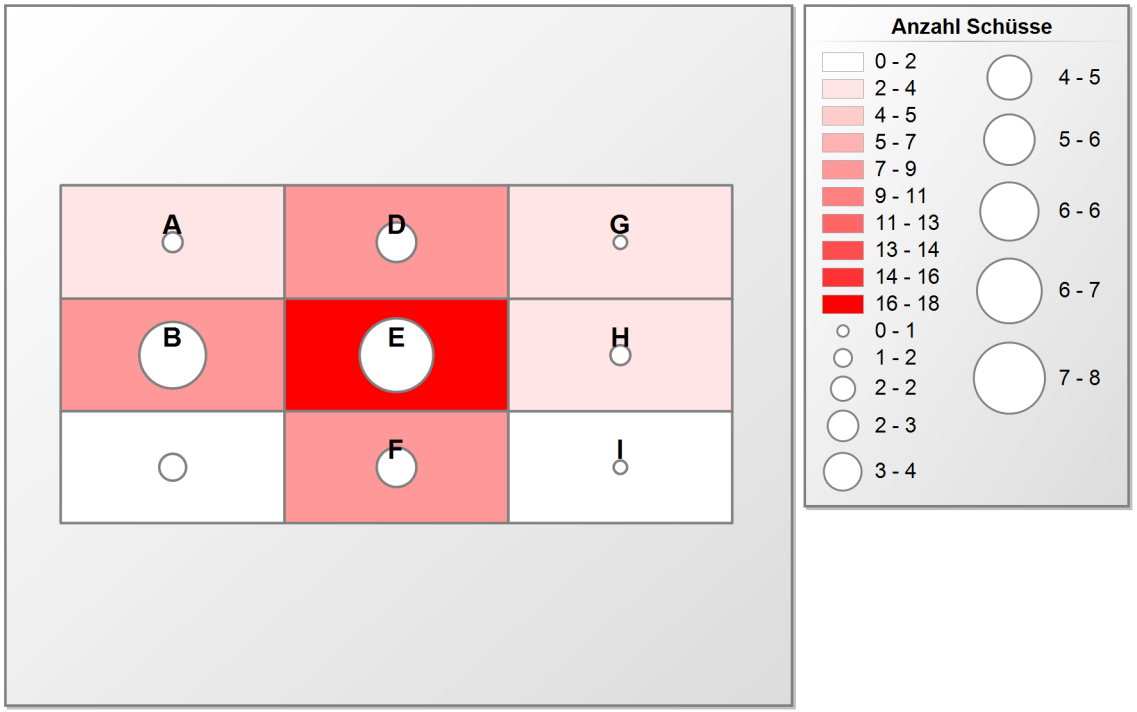

Zone (Fields)	A	B	D	E	F	G	H	I	Total
Total	3	8	8	18	9	3	3	1	53
on Goal (Circles)	1	7	4	8	4	0	1	0	25

© by Roman Koller (info@floorballstatistics.ch)

Event Statistics

Kloten-Dietlikon Jets

	Tore erzielt	Tore erhalten	Strafminuten
Teamübersicht	2	7	0

	Spiele	Plus/Minus					Schüsse				Tore			Bullies			Strafen	
Spieler/in	gespielt	+	-	Bilanz	+ in %	- in %	Total	auf's Tor	% auf's Tor	Effizienz (%)	erzielt	Assists	in %	Total	gewonnen	in %	Total (min)	in %
28 Piispa Sara	1	2	2	0	100.00	28.57	4	1	25.00	100.00	1	0	50.00	0	0	0.00	0	0.00
15 Rüegger Sindy	1	2	2	0	100.00	28.57	8	4	50.00	25.00	1	0	50.00	1	0	0.00	0	0.00
5 Gämperli Andrea	1	2	3	-1	100.00	42.86	10	3	30.00	0.00	0	1	0.00	6	0	0.00	0	0.00
17 Metzger Nina	1	2	3	-1	100.00	42.86	1	1	100.00	0.00	0	1	0.00	0	0	0.00	0	0.00
2 Wieland Leonie	1	0	4	-4	0.00	57.14	10	4	40.00	0.00	0	0	0.00	0	0	0.00	0	0.00
7 Ediz Laila	1	0	5	-5	0.00	71.43	7	3	42.86	0.00	0	0	0.00	5	1	20.00	0	0.00
11 Geiser Seraphine	1	0	0	0	0.00	0.00	0	0	0.00	0.00	0	0	0.00	0	0	0.00	0	0.00
14 Bertini Chiara	1	0	4	-4	0.00	57.14	5	2	40.00	0.00	0	0	0.00	0	0	0.00	0	0.00
19 Überschlag Noomi	1	0	0	0	0.00	0.00	0	0	0.00	0.00	0	0	0.00	0	0	0.00	0	0.00
21 Inderbitzin Yasmin	1	0	0	0	0.00	0.00	0	0	0.00	0.00	0	0	0.00	0	0	0.00	0	0.00
23 Sundberg Ida	1	2	3	-1	100.00	42.86	2	0	0.00	0.00	0	0	0.00	0	0	0.00	0	0.00
24 Niederberger Ronja	1	0	0	0	0.00	0.00	0	0	0.00	0.00	0	0	0.00	0	0	0.00	0	0.00
25 Behluli Gentiana	1	0	1	-1	0.00	14.29	1	0	0.00	0.00	0	0	0.00	0	0	0.00	0	0.00
26 Stettler Céline	1	0	6	-6	0.00	85.71	4	2	50.00	0.00	0	0	0.00	0	0	0.00	0	0.00
31 Wick Marcia	1	0	4	-4	0.00	57.14	5	1	20.00	0.00	0	0	0.00	1	0	0.00	0	0.00
37 Larsson Linn	1	0	0	0	0.00	0.00	0	0	0.00	0.00	0	0	0.00	0	0	0.00	0	0.00
63 Mikkola Taimi	1	0	0	0	0.00	0.00	0	0	0.00	0.00	0	0	0.00	0	0	0.00	0	0.00
71 Renz Chantal	1	0	0	0	0.00	0.00	0	0	0.00	0.00	0	0	0.00	0	0	0.00	0	0.00
72 Suter Lea	1	0	0	0	0.00	0.00	0	0	0.00	0.00	0	0	0.00	0	0	0.00	0	0.00
84 Schmuki Vanessa	1	0	0	0	0.00	0.00	0	0	0.00	0.00	0	0	0.00	0	0	0.00	0	0.00
							57	**21**	**36.84**	**9.52**				**13**	**1**	**7.69**	**0**	

© by Roman Koller (info@floorballstatistics.ch)

Event Statistics

Kloten-Dietlikon Jets

bar	0	0.00 %
missed	0	0.00 %
blocked	1	50.00 %
on goal	1	50.00 %
Shots	**2**	**3.51 %**
Scores	**0**	**0.00 %**

bar	0	0.00 %
missed	3	23.08 %
blocked	4	30.77 %
on goal	6	46.15 %
Shots	**13**	**22.81 %**
Scores	**0**	**0.00 %**

bar	0	0.00 %
blocked	0	0.00 %
missed	0	0.00 %
on goal	0	0.00 %
Shots	**0**	**0.00 %**
Scores	**0**	**0.00 %**

Total on Goal	1
Total Shots	2
Total Scores	0
Precision	**50.00 %**
Efficency	**0.00 %**

Total on Goal	6
Total Shots	13
Total Scores	0
Precision	**46.15 %**
Efficency	**0.00 %**

Total on Goal	0
Total Shots	0
Total Scores	0
Precision	**NaN**
Efficency	**NaN**

bar	0	0.00 %
blocked	4	30.77 %
missed	4	30.77 %
on goal	5	38.46 %
Shots	**13**	**22.81 %**
Scores	**0**	**0.00 %**

bar	0	0.00 %
missed	4	17.39 %
on goal	7	30.43 %
blocked	12	52.17 %
Shots	**23**	**40.35 %**
Scores	**2**	**100.00 %**

bar	0	0.00 %
missed	0	0.00 %
blocked	1	50.00 %
on goal	1	50.00 %
Shots	**2**	**3.51 %**
Scores	**0**	**0.00 %**

Total on Goal	5
Total Shots	13
Total Scores	0
Precision	**38.46 %**
Efficency	**0.00 %**

Total on Goal	7
Total Shots	23
Total Scores	2
Precision	**30.43 %**
Efficency	**28.57 %**

Total on Goal	1
Total Shots	2
Total Scores	0
Precision	**50.00 %**
Efficency	**0.00 %**

bar	0	0.00 %
missed	0	0.00 %
on goal	0	0.00 %
blocked	1	100.00 %
Shots	**1**	**1.75 %**
Scores	**0**	**0.00 %**

bar	0	0.00 %
blocked	0	0.00 %
on goal	1	33.33 %
missed	2	66.67 %
Shots	**3**	**5.26 %**
Scores	**0**	**0.00 %**

bar	0	0.00 %
blocked	0	0.00 %
missed	0	0.00 %
on goal	0	0.00 %
Shots	**0**	**0.00 %**
Scores	**0**	**0.00 %**

Total on Goal	0
Total Shots	1
Total Scores	0
Precision	**0.00 %**
Efficency	**NaN**

Total on Goal	1
Total Shots	3
Total Scores	0
Precision	**33.33 %**
Efficency	**0.00 %**

Total on Goal	0
Total Shots	0
Total Scores	0
Precision	**NaN**
Efficency	**NaN**

bar	0	0.00 %
missed	13	22.81 %
on goal	21	36.84 %
blocked	23	40.35 %
Shots	**57**	
Scores	**2**	

Total on Goal	21
Total Shots	57
Total Scores	2
Precision	**36.84 %**
Efficency	**9.52 %**

© by Roman Koller (info@floorballstatistics.ch)

Event Statistics

Schussverteilung und Schüsse auf's Tor

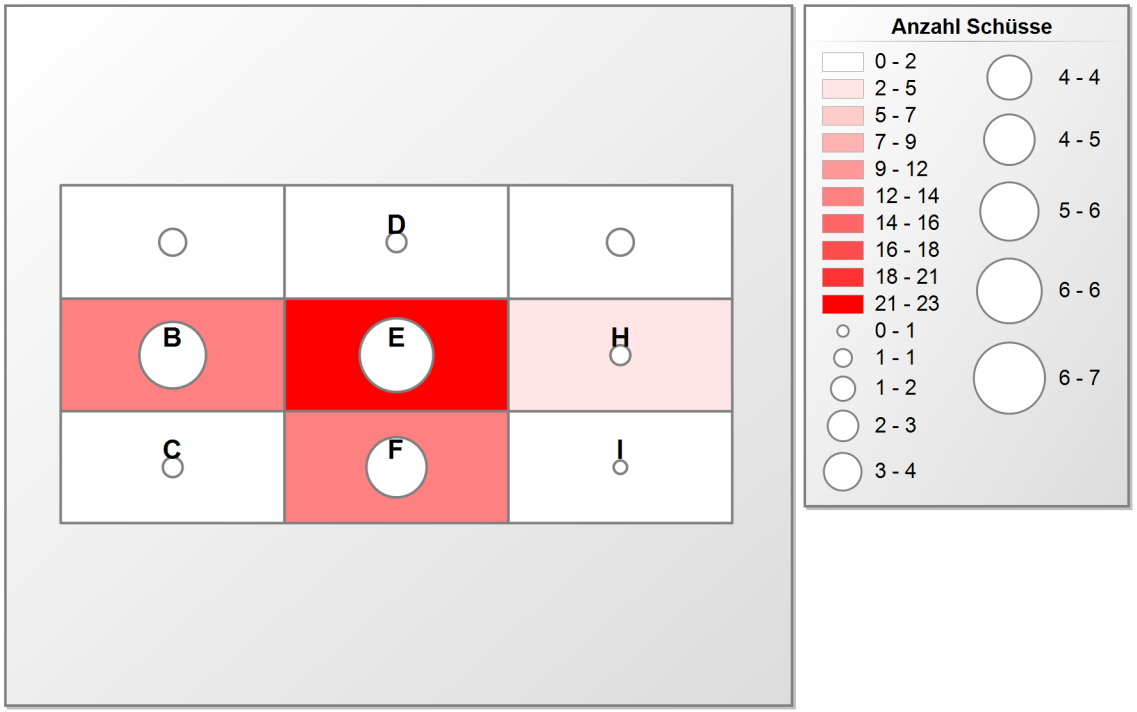

Zone (Fields)	B	C	D	E	F	H	I	Total
Total	13	2	2	23	13	3	1	57
on Goal (Circles)	6	1	1	7	5	1	0	21

© by Roman Koller (info@floorballstatistics.ch)

Event Statistics

Zug United

	Tore erzielt	Tore erhalten	Strafminuten
Teamübersicht	7	2	0

	Spiele	Plus/Minus					Schüsse				Tore			Bullies			Strafen	
Spieler/in	gespielt	+	-	Bilanz	+ in %	- in %	Total	auf's Tor	% auf's Tor	Effizienz (%)	erzielt	Assists	in %	Total	gewonnen	in %	Total (min)	in %
24 Ratajová Denisa	1	5	0	5	71.43	0.00	7	3	42.86	66.67	2	1	28.57	4	3	75.00	0	0.00
22 Řepková Martina	1	5	0	5	71.43	0.00	6	4	66.67	25.00	1	2	14.29	0	0	0.00	0	0.00
25 Šupáková Ivana	1	5	0	5	71.43	0.00	3	2	66.67	100.00	2	0	28.57	1	1	100.00	0	0.00
21 Rüttimann Corin	1	3	2	1	42.86	100.00	6	3	50.00	33.33	1	1	14.29	6	6	100.00	0	0.00
33 Bichsel Ronja	1	1	1	0	14.29	50.00	2	1	50.00	100.00	1	0	14.29	0	0	0.00	0	0.00
6 Hedlund Emma	1	4	0	4	57.14	0.00	4	2	50.00	0.00	0	1	0.00	0	0	0.00	0	0.00
23 Gerig Isabelle	1	3	2	1	42.86	100.00	11	4	36.36	0.00	0	1	0.00	0	0	0.00	0	0.00
2 Knüsel Vivienne	1	0	0	0	0.00	0.00	0	0	0.00	0.00	0	0	0.00	0	0	0.00	0	0.00
8 Horvath Mira	1	0	0	0	0.00	0.00	0	0	0.00	0.00	0	0	0.00	0	0	0.00	0	0.00
10 Herzog Olivia	1	0	0	0	0.00	0.00	0	0	0.00	0.00	0	0	0.00	0	0	0.00	0	0.00
11 Anderegg Noemi	1	2	2	0	28.57	100.00	0	0	0.00	0.00	0	0	0.00	0	0	0.00	0	0.00
12 Müller Salome	1	1	0	1	14.29	0.00	0	0	0.00	0.00	0	0	0.00	2	2	100.00	0	0.00
14 Burkhardt Stefanie	1	0	0	0	0.00	0.00	1	1	100.00	0.00	0	0	0.00	0	0	0.00	0	0.00
16 Kistler Noemi	1	2	2	0	28.57	100.00	2	1	50.00	0.00	0	0	0.00	0	0	0.00	0	0.00
19 Gemperle Romana	1	0	0	0	0.00	0.00	1	0	0.00	0.00	0	0	0.00	0	0	0.00	0	0.00
42 Hoorn Rhea	1	0	0	0	0.00	0.00	1	1	100.00	0.00	0	0	0.00	0	0	0.00	0	0.00
43 Härdi Ivana	1	0	1	-1	0.00	50.00	0	0	0.00	0.00	0	0	0.00	0	0	0.00	0	0.00
44 Noga Weronika	1	4	0	4	57.14	0.00	1	0	0.00	0.00	0	0	0.00	0	0	0.00	0	0.00
89 Ott Sabrina	1	0	0	0	0.00	0.00	0	0	0.00	0.00	0	0	0.00	0	0	0.00	0	0.00
							45	**22**	**48.89**	**31.82**				**13**	**12**	**92.31**	**0**	

© by Roman Koller (info@floorballstatistics.ch)

Event Statistics

Zug United

bar	0	0.00 %
blocked	0	0.00 %
on goal	0	0.00 %
missed	1	100.00 %
Shots	**1**	**2.22 %**
Scores	**0**	**0.00 %**

bar	0	0.00 %
blocked	0	0.00 %
missed	1	33.33 %
on goal	2	66.67 %
Shots	**3**	**6.67 %**
Scores	**0**	**0.00 %**

bar	0	0.00 %
blocked	0	0.00 %
missed	1	50.00 %
on goal	1	50.00 %
Shots	**2**	**4.44 %**
Scores	**0**	**0.00 %**

Total on Goal	0
Total Shots	1
Total Scores	0
Precision	**0.00 %**
Efficency	**NaN**

Total on Goal	2
Total Shots	3
Total Scores	0
Precision	**66.67 %**
Efficency	**0.00 %**

Total on Goal	1
Total Shots	2
Total Scores	0
Precision	**50.00 %**
Efficency	**0.00 %**

bar	0	0.00 %
missed	0	0.00 %
blocked	2	33.33 %
on goal	4	66.67 %
Shots	**6**	**13.33 %**
Scores	**0**	**0.00 %**

bar	0	0.00 %
missed	2	14.29 %
blocked	5	35.71 %
on goal	7	50.00 %
Shots	**14**	**31.11 %**
Scores	**4**	**57.14 %**

bar	1	7.69 %
blocked	3	23.08 %
missed	3	23.08 %
on goal	6	46.15 %
Shots	**13**	**28.89 %**
Scores	**3**	**42.86 %**

Total on Goal	4
Total Shots	6
Total Scores	0
Precision	**66.67 %**
Efficency	**0.00 %**

Total on Goal	7
Total Shots	14
Total Scores	4
Precision	**50.00 %**
Efficency	**57.14 %**

Total on Goal	6
Total Shots	13
Total Scores	3
Precision	**46.15 %**
Efficency	**50.00 %**

bar	0	0.00 %
blocked	0	0.00 %
missed	0	0.00 %
on goal	0	0.00 %
Shots	**0**	**0.00 %**
Scores	**0**	**0.00 %**

bar	0	0.00 %
on goal	0	0.00 %
missed	1	25.00 %
blocked	3	75.00 %
Shots	**4**	**8.89 %**
Scores	**0**	**0.00 %**

bar	0	0.00 %
blocked	0	0.00 %
missed	0	0.00 %
on goal	2	100.00 %
Shots	**2**	**4.44 %**
Scores	**0**	**0.00 %**

Total on Goal	0
Total Shots	0
Total Scores	0
Precision	**NaN**
Efficency	**NaN**

Total on Goal	0
Total Shots	4
Total Scores	0
Precision	**0.00 %**
Efficency	**NaN**

Total on Goal	2
Total Shots	2
Total Scores	0
Precision	**100.00 %**
Efficency	**0.00 %**

bar	1	2.22 %
missed	9	20.00 %
blocked	13	28.89 %
on goal	22	48.89 %
Shots	**45**	
Scores	**7**	

Total on Goal	22
Total Shots	45
Total Scores	7
Precision	**48.89 %**
Efficency	**31.82 %**

© by Roman Koller (info@floorballstatistics.ch)

Event Statistics

Schussverteilung und Schüsse auf's Tor

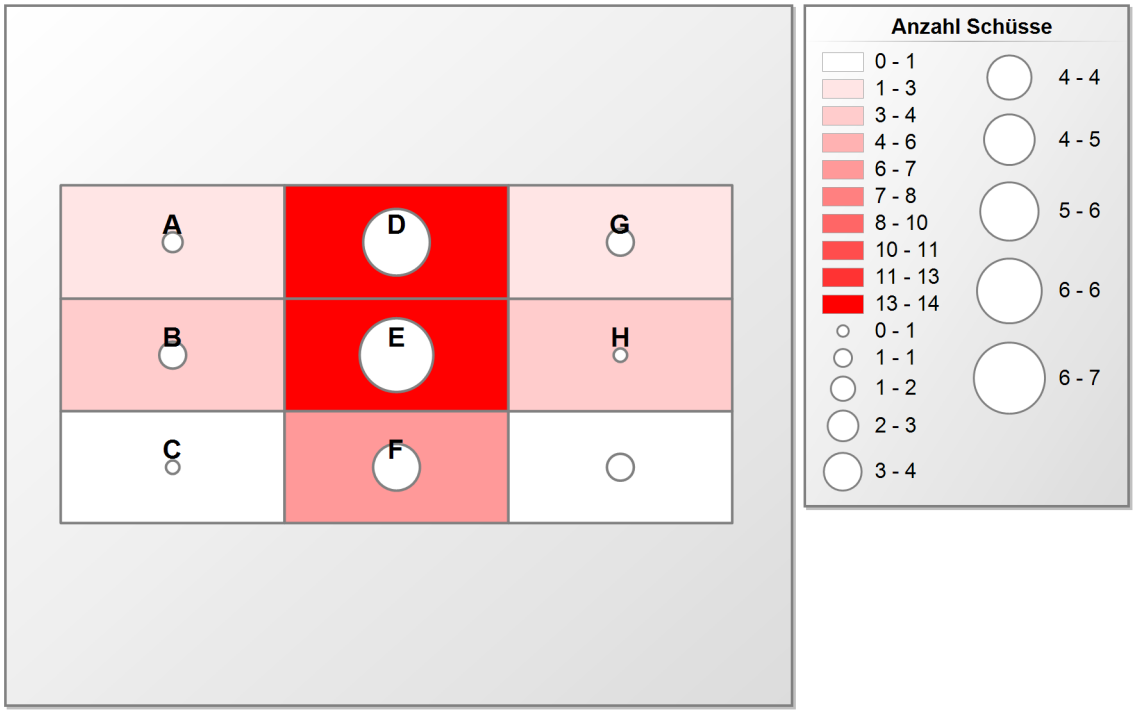

Zone (Fields)	A	B	C	D	E	F	G	H	Total
Total	2	3	1	13	14	6	2	4	45
on Goal (Circles)	1	2	0	6	7	4	2	0	22

© by Roman Koller (info@floorballstatistics.ch)

Event Statistics

Unihockey Berner Oberland

	Tore erzielt	Tore erhalten	Strafminuten
Teamübersicht	1	8	0

	Spiele	Plus/Minus					Schüsse				Tore			Bullies			Strafen	
Spieler/in	gespielt	+	-	Bilanz	+ in %	- in %	Total	auf's Tor	% auf's Tor	Effizienz (%)	erzielt	Assists	in %	Total	gewonnen	in %	Total (min)	in %
14 Eggel Sandrine	1	1	6	-5	100.00	75.00	4	3	75.00	33.33	1	0	100.00	0	0	0.00	0	0.00
8 Meer Vera	1	1	2	-1	100.00	25.00	2	0	0.00	0.00	0	1	0.00	5	5	100.00	0	0.00
2 Grossenbacher Melea	1	0	4	-4	0.00	50.00	4	1	25.00	0.00	0	0	0.00	0	0	0.00	0	0.00
6 Müller Andrea	1	1	2	-1	100.00	25.00	4	1	25.00	0.00	0	0	0.00	0	0	0.00	0	0.00
10 Soltermann Hannah	1	1	3	-2	100.00	37.50	0	0	0.00	0.00	0	0	0.00	0	0	0.00	0	0.00
11 Fäs Eliane	1	0	2	-2	0.00	25.00	0	0	0.00	0.00	0	0	0.00	0	0	0.00	0	0.00
12 Řezáčová Lucie	1	0	3	-3	0.00	37.50	5	2	40.00	0.00	0	0	0.00	2	1	50.00	0	0.00
16 Wenger Karin	1	0	2	-2	0.00	25.00	0	0	0.00	0.00	0	0	0.00	1	1	100.00	0	0.00
17 Greber Patricia	1	1	2	-1	100.00	25.00	4	2	50.00	0.00	0	0	0.00	0	0	0.00	0	0.00
19 Pekárková Nikol	1	0	4	-4	0.00	50.00	2	2	100.00	0.00	0	0	0.00	1	1	100.00	0	0.00
21 Bieri Karin	1	0	2	-2	0.00	25.00	3	1	33.33	0.00	0	0	0.00	0	0	0.00	0	0.00
23 Klapitová Katarína	1	0	4	-4	0.00	50.00	1	1	100.00	0.00	0	0	0.00	0	0	0.00	0	0.00
26 Rutschi Jorina	1	0	0	0	0.00	0.00	2	1	50.00	0.00	0	0	0.00	3	1	33.33	0	0.00
30 Sollberger Jeanne	1	0	0	0	0.00	0.00	1	0	0.00	0.00	0	0	0.00	0	0	0.00	0	0.00
35 Zurbriggen Jelena	1	0	2	-2	0.00	25.00	8	3	37.50	0.00	0	0	0.00	0	0	0.00	0	0.00
83 Kormann Lisa	1	0	0	0	0.00	0.00	0	0	0.00	0.00	0	0	0.00	3	2	66.67	0	0.00
96 Zeller Carina	1	0	2	-2	0.00	25.00	0	0	0.00	0.00	0	0	0.00	0	0	0.00	0	0.00
							40	**17**	**42.50**	**5.88**				**15**	**11**	**73.33**	**0**	

© by Roman Koller (info@floorballstatistics.ch)

Event Statistics

Unihockey Berner Oberland

bar	0	0.00 %
blocked	0	0.00 %
missed	0	0.00 %
on goal	0	0.00 %
Shots	**0**	**0.00 %**
Scores	**0**	**0.00 %**

bar	0	0.00 %
missed	0	0.00 %
blocked	1	25.00 %
on goal	3	75.00 %
Shots	**4**	**10.00 %**
Scores	**0**	**0.00 %**

bar	0	0.00 %
blocked	0	0.00 %
missed	0	0.00 %
on goal	0	0.00 %
Shots	**0**	**0.00 %**
Scores	**0**	**0.00 %**

Total on Goal	0
Total Shots	0
Total Scores	0
Precision	**NaN**
Efficency	**NaN**

Total on Goal	3
Total Shots	4
Total Scores	0
Precision	**75.00 %**
Efficency	**0.00 %**

Total on Goal	0
Total Shots	0
Total Scores	0
Precision	**NaN**
Efficency	**NaN**

bar	0	0.00 %
missed	1	20.00 %
on goal	1	20.00 %
blocked	3	60.00 %
Shots	**5**	**12.50 %**
Scores	**0**	**0.00 %**

bar	0	0.00 %
blocked	4	30.77 %
missed	4	30.77 %
on goal	5	38.46 %
Shots	**13**	**32.50 %**
Scores	**0**	**0.00 %**

bar	0	0.00 %
missed	1	6.25 %
on goal	7	43.75 %
blocked	8	50.00 %
Shots	**16**	**40.00 %**
Scores	**1**	**100.00 %**

Total on Goal	1
Total Shots	5
Total Scores	0
Precision	**20.00 %**
Efficency	**0.00 %**

Total on Goal	5
Total Shots	13
Total Scores	0
Precision	**38.46 %**
Efficency	**0.00 %**

Total on Goal	7
Total Shots	16
Total Scores	1
Precision	**43.75 %**
Efficency	**14.29 %**

bar	0	0.00 %
blocked	0	0.00 %
missed	0	0.00 %
on goal	0	0.00 %
Shots	**0**	**0.00 %**
Scores	**0**	**0.00 %**

bar	0	0.00 %
blocked	0	0.00 %
missed	0	0.00 %
on goal	1	100.00 %
Shots	**1**	**2.50 %**
Scores	**0**	**0.00 %**

bar	0	0.00 %
blocked	0	0.00 %
on goal	0	0.00 %
missed	1	100.00 %
Shots	**1**	**2.50 %**
Scores	**0**	**0.00 %**

Total on Goal	0
Total Shots	0
Total Scores	0
Precision	**NaN**
Efficency	**NaN**

Total on Goal	1
Total Shots	1
Total Scores	0
Precision	**100.00 %**
Efficency	**0.00 %**

Total on Goal	0
Total Shots	1
Total Scores	0
Precision	**0.00 %**
Efficency	**NaN**

bar	0	0.00 %
missed	7	17.50 %
blocked	16	40.00 %
on goal	17	42.50 %
Shots	**40**	
Scores	**1**	

Total on Goal	17
Total Shots	40
Total Scores	1
Precision	**42.50 %**
Efficency	**5.88 %**

© by Roman Koller (info@floorballstatistics.ch)

Event Statistics

Schussverteilung und Schüsse auf's Tor

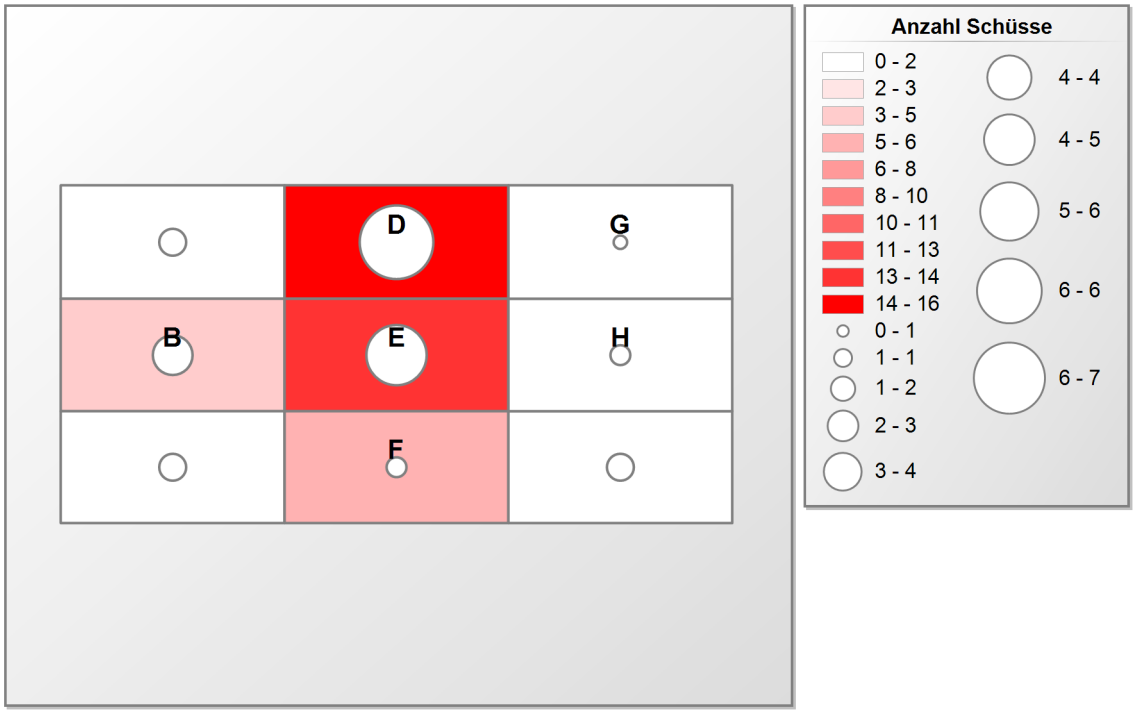

Zone (Fields)	B	D	E	F	G	H	Total
Total	4	16	13	5	1	1	40
on Goal (Circles)	3	7	5	1	0	1	17

© by Roman Koller (info@floorballstatistics.ch)

Event Statistics

Spieler Statistik			Spiele	Schüsse				Tore			Scorer Punkte		Bullies			Strafen	
	Spieler/in	Team	gespielt	Total	auf's Tor	% auf's Tor	Effizienz (%)	erzielt	Assists	in %	Total	Pkt./Spiel	Total	gewonnen	in %	Total (min)	in %
1.	Ratajová Denisa (24)	Zug	1	7	3	42.86	66.67	2	1	11.11	3	3.00	4	3	75.00	0	0.00
2.	Brechbühl Sonia (5)	Skorps	1	3	2	66.67	50.00	1	2	5.56	3	3.00	0	0	0.00	0	0.00
3.	Řepková Martina (22)	Zug	1	6	4	66.67	25.00	1	2	5.56	3	3.00	0	0	0.00	0	0.00
4.	Hanimann Lea (14)	Skorps	1	9	5	55.56	20.00	1	2	5.56	3	3.00	1	0	0.00	0	0.00
5.	Šupáková Ivana (25)	Zug	1	3	2	66.67	100.00	2	0	11.11	2	2.00	1	1	100.00	0	0.00
6.	Spichiger Nathalie (26)	Skorps	1	11	6	54.55	33.33	2	0	11.11	2	2.00	1	1	100.00	0	0.00
7.	Baumgartner Lena (4)	Skorps	1	2	1	50.00	100.00	1	1	5.56	2	2.00	0	0	0.00	0	0.00
8.	Rüttimann Corin (21)	Zug	1	6	3	50.00	33.33	1	1	5.56	2	2.00	6	6	100.00	0	0.00
9.	Sturzenegger Sina (27)	Skorps	1	2	0	0.00	0.00	0	2	0.00	2	2.00	0	0	0.00	0	0.00
10.	Piispa Sara (28)	Jets	1	4	1	25.00	100.00	1	0	5.56	1	1.00	0	0	0.00	0	0.00
11.	Gerber Michelle (19)	Skorps	1	2	1	50.00	100.00	1	0	5.56	1	1.00	2	0	0.00	0	0.00
12.	Bichsel Ronja (33)	Zug	1	2	1	50.00	100.00	1	0	5.56	1	1.00	0	0	0.00	0	0.00
13.	Eggel Sandrine (14)	BEO	1	4	3	75.00	33.33	1	0	5.56	1	1.00	0	0	0.00	0	0.00
14.	Thomi Janine (11)	Skorps	1	5	3	60.00	33.33	1	0	5.56	1	1.00	5	1	20.00	0	0.00
15.	Marti Aline (21)	Skorps	1	5	3	60.00	33.33	1	0	5.56	1	1.00	0	0	0.00	0	0.00
16.	Rüegger Sindy (15)	Jets	1	8	4	50.00	25.00	1	0	5.56	1	1.00	1	0	0.00	0	0.00
17.	Meer Vera (8)	BEO	1	2	0	0.00	0.00	0	1	0.00	1	1.00	5	5	100.00	0	0.00
18.	Gämperli Andrea (5)	Jets	1	10	3	30.00	0.00	0	1	0.00	1	1.00	6	0	0.00	0	0.00
19.	Metzger Nina (17)	Jets	1	1	1	100.00	0.00	0	1	0.00	1	1.00	0	0	0.00	0	0.00
20.	Bergmann Selma (65)	Skorps	1	4	1	25.00	0.00	0	1	0.00	1	1.00	6	2	33.33	0	0.00
21.	Hedlund Emma (6)	Zug	1	4	2	50.00	0.00	0	1	0.00	1	1.00	0	0	0.00	0	0.00
22.	Gerig Isabelle (23)	Zug	1	11	4	36.36	0.00	0	1	0.00	1	1.00	0	0	0.00	0	0.00
23.	Grossenbacher Melea (2)	BEO	1	4	1	25.00	0.00	0	0	0.00	0	0.00	0	0	0.00	0	0.00
24.	Müller Andrea (6)	BEO	1	4	1	25.00	0.00	0	0	0.00	0	0.00	0	0	0.00	0	0.00
25.	Soltermann Hannah (10)	BEO	1	0	0	0.00	0.00	0	0	0.00	0	0.00	0	0	0.00	0	0.00
26.	Fäs Eliane (11)	BEO	1	0	0	0.00	0.00	0	0	0.00	0	0.00	0	0	0.00	0	0.00
27.	Řezáčová Lucie (12)	BEO	1	5	2	40.00	0.00	0	0	0.00	0	0.00	2	1	50.00	0	0.00
28.	Wenger Karin (16)	BEO	1	0	0	0.00	0.00	0	0	0.00	0	0.00	1	1	100.00	0	0.00
29.	Greber Patricia (17)	BEO	1	4	2	50.00	0.00	0	0	0.00	0	0.00	0	0	0.00	0	0.00
30.	Pekárková Nikol (19)	BEO	1	2	2	100.00	0.00	0	0	0.00	0	0.00	1	1	100.00	0	0.00
31.	Bieri Karin (21)	BEO	1	3	1	33.33	0.00	0	0	0.00	0	0.00	0	0	0.00	0	0.00

© by Roman Koller (info@floorballstatistics.ch)

Event Statistics

Spieler Statistik			Spiele	Schüsse				Tore			Scorer Punkte		Bullies			Strafen	
	Spieler/in	**Team**	gespielt	Total	auf's Tor	% auf's Tor	Effizienz (%)	erzielt	Assists	in %	Total	Pkt./Spiel	Total	gewonnen	in %	Total (min)	in %
32.	Klapitová Katarína (23)	BEO	1	1	1	100.00	0.00	0	0	0.00	0	0.00	0	0	0.00	0	0.00
33.	Rutschi Jorina (26)	BEO	1	2	1	50.00	0.00	0	0	0.00	0	0.00	3	1	33.33	0	0.00
34.	Sollberger Jeanne (30)	BEO	1	1	0	0.00	0.00	0	0	0.00	0	0.00	0	0	0.00	0	0.00
35.	Zurbriggen Jelena (35)	BEO	1	8	3	37.50	0.00	0	0	0.00	0	0.00	0	0	0.00	0	0.00
36.	Kormann Lisa (83)	BEO	1	0	0	0.00	0.00	0	0	0.00	0	0.00	3	2	66.67	0	0.00
37.	Zeller Carina (96)	BEO	1	0	0	0.00	0.00	0	0	0.00	0	0.00	0	0	0.00	0	0.00
38.	Wieland Leonie (2)	Jets	1	10	4	40.00	0.00	0	0	0.00	0	0.00	0	0	0.00	0	0.00
39.	Ediz Laila (7)	Jets	1	7	3	42.86	0.00	0	0	0.00	0	0.00	5	1	20.00	0	0.00
40.	Geiser Seraphine (11)	Jets	1	0	0	0.00	0.00	0	0	0.00	0	0.00	0	0	0.00	0	0.00
41.	Bertini Chiara (14)	Jets	1	5	2	40.00	0.00	0	0	0.00	0	0.00	0	0	0.00	0	0.00
42.	Überschlag Noomi (19)	Jets	1	0	0	0.00	0.00	0	0	0.00	0	0.00	0	0	0.00	0	0.00
43.	Inderbitzin Yasmin (21)	Jets	1	0	0	0.00	0.00	0	0	0.00	0	0.00	0	0	0.00	0	0.00
44.	Sundberg Ida (23)	Jets	1	2	0	0.00	0.00	0	0	0.00	0	0.00	0	0	0.00	0	0.00
45.	Niederberger Ronja (24)	Jets	1	0	0	0.00	0.00	0	0	0.00	0	0.00	0	0	0.00	0	0.00
46.	Behluli Gentiana (25)	Jets	1	1	0	0.00	0.00	0	0	0.00	0	0.00	0	0	0.00	0	0.00
47.	Stettler Céline (26)	Jets	1	4	2	50.00	0.00	0	0	0.00	0	0.00	0	0	0.00	0	0.00
48.	Wick Marcia (31)	Jets	1	5	1	20.00	0.00	0	0	0.00	0	0.00	1	0	0.00	0	0.00
49.	Larsson Linn (37)	Jets	1	0	0	0.00	0.00	0	0	0.00	0	0.00	0	0	0.00	0	0.00
50.	Mikkola Taimi (63)	Jets	1	0	0	0.00	0.00	0	0	0.00	0	0.00	0	0	0.00	0	0.00
51.	Renz Chantal (71)	Jets	1	0	0	0.00	0.00	0	0	0.00	0	0.00	0	0	0.00	0	0.00
52.	Suter Lea (72)	Jets	1	0	0	0.00	0.00	0	0	0.00	0	0.00	0	0	0.00	0	0.00
53.	Schmuki Vanessa (84)	Jets	1	0	0	0.00	0.00	0	0	0.00	0	0.00	0	0	0.00	0	0.00
54.	Aeschbacher Sarah (2)	Skorps	1	0	0	0.00	0.00	0	0	0.00	0	0.00	0	0	0.00	0	0.00
55.	Ritter Naja (3)	Skorps	1	2	0	0.00	0.00	0	0	0.00	0	0.00	0	0	0.00	0	0.00
56.	Byström Tindra (6)	Skorps	1	0	0	0.00	0.00	0	0	0.00	0	0.00	1	0	0.00	0	0.00
57.	Thomi Marylin (7)	Skorps	1	3	0	0.00	0.00	0	0	0.00	0	0.00	0	0	0.00	0	0.00
58.	Ekedahl Nova (10)	Skorps	1	4	3	75.00	0.00	0	0	0.00	0	0.00	0	0	0.00	0	0.00
59.	Siegenthaler Marla (16)	Skorps	1	0	0	0.00	0.00	0	0	0.00	0	0.00	0	0	0.00	0	0.00
60.	Lüthi Selina (17)	Skorps	1	0	0	0.00	0.00	0	0	0.00	0	0.00	0	0	0.00	0	0.00
61.	Siegrist Flavia (18)	Skorps	1	0	0	0.00	0.00	0	0	0.00	0	0.00	0	0	0.00	0	0.00
62.	Mai Leonie Soraya (20)	Skorps	1	0	0	0.00	0.00	0	0	0.00	0	0.00	0	0	0.00	0	0.00

© by Roman Koller (info@floorballstatistics.ch)

Event Statistics

Spieler Statistik			Spiele	Schüsse				Tore			Scorer Punkte		Bullies			Strafen	
	Spieler/in	**Team**	gespielt	Total	auf's Tor	% auf's Tor	Effizienz (%)	erzielt	Assists	in %	Total	Pkt./Spiel	Total	gewonnen	in %	Total (min)	in %
63.	Bieri Jasmin (23)	Skorps	1	0	0	0.00	0.00	0	0	0.00	0	0.00	0	0	0.00	0	0.00
64.	Lechnerová Kristýna (33)	Skorps	1	1	0	0.00	0.00	0	0	0.00	0	0.00	0	0	0.00	2	100.00
65.	Knüsel Vivienne (2)	Zug	1	0	0	0.00	0.00	0	0	0.00	0	0.00	0	0	0.00	0	0.00
66.	Horvath Mira (8)	Zug	1	0	0	0.00	0.00	0	0	0.00	0	0.00	0	0	0.00	0	0.00
67.	Herzog Olivia (10)	Zug	1	0	0	0.00	0.00	0	0	0.00	0	0.00	0	0	0.00	0	0.00
68.	Anderegg Noemi (11)	Zug	1	0	0	0.00	0.00	0	0	0.00	0	0.00	0	0	0.00	0	0.00
69.	Müller Salome (12)	Zug	1	0	0	0.00	0.00	0	0	0.00	0	0.00	2	2	100.00	0	0.00
70.	Burkhardt Stefanie (14)	Zug	1	1	1	100.00	0.00	0	0	0.00	0	0.00	0	0	0.00	0	0.00
71.	Kistler Noemi (16)	Zug	1	2	1	50.00	0.00	0	0	0.00	0	0.00	0	0	0.00	0	0.00
72.	Gemperle Romana (19)	Zug	1	1	0	0.00	0.00	0	0	0.00	0	0.00	0	0	0.00	0	0.00
73.	Hoorn Rhea (42)	Zug	1	1	1	100.00	0.00	0	0	0.00	0	0.00	0	0	0.00	0	0.00
74.	Härdi Ivana (43)	Zug	1	0	0	0.00	0.00	0	0	0.00	0	0.00	0	0	0.00	0	0.00
75.	Noga Weronika (44)	Zug	1	1	0	0.00	0.00	0	0	0.00	0	0.00	0	0	0.00	0	0.00
76.	Ott Sabrina (89)	Zug	1	0	0	0.00	0.00	0	0	0.00	0	0.00	0	0	0.00	0	0.00
				195	**85**	**43.59**	**21.18**	**18**					**57**			**2**	

Sortierung:

1. Scorer Punkte
2. Score Punkte pro Spiel
3. Geschossene Tore
4. Effizienz

© by Roman Koller (info@floorballstatistics.ch)

Event Statistics

	Abwehr					Tor erhalten											
	Fuss/Beine	Hand/Arm	Körper	Maske	**Total**		hinterm Tor	keine Reaktion	Überspielt	Umspielt	verpasst	Verschiebung	zwischen Beine	**Total**	**Total**	**Saves**	**Saves in %**
1 Ladina Töndury	2	8	3		**13**				3		2	2		**7**	**20**	**13**	**65.00**
76 Jeanine Bieri	1	1	0	0	**2**	0	0	0	1	0	0	0	0	**1**	**3**	**2**	**66.67**
77 Micheline Müller	3	12	4	0	**19**	0	0	1	0	0	0	1	0	**2**	**21**	**19**	**90.48**
41 Livia Werz	2	3	1		**6**			1	1		1	1		**4**	**10**	**6**	**60.00**
88 Krista Nieminen	2	2	1	2	**7**				1					**1**	**8**	**7**	**87.50**
28 Helen Bircher	5	10		1	**16**							1		**1**	**17**	**16**	**94.12**
20 Livia Riboni	0	0	0	0	**0**	0	0	0	0	0	0	0	0	**0**	**0**	**0**	**0.00**
Total	**15**	**36**	**9**	**3**	**63**	**0**	**0**	**2**	**6**	**0**	**3**	**5**	**0**	**16**	**79**	**63**	**79.75**

© by Roman Koller (info@floorballstatistics.ch)

Event Statistics

	Abwehr				Tor erhalten						
	Fuss/Beine	Hand/Arm	Körper	**Total**	Überspielt	verpasst	Verschiebung	**Total**	**Total**	**Saves**	**Saves in %**
1 Ladina Töndury	2	8	3	**13**	3	2	2	**7**	**20**	**13**	**65.00**
Total	**2**	**8**	**3**	**13**	**3**	**2**	**2**	**7**	**20**	**13**	**65.00**

Schüsse und Saves

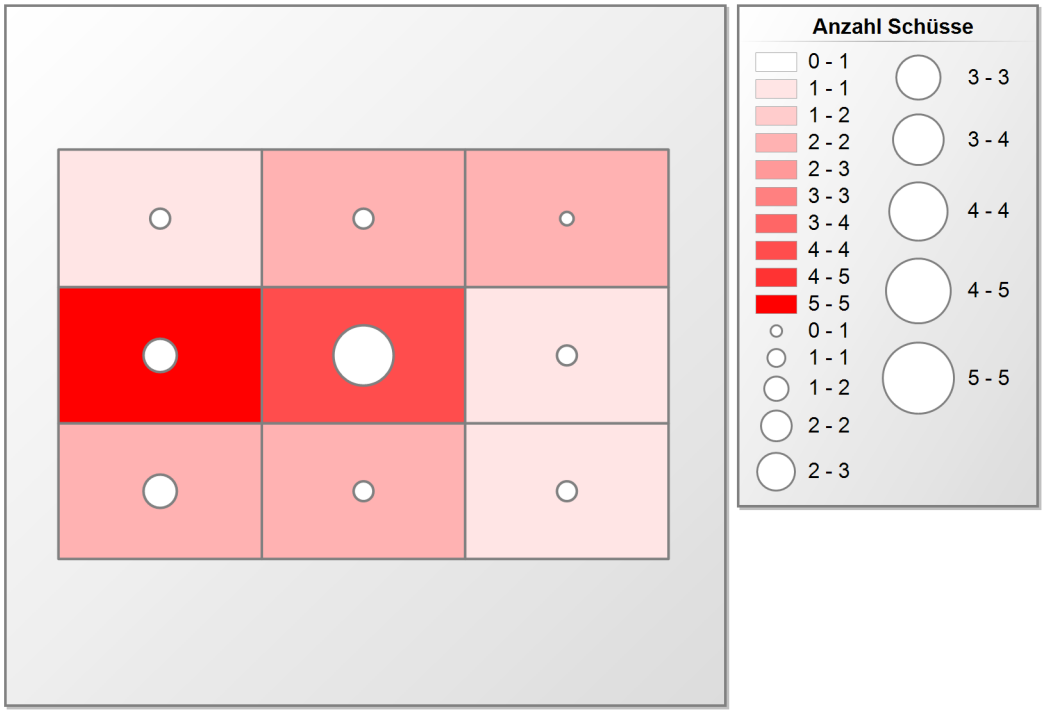

Erhaltene Tore und Schüsse

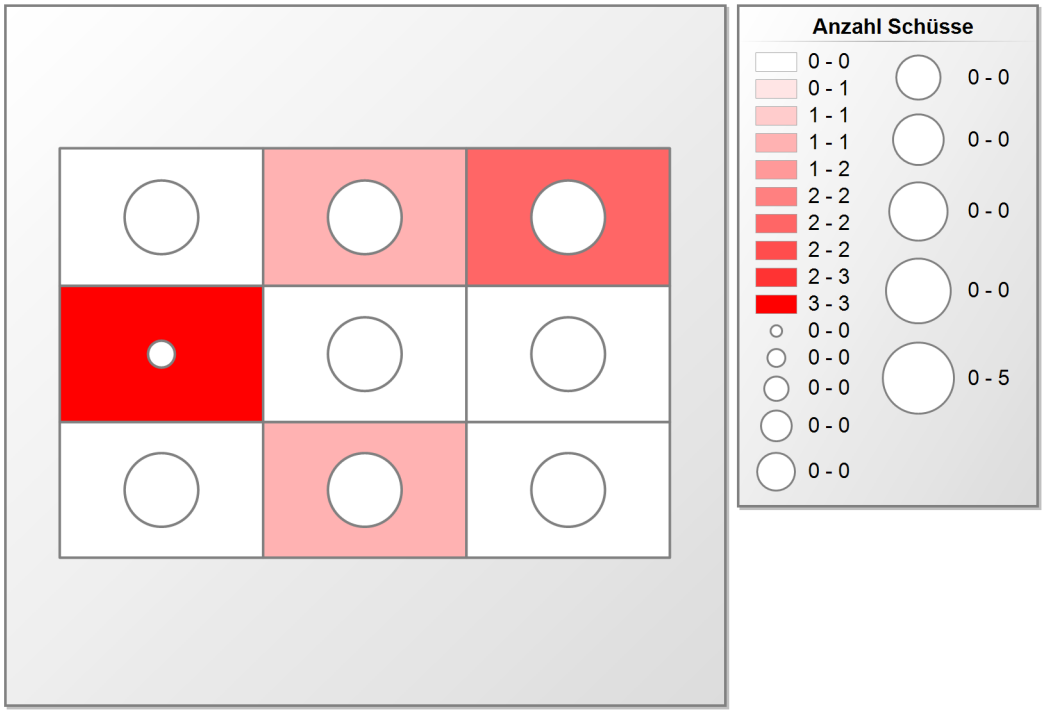

© by Roman Koller (info@floorballstatistics.ch)

Event Statistics

	Abwehr			Tor erhalten				
	Fuss/Beine	Hand/Arm	Total	Überspielt	Total	Total	Saves	Saves in %
76 Jeanine Bieri	1	1	**2**	1	**1**	**3**	**2**	**66.67**
Total	**1**	**1**	**2**	**1**	**1**	**3**	**2**	**66.67**

Schüsse und Saves

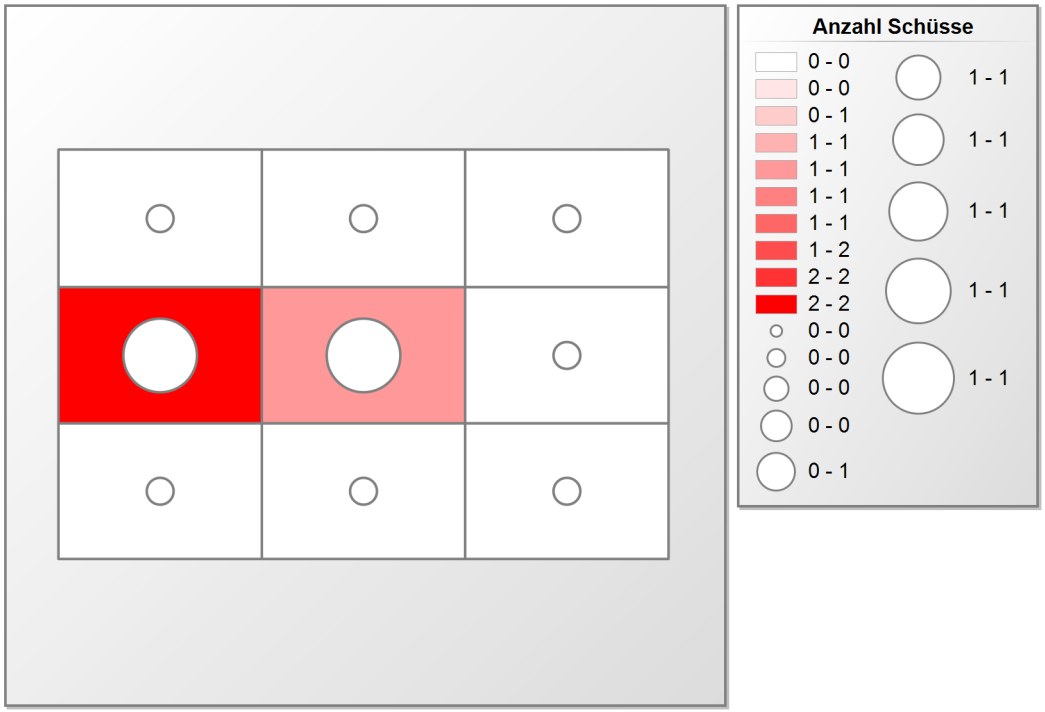

Erhaltene Tore und Schüsse

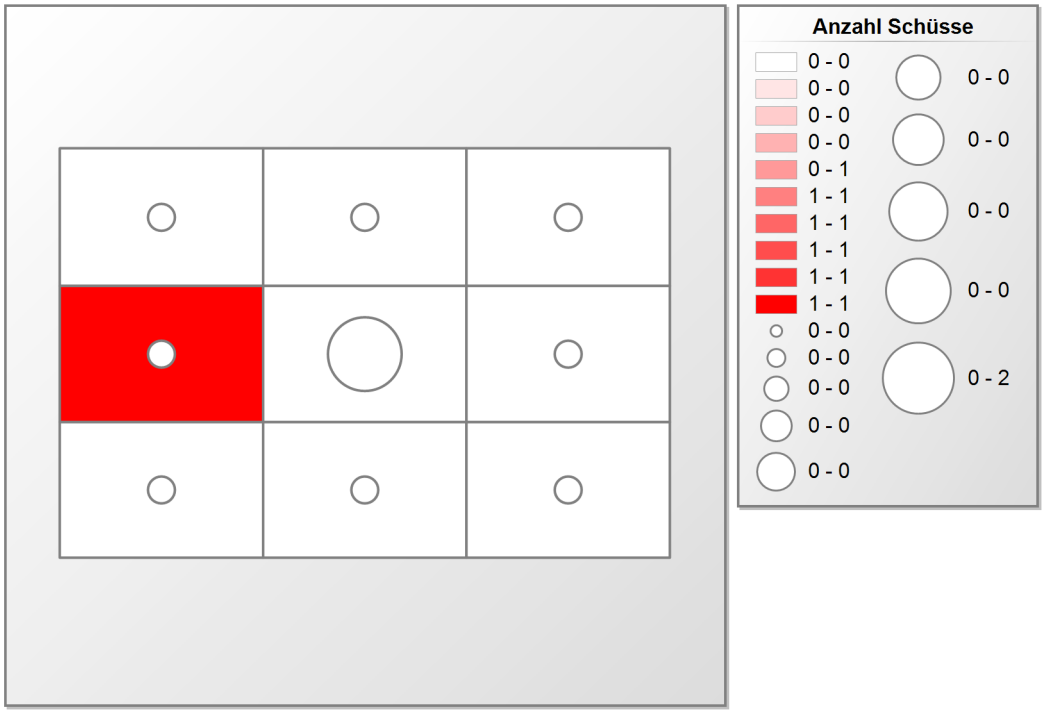

© by Roman Koller (info@floorballstatistics.ch)

Event Statistics

	Abwehr				Tor erhalten					
	Fuss/Beine	Hand/Arm	Körper	**Total**	keine Reaktion	Verschiebung	**Total**	**Total**	**Saves**	**Saves in %**
77 Micheline Müller	3	12	4	**19**	1	1	**2**	**21**	**19**	**90.48**
Total	**3**	**12**	**4**	**19**	**1**	**1**	**2**	**21**	**19**	**90.48**

Schüsse und Saves

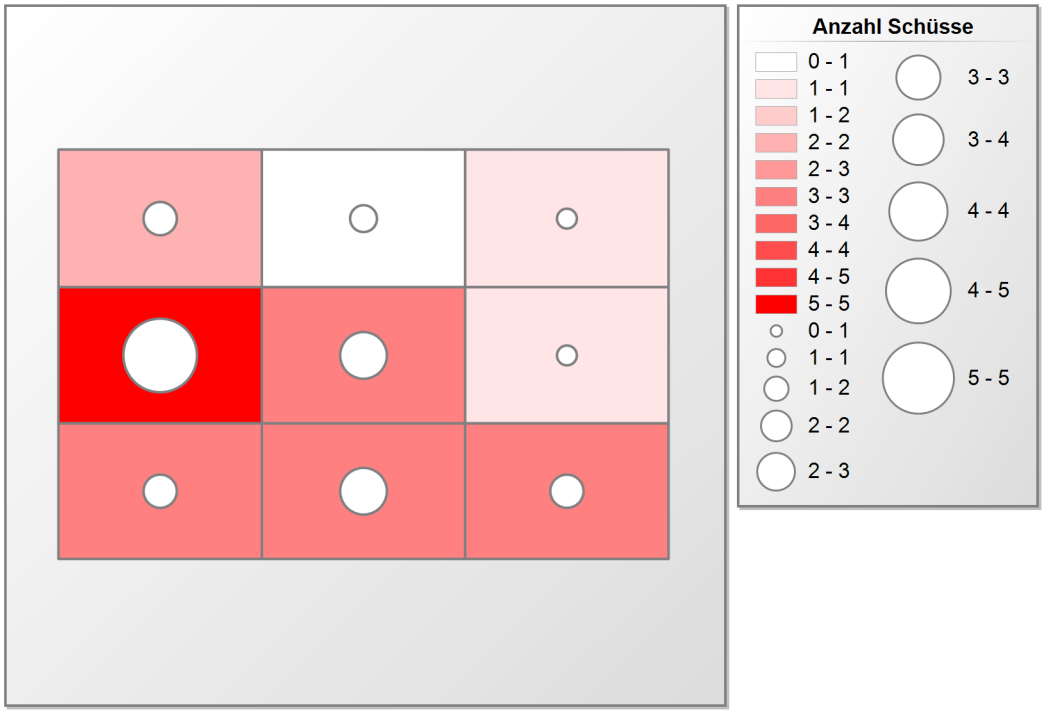

Erhaltene Tore und Schüsse

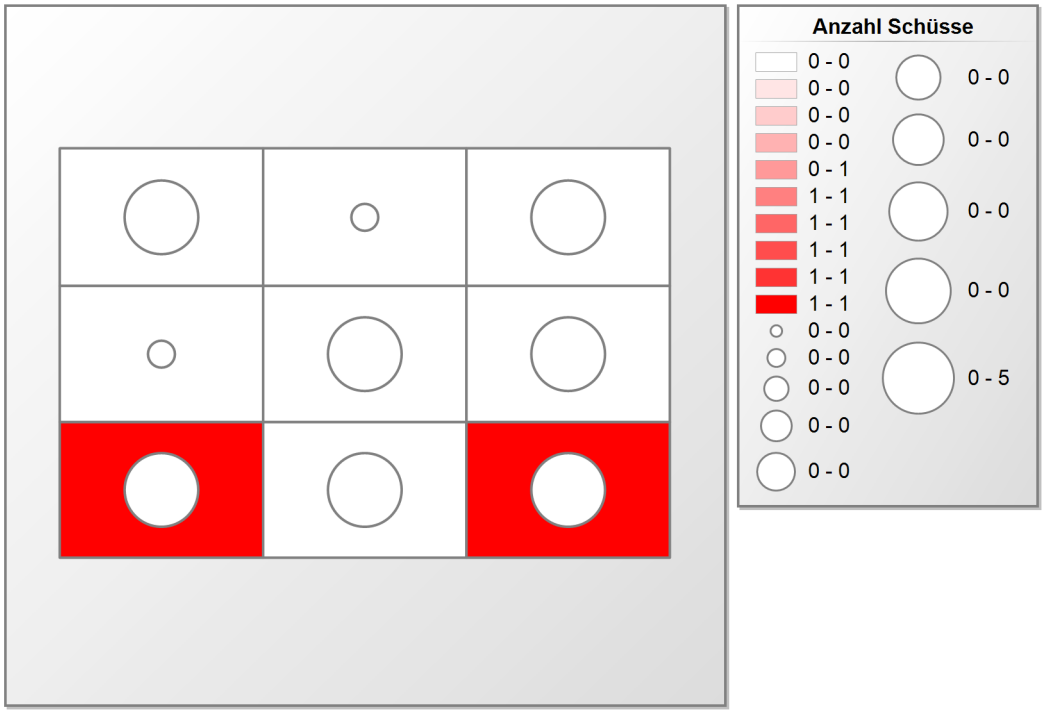

© by Roman Koller (info@floorballstatistics.ch)

Event Statistics

	Abwehr				Tor erhalten							
	Fuss/Beine	Hand/Arm	Körper	**Total**	keine Reaktion	Überspielt	verpasst	Verschiebung	**Total**	**Total**	**Saves**	**Saves in %**
41 Livia Werz	2	3	1	**6**	1	1	1	1	**4**	**10**	**6**	**60.00**
Total	**2**	**3**	**1**	**6**	**1**	**1**	**1**	**1**	**4**	**10**	**6**	**60.00**

Schüsse und Saves

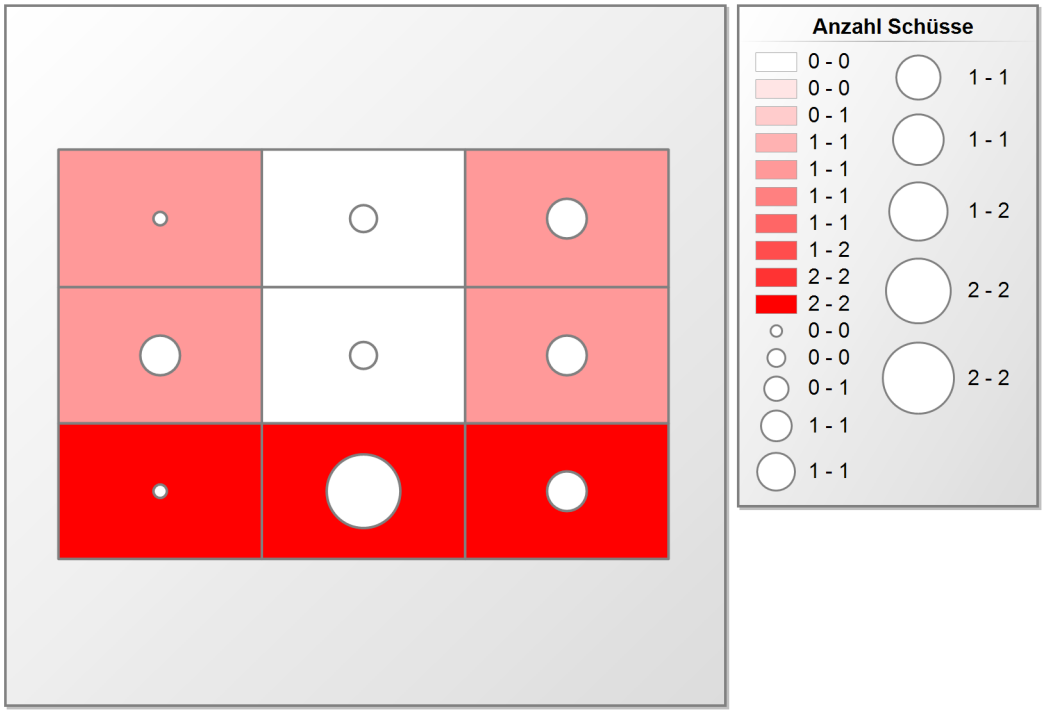

Erhaltene Tore und Schüsse

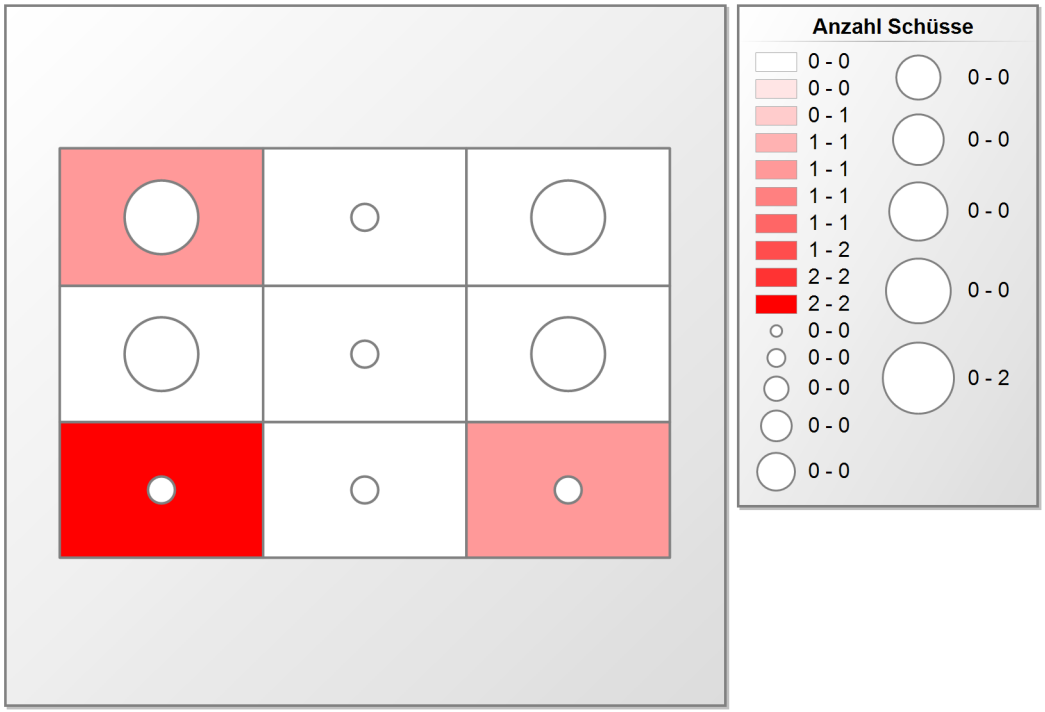

© by Roman Koller (info@floorballstatistics.ch)

Event Statistics

	Abwehr					Tor erhalten				
	Fuss/Beine	Hand/Arm	Körper	Maske	Total	Überspielt	Total	Total	Saves	Saves in %
88 Krista Nieminen	2	2	1	2	**7**	1	**1**	**8**	**7**	**87.50**
Total	**2**	**2**	**1**	**2**	**7**	**1**	**1**	**8**	**7**	**87.50**

Schüsse und Saves

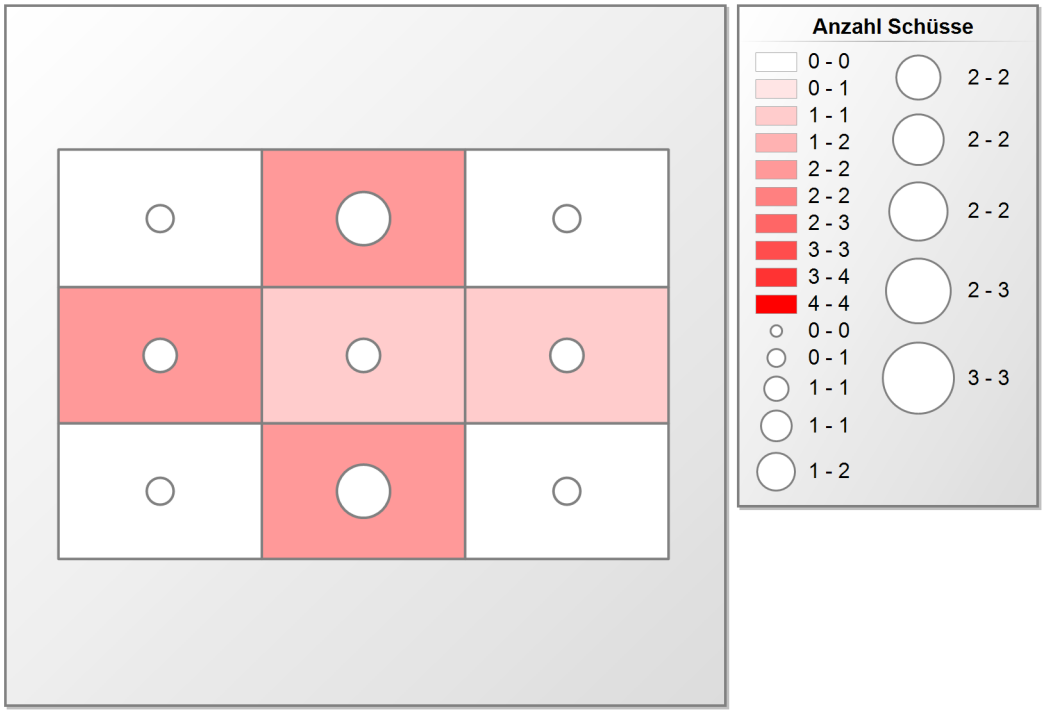

Erhaltene Tore und Schüsse

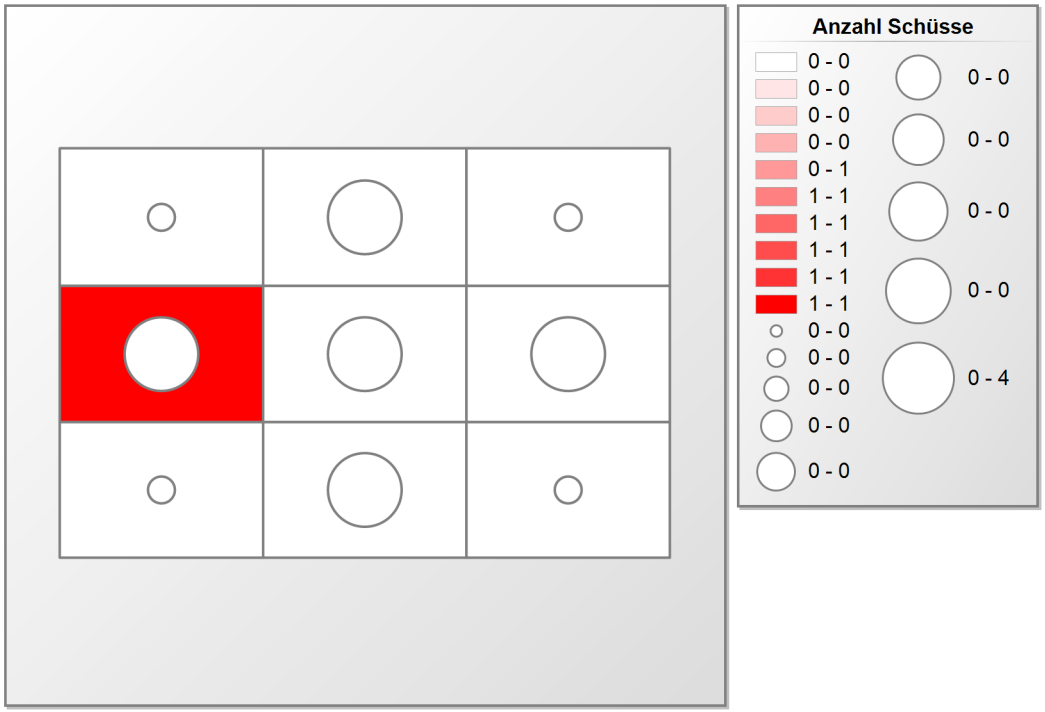

© by Roman Koller (info@floorballstatistics.ch)

Event Statistics

	Abwehr				Tor erhalten				
	Fuss/Beine	Hand/Arm	Maske	**Total**	Verschiebung	**Total**	**Total**	**Saves**	**Saves in %**
28 Helen Bircher	5	10	1	**16**	1	**1**	**17**	**16**	**94.12**
Total	**5**	**10**	**1**	**16**	**1**	**1**	**17**	**16**	**94.12**

Schüsse und Saves

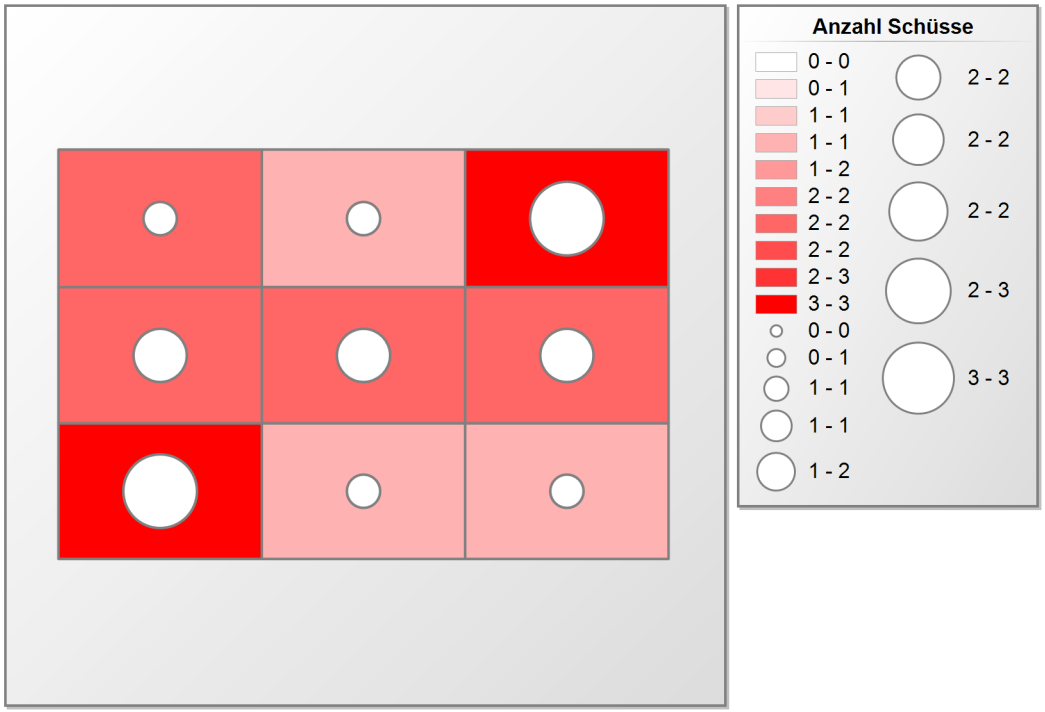

Erhaltene Tore und Schüsse

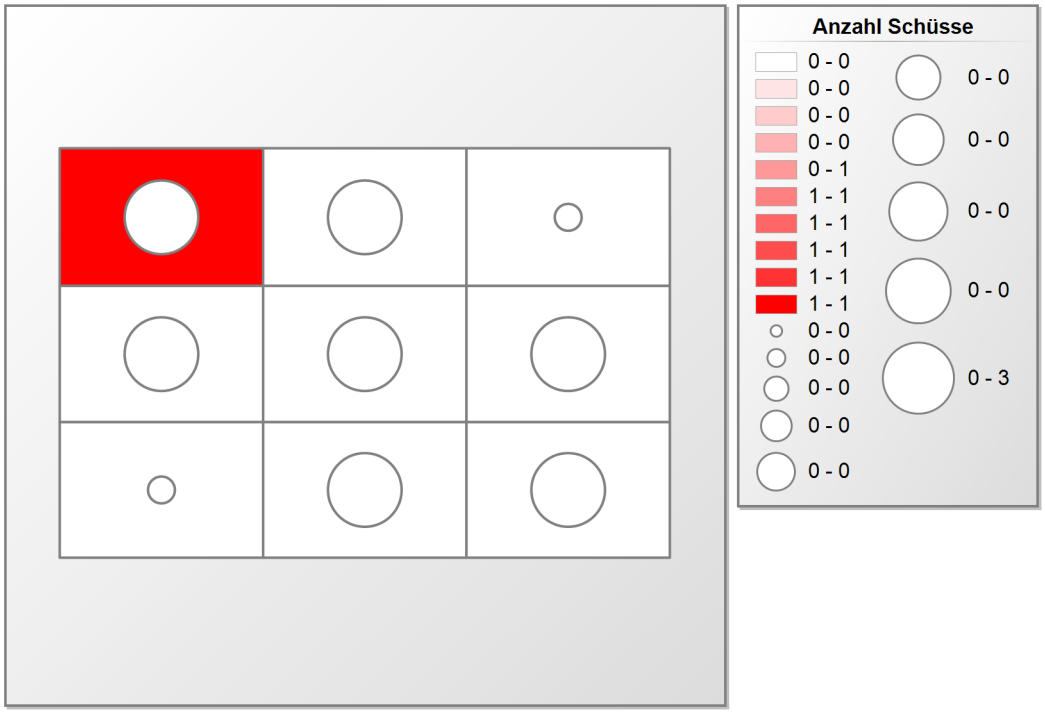

© by Roman Koller (info@floorballstatistics.ch)

Supercup Frauen

Halbfinal 1

vs

die Mobiliar
LIDL
Stadt Zürich Sportamt
SWISSLOS Sportfonds Kanton Zürich
swiss unihockey
CONCORDIA
FAT PIPE
Kanton Zürich Sportamt
FLEUROPHome
TV24

Game Statistics

Ballbesitz

1. Drittel	2. Drittel	3. Drittel	No Data Available	Gesamt
46.33 / 53.67	42.92 / 57.08	47.08 / 52.92		45.44 / 54.56
Jets / Zug	Jets / Zug	Jets / Zug		Jets / Zug

Kloten-Dietlikon Jets | **Zug United**

	Kloten-Dietlikon Jets	Zug United
	2	**7**
1.	1	3
2.	0	2
3.	1	2
Verl.	0	0

Schussstatistik

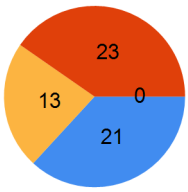

auf's Tor | daneben | geblockt | Pfosten

	1.	2.	3.	Verl.	Total
auf's Tor	7	6	8	0	**21**
daneben	4	5	4	0	**13**
geblockt	6	10	7	0	**23**
Pfosten	0	0	0	0	**0**
	17	**21**	**19**	**0**	**57**

Präzision (%)	41.18	28.57	42.11	**36.84**
Effizienz (%)	14.29	0.00	12.50	**9.52**

Schussstatistik

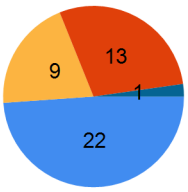

auf's Tor | daneben | geblockt | Pfosten

	1.	2.	3.	Verl.	Total
auf's Tor	7	6	9	0	**22**
daneben	4	3	2	0	**9**
geblockt	4	5	4	0	**13**
Pfosten	0	0	1	0	**1**
	15	**14**	**16**	**0**	**45**

Präzision (%)	46.67	42.86	56.25	**48.89**
Effizienz (%)	42.86	33.33	22.22	**31.82**

Torhüter Statistik

	41 Livia Werz		88 Krista Nieminen	
	Schüsse	Gehalten	Schüsse	Gehalten
1.	7	4	0	0
	57.14%		NaN	
2.	3	2	3	2
	66.67%		66.67%	
3.	0	0	7	7
	NaN		100.00%	
Verl.	0	0	0	0
	NaN		NaN	
Total	**10**	**6**	**10**	**9**
	60.00%		**90.00%**	

Torhüter Statistik

	77 Micheline Müller	
	Schüsse	Gehalten
1.	7	6
	85.71%	
2.	6	6
	100.00%	
3.	8	7
	87.50%	
Verl.	0	0
	NaN	
Total	**21**	**19**
	90.48%	

Strafzeitstatistik

	1.	2.	3.	Total	Tore
Überzahl	00:00	00:00	00:00	0	0
Unterzahl	00:00	00:00	00:00	0	0

Strafzeitstatistik

	1.	2.	3.	Total	Tore
Überzahl	00:00	00:00	00:00	0	1
Unterzahl	00:00	00:00	00:00	0	0

© by Roman Koller (info@floorballstatistics.ch)

Game Statistics

Spielverlauf

1. Drittel

Zeit	Resultat	Team	Situation	#	Spieler/in	#	Assist	Speed
00:47	0-1	Zug United		33	Ronja Bichsel	21	Corin Rüttimann	0.00
03:19	1-1	Kloten-Dietlikon Jets		28	Sara Piispa	5	Andrea Gämperli	0.00
08:23	1-2	Zug United		24	Denisa Ratajová	22	Martina Řepková	0.00
14:02		Kloten-Dietlikon Jets	Stockschlag	17	Nina Metzger			
15:23	1-3	Zug United	Überzahl	25	Ivana Šupáková	24	Denisa Ratajová	0.00

2. Drittel

Zeit	Resultat	Team	Situation	#	Spieler/in	#	Assist	Speed
24:42	1-4	Zug United		22	Martina Řepková			0.00
32:20	1-5	Zug United		25	Ivana Šupáková	6	Emma Hedlund	0.00

3. Drittel

Zeit	Resultat	Team	Situation	#	Spieler/in	#	Assist	Speed
57:33	1-6	Zug United	leeres Tor	24	Denisa Ratajová	22	Martina Řepková	0.00
58:16	2-6	Kloten-Dietlikon Jets	ohne Torhüter	15	Sindy Rüegger	17	Nina Metzger	0.00
59:30	2-7	Zug United	leeres Tor	21	Corin Rüttimann	23	Isabelle Gerig	0.00

© by Roman Koller (info@floorballstatistics.ch)

Game Statistics

Kloten-Dietlikon Jets	Plus/Minus			Schüsse				Tore		
Spieler/in	+	-	Bilanz	Total	auf's Tor	% auf's Tor	Effizienz (%)	erzielt	Assists	in %
2 Wieland Leonie	0	4	-4	10	4	40.00	0.00	0	0	0.00
5 Gämperli Andrea	2	3	-1	10	3	30.00	0.00	0	1	0.00
7 Ediz Laila	0	5	-5	7	3	42.86	0.00	0	0	0.00
11 Geiser Seraphine	0	0	0	0	0	0.00	0.00	0	0	0.00
14 Bertini Chiara	0	4	-4	5	2	40.00	0.00	0	0	0.00
15 Rüegger Sindy	2	2	0	8	4	50.00	25.00	1	0	50.00
17 Metzger Nina	2	3	-1	1	1	100.00	0.00	0	1	0.00
19 Überschlag Noomi	0	0	0	0	0	0.00	0.00	0	0	0.00
21 Inderbitzin Yasmin	0	0	0	0	0	0.00	0.00	0	0	0.00
23 Sundberg Ida	2	3	-1	2	0	0.00	0.00	0	0	0.00
24 Niederberger Ronja	0	0	0	0	0	0.00	0.00	0	0	0.00
25 Behluli Gentiana	0	1	-1	1	0	0.00	0.00	0	0	0.00
26 Stettler Céline	0	6	-6	4	2	50.00	0.00	0	0	0.00
28 Piispa Sara	2	2	0	4	1	25.00	100.00	1	0	50.00
31 Wick Marcia	0	4	-4	5	1	20.00	0.00	0	0	0.00
37 Larsson Linn	0	0	0	0	0	0.00	0.00	0	0	0.00
63 Mikkola Taimi	0	0	0	0	0	0.00	0.00	0	0	0.00
71 Renz Chantal	0	0	0	0	0	0.00	0.00	0	0	0.00
72 Suter Lea	0	0	0	0	0	0.00	0.00	0	0	0.00
84 Schmuki Vanessa	0	0	0	0	0	0.00	0.00	0	0	0.00
	10	37		**57**	**21**	**36.84**	**9.52**			

Zug United	Plus/Minus			Schüsse				Tore		
Spieler/in	+	-	Bilanz	Total	auf's Tor	% auf's Tor	Effizienz (%)	erzielt	Assists	in %
2 Knüsel Vivienne	0	0	0	0	0	0.00	0.00	0	0	0.00
6 Hedlund Emma	4	0	4	4	2	50.00	0.00	0	1	0.00
8 Horvath Mira	0	0	0	0	0	0.00	0.00	0	0	0.00
10 Herzog Olivia	0	0	0	0	0	0.00	0.00	0	0	0.00
11 Anderegg Noemi	2	2	0	0	0	0.00	0.00	0	0	0.00
12 Müller Salome	1	0	1	0	0	0.00	0.00	0	0	0.00
14 Burkhardt Stefanie	0	0	0	1	1	100.00	0.00	0	0	0.00
16 Kistler Noemi	2	2	0	2	1	50.00	0.00	0	0	0.00
19 Gemperle Romana	0	0	0	1	0	0.00	0.00	0	0	0.00
21 Rüttimann Corin	3	2	1	6	3	50.00	33.33	1	1	14.29
22 Řepková Martina	5	0	5	6	4	66.67	25.00	1	2	14.29
23 Gerig Isabelle	3	2	1	11	4	36.36	0.00	0	1	0.00
24 Ratajová Denisa	5	0	5	7	3	42.86	66.67	2	1	28.57
25 Šupáková Ivana	5	0	5	3	2	66.67	100.00	2	0	28.57
33 Bichsel Ronja	1	1	0	2	1	50.00	100.00	1	0	14.29
42 Hoorn Rhea	0	0	0	1	1	100.00	0.00	0	0	0.00
43 Härdi Ivana	0	1	-1	0	0	0.00	0.00	0	0	0.00
44 Noga Weronika	4	0	4	1	0	0.00	0.00	0	0	0.00
89 Ott Sabrina	0	0	0	0	0	0.00	0.00	0	0	0.00
	35	10		**45**	**22**	**48.89**	**31.82**			

© by Roman Koller (info@floorballstatistics.ch)

Shot Statistics

Kloten-Dietlikon Jets

Overall

Zug United

bar	0	0.00 %
missed	0	0.00 %
blocked	1	50.00 %
on goal	1	50.00 %
Shots	**2**	**3.51 %**
Scores	**0**	**0.00 %**

bar	0	0.00 %
missed	3	23.08 %
blocked	4	30.77 %
on goal	6	46.15 %
Shots	**13**	**22.81 %**
Scores	**0**	**0.00 %**

bar	0	0.00 %
blocked	0	0.00 %
missed	0	0.00 %
on goal	0	0.00 %
Shots	**0**	**0.00 %**
Scores	**0**	**0.00 %**

bar	0	0.00 %
blocked	0	0.00 %
on goal	0	0.00 %
missed	1	100.00 %
Shots	**1**	**2.22 %**
Scores	**0**	**0.00 %**

bar	0	0.00 %
blocked	0	0.00 %
missed	1	33.33 %
on goal	2	66.67 %
Shots	**3**	**6.67 %**
Scores	**0**	**0.00 %**

bar	0	0.00 %
blocked	0	0.00 %
missed	1	50.00 %
on goal	1	50.00 %
Shots	**2**	**4.44 %**
Scores	**0**	**0.00 %**

bar	0	0.00 %
blocked	4	30.77 %
missed	4	30.77 %
on goal	5	38.46 %
Shots	**13**	**22.81 %**
Scores	**0**	**0.00 %**

bar	0	0.00 %
missed	4	17.39 %
on goal	7	30.43 %
blocked	12	52.17 %
Shots	**23**	**40.35 %**
Scores	**2**	**100.00 %**

bar	0	0.00 %
missed	0	0.00 %
blocked	1	50.00 %
on goal	1	50.00 %
Shots	**2**	**3.51 %**
Scores	**0**	**0.00 %**

bar	0	0.00 %
blocked	0	0.00 %
missed	0	0.00 %
on goal	5	38.46 %
Shots	**6**	**13.33 %**
Scores	**0**	**0.00 %**

bar	0	0.00 %
missed	2	14.29 %
blocked	5	35.71 %
on goal	7	50.00 %
Shots	**14**	**31.11 %**
Scores	**4**	**57.14 %**

bar	1	7.69 %
blocked	3	23.08 %
missed	3	23.08 %
on goal	6	46.15 %
Shots	**13**	**28.89 %**
Scores	**3**	**42.86 %**

bar	0	0.00 %
missed	0	0.00 %
on goal	0	0.00 %
blocked	1	100.00 %
Shots	**1**	**1.75 %**
Scores	**0**	**0.00 %**

bar	0	0.00 %
blocked	0	0.00 %
on goal	1	33.33 %
missed	2	66.67 %
Shots	**3**	**5.26 %**
Scores	**0**	**0.00 %**

bar	0	0.00 %
blocked	0	0.00 %
missed	0	0.00 %
on goal	0	0.00 %
Shots	**0**	**0.00 %**
Scores	**0**	**0.00 %**

bar	0	0.00 %
blocked	0	0.00 %
on goal	0	0.00 %
missed	0	0.00 %
Shots	**0**	**0.00 %**
Scores	**0**	**0.00 %**

bar	0	0.00 %
blocked	0	0.00 %
on goal	0	0.00 %
missed	1	25.00 %
Shots	**4**	**8.89 %**
Scores	**0**	**0.00 %**

bar	0	0.00 %
blocked	0	0.00 %
missed	0	0.00 %
on goal	2	100.00 %
Shots	**2**	**4.44 %**
Scores	**0**	**0.00 %**

bar	0	0.00 %
missed	13	22.81 %
on goal	21	36.84 %
blocked	23	40.35 %
Shots	**57**	
Scores	**2**	

bar	1	2.22 %
missed	9	20.00 %
blocked	13	28.89 %
on goal	22	48.89 %
Shots	**45**	
Scores	**7**	

© by Roman Koller (info@floorballstatistics.ch)

Shot Statistics

Kloten-Dietlikon Jets — 1st Periode — Zug United

bar	0	0.00 %
blocked	0	0.00 %
missed	0	0.00 %
on goal	0	0.00 %
Shots	**0**	**0.00 %**
Scores	**0**	**0.00 %**

bar	0	0.00 %
missed	0	0.00 %
blocked	1	50.00 %
on goal	1	50.00 %
Shots	**2**	**11.76 %**
Scores	**0**	**0.00 %**

bar	0	0.00 %
blocked	0	0.00 %
missed	0	0.00 %
on goal	0	0.00 %
Shots	**0**	**0.00 %**
Scores	**0**	**0.00 %**

bar	0	0.00 %
blocked	0	0.00 %
missed	1	50.00 %
on goal	1	50.00 %
Shots	**2**	**11.76 %**
Scores	**0**	**0.00 %**

bar	0	0.00 %
missed	3	25.00 %
on goal	4	33.33 %
blocked	5	41.67 %
Shots	**12**	**70.59 %**
Scores	**1**	**100.00 %**

bar	0	0.00 %
blocked	0	0.00 %
missed	0	0.00 %
on goal	1	100.00 %
Shots	**1**	**5.88 %**
Scores	**0**	**0.00 %**

bar	0	0.00 %
blocked	0	0.00 %
missed	0	0.00 %
on goal	0	0.00 %
Shots	**0**	**0.00 %**
Scores	**0**	**0.00 %**

bar	0	0.00 %
blocked	0	0.00 %
missed	0	0.00 %
on goal	0	0.00 %
Shots	**0**	**0.00 %**
Scores	**0**	**0.00 %**

bar	0	0.00 %
blocked	0	0.00 %
missed	0	0.00 %
on goal	0	0.00 %
Shots	**0**	**0.00 %**
Scores	**0**	**0.00 %**

bar	0	0.00 %
blocked	0	0.00 %
on goal	0	0.00 %
missed	1	100.00 %
Shots	**1**	**6.67 %**
Scores	**0**	**0.00 %**

bar	0	0.00 %
blocked	0	0.00 %
missed	0	0.00 %
on goal	0	0.00 %
Shots	**0**	**0.00 %**
Scores	**0**	**0.00 %**

bar	0	0.00 %
blocked	0	0.00 %
missed	1	50.00 %
on goal	1	50.00 %
Shots	**2**	**13.33 %**
Scores	**0**	**0.00 %**

bar	0	0.00 %
missed	0	0.00 %
blocked	1	50.00 %
on goal	1	50.00 %
Shots	**2**	**13.33 %**
Scores	**0**	**0.00 %**

bar	0	0.00 %
blocked	1	25.00 %
missed	1	25.00 %
on goal	2	50.00 %
Shots	**4**	**26.67 %**
Scores	**2**	**66.67 %**

bar	0	0.00 %
blocked	0	0.00 %
missed	0	0.00 %
on goal	1	100.00 %
Shots	**1**	**6.67 %**
Scores	**1**	**33.33 %**

bar	0	0.00 %
blocked	0	0.00 %
missed	0	0.00 %
on goal	0	0.00 %
Shots	**0**	**0.00 %**
Scores	**0**	**0.00 %**

bar	0	0.00 %
on goal	0	0.00 %
missed	1	33.33 %
blocked	2	66.67 %
Shots	**3**	**20.00 %**
Scores	**0**	**0.00 %**

bar	0	0.00 %
blocked	0	0.00 %
missed	0	0.00 %
on goal	2	100.00 %
Shots	**2**	**13.33 %**
Scores	**0**	**0.00 %**

bar	0	0.00 %
missed	4	23.53 %
blocked	6	35.29 %
on goal	7	41.18 %
Shots	**17**	
Scores	**1**	

bar	0	0.00 %
blocked	4	26.67 %
missed	4	26.67 %
on goal	7	46.67 %
Shots	**15**	
Scores	**3**	

© by Roman Koller (info@floorballstatistics.ch)

26.08.2023 17:21:23

Shot Statistics

Kloten-Dietlikon Jets — 2nd Periode — Zug United

bar	0	0.00 %
missed	0	0.00 %
on goal	0	0.00 %
blocked	1	100.00 %
Shots	**1**	**4.76 %**
Scores	**0**	**0.00 %**

bar	0	0.00 %
blocked	3	30.00 %
missed	3	30.00 %
on goal	4	40.00 %
Shots	**10**	**47.62 %**
Scores	**0**	**0.00 %**

bar	0	0.00 %
blocked	0	0.00 %
missed	0	0.00 %
on goal	0	0.00 %
Shots	**0**	**0.00 %**
Scores	**0**	**0.00 %**

bar	0	0.00 %
blocked	0	0.00 %
missed	0	0.00 %
on goal	0	0.00 %
Shots	**0**	**0.00 %**
Scores	**0**	**0.00 %**

bar	0	0.00 %
blocked	0	0.00 %
missed	0	0.00 %
on goal	2	100.00 %
Shots	**2**	**14.29 %**
Scores	**0**	**0.00 %**

bar	0	0.00 %
blocked	0	0.00 %
missed	0	0.00 %
on goal	0	0.00 %
Shots	**0**	**0.00 %**
Scores	**0**	**0.00 %**

bar	0	0.00 %
blocked	1	33.33 %
missed	1	33.33 %
on goal	1	33.33 %
Shots	**3**	**14.29 %**
Scores	**0**	**0.00 %**

bar	0	0.00 %
missed	0	0.00 %
on goal	1	20.00 %
blocked	4	80.00 %
Shots	**5**	**23.81 %**
Scores	**0**	**0.00 %**

bar	0	0.00 %
missed	0	0.00 %
on goal	0	0.00 %
blocked	1	100.00 %
Shots	**1**	**4.76 %**
Scores	**0**	**0.00 %**

bar	0	0.00 %
missed	0	0.00 %
on goal	0	0.00 %
blocked	1	100.00 %
Shots	**1**	**7.14 %**
Scores	**0**	**0.00 %**

bar	0	0.00 %
missed	1	20.00 %
blocked	2	40.00 %
on goal	2	40.00 %
Shots	**5**	**35.71 %**
Scores	**1**	**50.00 %**

bar	0	0.00 %
blocked	2	33.33 %
missed	2	33.33 %
on goal	2	33.33 %
Shots	**6**	**42.86 %**
Scores	**1**	**50.00 %**

bar	0	0.00 %
blocked	0	0.00 %
missed	0	0.00 %
on goal	0	0.00 %
Shots	**0**	**0.00 %**
Scores	**0**	**0.00 %**

bar	0	0.00 %
blocked	0	0.00 %
missed	0	0.00 %
on goal	0	0.00 %
Shots	**0**	**0.00 %**
Scores	**0**	**0.00 %**

bar	0	0.00 %
blocked	0	0.00 %
missed	0	0.00 %
on goal	0	0.00 %
Shots	**0**	**0.00 %**
Scores	**0**	**0.00 %**

bar	0	0.00 %
blocked	0	0.00 %
missed	0	0.00 %
on goal	0	0.00 %
Shots	**0**	**0.00 %**
Scores	**0**	**0.00 %**

bar	0	0.00 %
missed	5	23.81 %
on goal	6	28.57 %
blocked	10	47.62 %
Shots	**21**	
Scores	**0**	

bar	0	0.00 %
missed	3	21.43 %
blocked	5	35.71 %
on goal	6	42.86 %
Shots	**14**	
Scores	**2**	

© by Roman Koller (info@floorballstatistics.ch)

Shot Statistics

Kloten-Dietlikon Jets — 3rd Periode — Zug United

bar	0	0.00 %
blocked	0	0.00 %
missed	0	0.00 %
on goal	1	100.00 %
Shots	**1**	**5.26 %**
Scores	**0**	**0.00 %**

bar	0	0.00 %
blocked	0	0.00 %
missed	0	0.00 %
on goal	1	100.00 %
Shots	**1**	**5.26 %**
Scores	**0**	**0.00 %**

bar	0	0.00 %
blocked	0	0.00 %
missed	0	0.00 %
on goal	0	0.00 %
Shots	**0**	**0.00 %**
Scores	**0**	**0.00 %**

bar	0	0.00 %
blocked	0	0.00 %
missed	0	0.00 %
on goal	0	0.00 %
Shots	**0**	**0.00 %**
Scores	**0**	**0.00 %**

bar	0	0.00 %
blocked	0	0.00 %
missed	0	0.00 %
on goal	0	0.00 %
missed	1	100.00 %
Shots	**1**	**6.25 %**
Scores	**0**	**0.00 %**

bar	0	0.00 %
blocked	0	0.00 %
missed	0	0.00 %
on goal	0	0.00 %
Shots	**0**	**0.00 %**
Scores	**0**	**0.00 %**

bar	0	0.00 %
missed	2	25.00 %
blocked	3	37.50 %
on goal	3	37.50 %
Shots	**8**	**42.11 %**
Scores	**0**	**0.00 %**

bar	0	0.00 %
missed	1	16.67 %
on goal	2	33.33 %
blocked	3	50.00 %
Shots	**6**	**31.58 %**
Scores	**1**	**100.00 %**

bar	0	0.00 %
blocked	0	0.00 %
missed	0	0.00 %
on goal	0	0.00 %
Shots	**0**	**0.00 %**
Scores	**0**	**0.00 %**

bar	0	0.00 %
blocked	0	0.00 %
missed	0	0.00 %
on goal	3	100.00 %
Shots	**3**	**18.75 %**
Scores	**0**	**0.00 %**

bar	0	0.00 %
missed	0	0.00 %
blocked	2	40.00 %
on goal	3	60.00 %
Shots	**5**	**31.25 %**
Scores	**1**	**50.00 %**

bar	1	16.67 %
blocked	1	16.67 %
missed	1	16.67 %
on goal	3	50.00 %
Shots	**6**	**37.50 %**
Scores	**1**	**50.00 %**

bar	0	0.00 %
missed	0	0.00 %
on goal	0	0.00 %
blocked	1	100.00 %
Shots	**1**	**5.26 %**
Scores	**0**	**0.00 %**

bar	0	0.00 %
blocked	0	0.00 %
missed	1	50.00 %
on goal	1	50.00 %
Shots	**2**	**10.53 %**
Scores	**0**	**0.00 %**

bar	0	0.00 %
blocked	0	0.00 %
missed	0	0.00 %
on goal	0	0.00 %
Shots	**0**	**0.00 %**
Scores	**0**	**0.00 %**

bar	0	0.00 %
blocked	0	0.00 %
missed	0	0.00 %
on goal	0	0.00 %
Shots	**0**	**0.00 %**
Scores	**0**	**0.00 %**

bar	0	0.00 %
blocked	0	0.00 %
missed	0	0.00 %
on goal	0	0.00 %
Shots	**0**	**0.00 %**
Scores	**0**	**0.00 %**

bar	0	0.00 %
missed	4	21.05 %
blocked	7	36.84 %
on goal	8	42.11 %
Shots	**19**	
Scores	**1**	

bar	1	6.25 %
missed	2	12.50 %
blocked	4	25.00 %
on goal	9	56.25 %
Shots	**16**	
Scores	**2**	

© by Roman Koller (info@floorballstatistics.ch)

SWISS UNIHOCKEY

Supercup - Spielstatistik

Supercup Frauen

Halbfinal 2

UHV SKORPION EMMENTAL

vs

UNIHOCKEY Berner Oberland

die Mobiliar
LIDL
Stadt Zürich Sportamt
SWISSLOS Sportfonds Kanton Zürich
swiss unihockey
CONCORDIA
FAT PIPE
Kanton Zürich Sportamt
FLEUROPHome
TV24

Game Statistics

Ballbesitz

1. Drittel

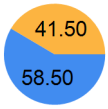

Skorps BEO

2. Drittel

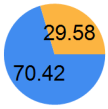

Skorps BEO

3. Drittel

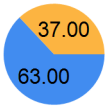

Skorps BEO

No Data Available

Gesamt

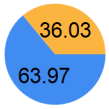

Skorps BEO

Skorpion Emmental Zollbrück		8	1	Unihockey Berner Oberland
	1.	2	0	
	2.	1	0	
	3.	5	1	
	Verl.	0	0	

Schussstatistik

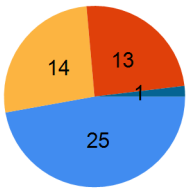

auf's Tor daneben geblockt Pfosten

	1.	2.	3.	Verl.	Total
auf's Tor	10	8	7	0	**25**
daneben	7	2	5	0	**14**
geblockt	2	5	6	0	**13**
Pfosten	1	0	0	0	**1**
	20	**15**	**18**	**0**	**53**

Präzision (%)	50.00	53.33	38.89	**47.17**
Effizienz (%)	20.00	12.50	71.43	**32.00**

Schussstatistik

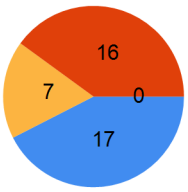

auf's Tor daneben geblockt Pfosten

	1.	2.	3.	Verl.	Total
auf's Tor	6	3	8	0	**17**
daneben	2	2	3	0	**7**
geblockt	6	4	6	0	**16**
Pfosten	0	0	0	0	**0**
	14	**9**	**17**	**0**	**40**

Präzision (%)	42.86	33.33	47.06	**42.50**
Effizienz (%)	0.00	0.00	12.50	**5.88**

Torhüter Statistik

	28 Helen Bircher	
	Schüsse	Gehalten
1.	6	6
	100.00%	
2.	3	3
	100.00%	
3.	8	7
	87.50%	
Verl.	0	0
	NaN	
Total	**17**	**16**
	94.12%	

Torhüter Statistik

	1 Ladina Töndury		76 Jeanine Bieri	
	Schüsse	Gehalten	Schüsse	Gehalten
1.	10	8	0	0
	80.00%		NaN	
2.	8	7	0	0
	87.50%		NaN	
3.	4	0	3	2
	0.00%		66.67%	
Verl.	0	0	0	0
	NaN		NaN	
Total	**22**	**15**	**3**	**2**
	68.18%		**66.67%**	

Strafzeitstatistik

	1.	2.	3.	Total	Tore
Überzahl	00:00	00:00	00:00	0	0
Unterzahl	00:00	00:00	01:13	01:13	0

Strafzeitstatistik

	1.	2.	3.	Total	Tore
Überzahl	00:00	00:00	01:13	01:13	1
Unterzahl	00:00	00:00	00:00	0	0

© by Roman Koller (info@floorballstatistics.ch)

Game Statistics

Spielverlauf

1. Drittel

Zeit	Resultat	Team	Situation	#	Spieler/in	#	Assist	Speed
01:22	1-0	Skorpion Emmental Zollbrück		5	Sonia Brechbühl	14	Lea Hanimann	0.00
06:10	2-0	Skorpion Emmental Zollbrück		26	Nathalie Spichiger	14	Lea Hanimann	0.00
16:32		Unihockey Berner Oberland	Verschossener Strafstoss	12	Lucie Řezáčová			0.00
16:32		Skorpion Emmental Zollbrück	Strafstoss	21	Aline Marti			

2. Drittel

Zeit	Resultat	Team	Situation	#	Spieler/in	#	Assist	Speed
21:36	3-0	Skorpion Emmental Zollbrück		14	Lea Hanimann	5	Sonia Brechbühl	0.00

3. Drittel

Zeit	Resultat	Team	Situation	#	Spieler/in	#	Assist	Speed
42:41	4-0	Skorpion Emmental Zollbrück		4	Lena Baumgartner	27	Sina Sturzenegger	0.00
47:02	5-0	Skorpion Emmental Zollbrück		26	Nathalie Spichiger	5	Sonia Brechbühl	0.00
47:29	6-0	Skorpion Emmental Zollbrück		11	Janine Thomi	27	Sina Sturzenegger	0.00
47:56	7-0	Skorpion Emmental Zollbrück		19	Michelle Gerber	65	Selma Bergmann	0.00
48:52		Skorpion Emmental Zollbrück	2' Wiederholte Vergehen	33	Kristýna Lechnerová			
50:05	7-1	Unihockey Berner Oberland	Überzahl	14	Sandrine Eggel	8	Vera Meer	0.00
55:52	8-1	Skorpion Emmental Zollbrück		21	Aline Marti	4	Lena Baumgartner	0.00

© by Roman Koller (info@floorballstatistics.ch)

Game Statistics

Skorpion Emmental Zollbrück	Plus/Minus			Schüsse				Tore		
Spieler/in	+	-	Bilanz	Total	auf's Tor	% auf's Tor	Effizienz (%)	erzielt	Assists	in %
2 Aeschbacher Sarah	4	1	3	0	0	0.00	0.00	0	0	0.00
3 Ritter Naja	1	0	1	2	0	0.00	0.00	0	0	0.00
4 Baumgartner Lena	3	0	3	2	1	50.00	100.00	1	1	12.50
5 Brechbühl Sonia	4	0	4	3	2	66.67	50.00	1	2	12.50
6 Byström Tindra	1	0	1	0	0	0.00	0.00	0	0	0.00
7 Thomi Marylin	4	1	3	3	0	0.00	0.00	0	0	0.00
10 Ekedahl Nova	1	1	0	4	3	75.00	0.00	0	0	0.00
11 Thomi Janine	3	0	3	5	3	60.00	33.33	1	0	12.50
14 Hanimann Lea	4	1	3	9	5	55.56	20.00	1	2	12.50
16 Siegenthaler Marla	0	0	0	0	0	0.00	0.00	0	0	0.00
17 Lüthi Selina	0	0	0	0	0	0.00	0.00	0	0	0.00
18 Siegrist Flavia	0	0	0	0	0	0.00	0.00	0	0	0.00
19 Gerber Michelle	1	0	1	2	1	50.00	100.00	1	0	12.50
20 Mai Leonie Soraya	0	0	0	0	0	0.00	0.00	0	0	0.00
21 Marti Aline	3	0	3	5	3	60.00	33.33	1	0	12.50
23 Bieri Jasmin	0	0	0	0	0	0.00	0.00	0	0	0.00
26 Spichiger Nathalie	4	0	4	11	6	54.55	33.33	2	0	25.00
27 Sturzenegger Sina	3	0	3	2	0	0.00	0.00	0	2	0.00
33 Lechnerová Kristýna	3	1	2	1	0	0.00	0.00	0	0	0.00
65 Bergmann Selma	1	0	1	4	1	25.00	0.00	0	1	0.00
	40	5		**53**	**25**	**47.17**	**32.00**			

Unihockey Berner Oberland	Plus/Minus			Schüsse				Tore		
Spieler/in	+	-	Bilanz	Total	auf's Tor	% auf's Tor	Effizienz (%)	erzielt	Assists	in %
2 Grossenbacher Melea	0	4	-4	4	1	25.00	0.00	0	0	0.00
6 Müller Andrea	1	2	-1	4	1	25.00	0.00	0	0	0.00
8 Meer Vera	1	2	-1	2	0	0.00	0.00	0	1	0.00
10 Soltermann Hannah	1	3	-2	0	0	0.00	0.00	0	0	0.00
11 Fäs Eliane	0	2	-2	0	0	0.00	0.00	0	0	0.00
12 Řezáčová Lucie	0	3	-3	5	2	40.00	0.00	0	0	0.00
14 Eggel Sandrine	1	6	-5	4	3	75.00	33.33	1	0	100.00
16 Wenger Karin	0	2	-2	0	0	0.00	0.00	0	0	0.00
17 Greber Patricia	1	2	-1	4	2	50.00	0.00	0	0	0.00
19 Pekárková Nikol	0	4	-4	2	2	100.00	0.00	0	0	0.00
21 Bieri Karin	0	2	-2	3	1	33.33	0.00	0	0	0.00
23 Klapitová Katarína	0	4	-4	1	1	100.00	0.00	0	0	0.00
26 Rutschi Jorina	0	0	0	2	1	50.00	0.00	0	0	0.00
30 Sollberger Jeanne	0	0	0	1	0	0.00	0.00	0	0	0.00
35 Zurbriggen Jelena	0	2	-2	8	3	37.50	0.00	0	0	0.00
83 Kormann Lisa	0	0	0	0	0	0.00	0.00	0	0	0.00
96 Zeller Carina	0	2	-2	0	0	0.00	0.00	0	0	0.00
	5	40		**40**	**17**	**42.50**	**5.88**			

© by Roman Koller (info@floorballstatistics.ch)

Shot Statistics

Skorpion Emmental Zollbrück

Overall

Unihockey Berner Oberland

bar	0	0.00 %
blocked	0	0.00 %
missed	0	0.00 %
on goal	0	0.00 %
Shots	**0**	**0.00 %**
Scores	**0**	**0.00 %**

bar	0	0.00 %
blocked	0	0.00 %
missed	1	12.50 %
on goal	7	87.50 %
Shots	**8**	**15.09 %**
Scores	**3**	**37.50 %**

bar	0	0.00 %
blocked	0	0.00 %
on goal	1	33.33 %
missed	2	66.67 %
Shots	**3**	**5.66 %**
Scores	**0**	**0.00 %**

bar	0	0.00 %
missed	2	22.22 %
blocked	3	33.33 %
on goal	4	44.44 %
Shots	**9**	**16.98 %**
Scores	**2**	**25.00 %**

bar	0	0.00 %
blocked	4	22.22 %
missed	6	33.33 %
on goal	8	44.44 %
Shots	**18**	**33.96 %**
Scores	**2**	**25.00 %**

bar	1	12.50 %
missed	1	12.50 %
blocked	2	25.00 %
on goal	4	50.00 %
Shots	**8**	**15.09 %**
Scores	**0**	**0.00 %**

bar	0	0.00 %
missed	0	0.00 %
on goal	0	0.00 %
blocked	1	100.00 %
Shots	**1**	**1.89 %**
Scores	**0**	**0.00 %**

bar	0	0.00 %
blocked	1	33.33 %
missed	1	33.33 %
on goal	1	33.33 %
Shots	**3**	**5.66 %**
Scores	**1**	**12.50 %**

bar	0	0.00 %
on goal	0	0.00 %
missed	1	33.33 %
blocked	2	66.67 %
Shots	**3**	**5.66 %**
Scores	**0**	**0.00 %**

bar	0	0.00 %
blocked	0	0.00 %
missed	0	0.00 %
on goal	0	0.00 %
Shots	**0**	**0.00 %**
Scores	**0**	**0.00 %**

bar	0	0.00 %
missed	0	0.00 %
blocked	1	25.00 %
on goal	3	75.00 %
Shots	**4**	**10.00 %**
Scores	**0**	**0.00 %**

bar	0	0.00 %
blocked	0	0.00 %
missed	0	0.00 %
on goal	0	0.00 %
Shots	**0**	**0.00 %**
Scores	**0**	**0.00 %**

bar	0	0.00 %
missed	1	20.00 %
on goal	1	20.00 %
blocked	3	60.00 %
Shots	**5**	**12.50 %**
Scores	**0**	**0.00 %**

bar	0	0.00 %
blocked	4	30.77 %
missed	4	30.77 %
on goal	5	38.46 %
Shots	**13**	**32.50 %**
Scores	**0**	**0.00 %**

bar	0	0.00 %
missed	1	6.25 %
on goal	7	43.75 %
blocked	8	50.00 %
Shots	**16**	**40.00 %**
Scores	**1**	**100.00 %**

bar	0	0.00 %
blocked	0	0.00 %
missed	0	0.00 %
on goal	0	0.00 %
Shots	**0**	**0.00 %**
Scores	**0**	**0.00 %**

bar	0	0.00 %
blocked	0	0.00 %
missed	0	0.00 %
on goal	1	100.00 %
Shots	**1**	**2.50 %**
Scores	**0**	**0.00 %**

bar	0	0.00 %
blocked	0	0.00 %
on goal	0	0.00 %
missed	1	100.00 %
Shots	**1**	**2.50 %**
Scores	**0**	**0.00 %**

bar	1	1.89 %
blocked	13	24.53 %
missed	14	26.42 %
on goal	25	47.17 %
Shots	**53**	
Scores	**8**	

bar	0	0.00 %
missed	7	17.50 %
blocked	16	40.00 %
on goal	17	42.50 %
Shots	**40**	
Scores	**1**	

© by Roman Koller (info@floorballstatistics.ch)

26.08.2023 19:06:59

Shot Statistics

Skorpion Emmental Zollbrück

1st Periode

Unihockey Berner Oberland

bar	0	0.00 %
blocked	0	0.00 %
missed	0	0.00 %
on goal	0	0.00 %
Shots	**0**	**0.00 %**
Scores	**0**	**0.00 %**

bar	0	0.00 %
blocked	0	0.00 %
missed	1	25.00 %
on goal	3	75.00 %
Shots	**4**	**20.00 %**
Scores	**1**	**50.00 %**

bar	0	0.00 %
blocked	0	0.00 %
on goal	0	0.00 %
missed	1	100.00 %
Shots	**1**	**5.00 %**
Scores	**0**	**0.00 %**

bar	0	0.00 %
missed	1	20.00 %
blocked	2	40.00 %
on goal	2	40.00 %
Shots	**5**	**25.00 %**
Scores	**1**	**50.00 %**

bar	0	0.00 %
blocked	0	0.00 %
missed	3	42.86 %
on goal	4	57.14 %
Shots	**7**	**35.00 %**
Scores	**0**	**0.00 %**

blocked	0	0.00 %
bar	1	33.33 %
missed	1	33.33 %
on goal	1	33.33 %
Shots	**3**	**15.00 %**
Scores	**0**	**0.00 %**

bar	0	0.00 %
blocked	0	0.00 %
missed	0	0.00 %
on goal	0	0.00 %
Shots	**0**	**0.00 %**
Scores	**0**	**0.00 %**

bar	0	0.00 %
blocked	0	0.00 %
missed	0	0.00 %
on goal	0	0.00 %
Shots	**0**	**0.00 %**
Scores	**0**	**0.00 %**

bar	0	0.00 %
blocked	0	0.00 %
missed	0	0.00 %
on goal	0	0.00 %
Shots	**0**	**0.00 %**
Scores	**0**	**0.00 %**

bar	0	0.00 %
blocked	0	0.00 %
missed	0	0.00 %
on goal	0	0.00 %
Shots	**0**	**0.00 %**
Scores	**0**	**0.00 %**

bar	0	0.00 %
blocked	0	0.00 %
missed	0	0.00 %
on goal	0	0.00 %
Shots	**0**	**0.00 %**
Scores	**0**	**0.00 %**

bar	0	0.00 %
missed	0	0.00 %
blocked	1	33.33 %
on goal	2	66.67 %
Shots	**3**	**21.43 %**
Scores	**0**	**0.00 %**

bar	0	0.00 %
blocked	0	0.00 %
missed	0	0.00 %
on goal	0	0.00 %
Shots	**0**	**0.00 %**
Scores	**0**	**0.00 %**

bar	0	0.00 %
on goal	0	0.00 %
missed	1	33.33 %
blocked	2	66.67 %
Shots	**3**	**21.43 %**
Scores	**0**	**0.00 %**

bar	0	0.00 %
blocked	0	0.00 %
missed	1	50.00 %
on goal	1	50.00 %
Shots	**2**	**14.29 %**
Scores	**0**	**0.00 %**

bar	0	0.00 %
missed	0	0.00 %
blocked	3	50.00 %
on goal	3	50.00 %
Shots	**6**	**42.86 %**
Scores	**0**	**0.00 %**

bar	0	0.00 %
blocked	0	0.00 %
missed	0	0.00 %
on goal	0	0.00 %
Shots	**0**	**0.00 %**
Scores	**0**	**0.00 %**

bar	0	0.00 %
blocked	0	0.00 %
missed	0	0.00 %
on goal	0	0.00 %
Shots	**0**	**0.00 %**
Scores	**0**	**0.00 %**

bar	0	0.00 %
blocked	0	0.00 %
missed	0	0.00 %
on goal	0	0.00 %
Shots	**0**	**0.00 %**
Scores	**0**	**0.00 %**

bar	1	5.00 %
blocked	2	10.00 %
missed	7	35.00 %
on goal	10	50.00 %
Shots	**20**	
Scores	**2**	

bar	0	0.00 %
missed	2	14.29 %
blocked	6	42.86 %
on goal	6	42.86 %
Shots	**14**	
Scores	**0**	

© by Roman Koller (info@floorballstatistics.ch)

26.08.2023 19:06:59

Shot Statistics

Skorpion Emmental Zollbrück

2nd Periode

Unihockey Berner Oberland

bar	0	0.00 %
blocked	0	0.00 %
missed	0	0.00 %
on goal	0	0.00 %
Shots	**0**	**0.00 %**
Scores	**0**	**0.00 %**

bar	0	0.00 %
blocked	0	0.00 %
missed	0	0.00 %
on goal	2	100.00 %
Shots	**2**	**13.33 %**
Scores	**1**	**100.00 %**

bar	0	0.00 %
blocked	0	0.00 %
missed	0	0.00 %
on goal	1	100.00 %
Shots	**1**	**6.67 %**
Scores	**0**	**0.00 %**

bar	0	0.00 %
blocked	0	0.00 %
missed	1	50.00 %
on goal	1	50.00 %
Shots	**2**	**13.33 %**
Scores	**0**	**0.00 %**

bar	0	0.00 %
missed	1	20.00 %
blocked	2	40.00 %
on goal	2	40.00 %
Shots	**5**	**33.33 %**
Scores	**0**	**0.00 %**

bar	0	0.00 %
blocked	0	0.00 %
missed	0	0.00 %
on goal	2	100.00 %
Shots	**2**	**13.33 %**
Scores	**0**	**0.00 %**

bar	0	0.00 %
missed	0	0.00 %
on goal	0	0.00 %
blocked	1	100.00 %
Shots	**1**	**6.67 %**
Scores	**0**	**0.00 %**

bar	0	0.00 %
blocked	0	0.00 %
missed	0	0.00 %
on goal	0	0.00 %
Shots	**0**	**0.00 %**
Scores	**0**	**0.00 %**

bar	0	0.00 %
missed	0	0.00 %
on goal	0	0.00 %
blocked	2	100.00 %
Shots	**2**	**13.33 %**
Scores	**0**	**0.00 %**

bar	0	0.00 %
missed	2	13.33 %
blocked	5	33.33 %
on goal	8	53.33 %
Shots	**15**	
Scores	**1**	

bar	0	0.00 %
blocked	0	0.00 %
missed	0	0.00 %
on goal	0	0.00 %
Shots	**0**	**0.00 %**
Scores	**0**	**0.00 %**

bar	0	0.00 %
blocked	0	0.00 %
missed	0	0.00 %
on goal	1	100.00 %
Shots	**1**	**11.11 %**
Scores	**0**	**0.00 %**

bar	0	0.00 %
blocked	0	0.00 %
missed	0	0.00 %
on goal	0	0.00 %
Shots	**0**	**0.00 %**
Scores	**0**	**0.00 %**

bar	0	0.00 %
missed	0	0.00 %
on goal	0	0.00 %
blocked	1	100.00 %
Shots	**1**	**11.11 %**
Scores	**0**	**0.00 %**

bar	0	0.00 %
blocked	1	33.33 %
missed	1	33.33 %
on goal	1	33.33 %
Shots	**3**	**33.33 %**
Scores	**0**	**0.00 %**

bar	0	0.00 %
missed	1	25.00 %
on goal	1	25.00 %
blocked	2	50.00 %
Shots	**4**	**44.44 %**
Scores	**0**	**0.00 %**

bar	0	0.00 %
blocked	0	0.00 %
missed	0	0.00 %
on goal	0	0.00 %
Shots	**0**	**0.00 %**
Scores	**0**	**0.00 %**

bar	0	0.00 %
blocked	0	0.00 %
missed	0	0.00 %
on goal	0	0.00 %
Shots	**0**	**0.00 %**
Scores	**0**	**0.00 %**

bar	0	0.00 %
blocked	0	0.00 %
missed	0	0.00 %
on goal	0	0.00 %
Shots	**0**	**0.00 %**
Scores	**0**	**0.00 %**

bar	0	0.00 %
missed	2	22.22 %
on goal	3	33.33 %
blocked	4	44.44 %
Shots	**9**	
Scores	**0**	

© by Roman Koller (info@floorballstatistics.ch)

26.08.2023 19:06:59

Shot Statistics

Skorpion Emmental Zollbrück

3rd Periode

Unihockey Berner Oberland

bar	0	0.00 %
blocked	0	0.00 %
missed	0	0.00 %
on goal	0	0.00 %
Shots	**0**	**0.00 %**
Scores	**0**	**0.00 %**

bar	0	0.00 %
blocked	0	0.00 %
missed	0	0.00 %
on goal	2	100.00 %
Shots	**2**	**11.11 %**
Scores	**1**	**20.00 %**

bar	0	0.00 %
blocked	0	0.00 %
on goal	0	0.00 %
missed	1	100.00 %
Shots	**1**	**5.56 %**
Scores	**0**	**0.00 %**

bar	0	0.00 %
missed	0	0.00 %
blocked	1	50.00 %
on goal	1	50.00 %
Shots	**2**	**11.11 %**
Scores	**1**	**20.00 %**

bar	0	0.00 %
blocked	2	33.33 %
missed	2	33.33 %
on goal	2	33.33 %
Shots	**6**	**33.33 %**
Scores	**2**	**40.00 %**

bar	0	0.00 %
missed	0	0.00 %
on goal	1	33.33 %
blocked	2	66.67 %
Shots	**3**	**16.67 %**
Scores	**0**	**0.00 %**

bar	0	0.00 %
blocked	0	0.00 %
missed	0	0.00 %
on goal	0	0.00 %
Shots	**0**	**0.00 %**
Scores	**0**	**0.00 %**

bar	0	0.00 %
blocked	1	33.33 %
missed	1	33.33 %
on goal	1	33.33 %
Shots	**3**	**16.67 %**
Scores	**1**	**20.00 %**

bar	0	0.00 %
blocked	0	0.00 %
on goal	0	0.00 %
missed	1	100.00 %
Shots	**1**	**5.56 %**
Scores	**0**	**0.00 %**

bar	0	0.00 %
missed	5	27.78 %
blocked	6	33.33 %
on goal	7	38.89 %
Shots	**18**	
Scores	**5**	

bar	0	0.00 %
blocked	0	0.00 %
missed	0	0.00 %
on goal	0	0.00 %
Shots	**0**	**0.00 %**
Scores	**0**	**0.00 %**

bar	0	0.00 %
blocked	0	0.00 %
missed	0	0.00 %
on goal	0	0.00 %
Shots	**0**	**0.00 %**
Scores	**0**	**0.00 %**

bar	0	0.00 %
blocked	0	0.00 %
missed	0	0.00 %
on goal	0	0.00 %
Shots	**0**	**0.00 %**
Scores	**0**	**0.00 %**

bar	0	0.00 %
missed	0	0.00 %
blocked	0	0.00 %
on goal	1	100.00 %
Shots	**1**	**5.88 %**
Scores	**0**	**0.00 %**

bar	0	0.00 %
missed	2	25.00 %
blocked	3	37.50 %
on goal	3	37.50 %
Shots	**8**	**47.06 %**
Scores	**0**	**0.00 %**

bar	0	0.00 %
missed	0	0.00 %
blocked	3	50.00 %
on goal	3	50.00 %
Shots	**6**	**35.29 %**
Scores	**1**	**100.00 %**

bar	0	0.00 %
blocked	0	0.00 %
missed	0	0.00 %
on goal	0	0.00 %
Shots	**0**	**0.00 %**
Scores	**0**	**0.00 %**

bar	0	0.00 %
blocked	0	0.00 %
missed	0	0.00 %
on goal	1	100.00 %
Shots	**1**	**5.88 %**
Scores	**0**	**0.00 %**

bar	0	0.00 %
blocked	0	0.00 %
on goal	0	0.00 %
missed	1	100.00 %
Shots	**1**	**5.88 %**
Scores	**0**	**0.00 %**

bar	0	0.00 %
missed	3	17.65 %
blocked	6	35.29 %
on goal	8	47.06 %
Shots	**17**	
Scores	**1**	

© by Roman Koller (info@floorballstatistics.ch)