SWISS UNIHOCKEY

Supercup - Eventstatistik

Supercup Frauen

UHV SKORPION EMMENTAL

JETS KLOTEN-DIETLIKON

UNIHOCKEY Berner Oberland

die Mobiliar
LIDL
Stadt Zürich Sportamt
SWISSLOS Sportfonds Kanton Zürich
swiss unihockey
CONCORDIA
FAT PIPE
Kanton Zürich Sportamt
FLEUROPHome
TV24

Event Statistics

Spiele

26.08.2023	Partie	Zuschauer	in %	Resultat	Dauer
10:30	Kloten-Dietlikon Jets - Zug United	384	22.27	2 : 7	01:50:00
16:30	Skorpion Emmental Zollbrück - Unihockey Berner Oberland	467	27.09	8 : 1	01:42:00
	Tagesschnitt	**426**	**49.36**		

27.08.2023	Partie	Zuschauer	in %	Resultat	Dauer
16:00	Zug United - Skorpion Emmental Zollbrück	873	50.64	5 : 4	01:55:00
	Tagesschnitt	**873**	**50.64**		
	Eventschnitt	**575**			

© by Roman Koller (info@floorballstatistics.ch)

Event Statistics

Team Statistik	Spiele	Schüsse				Tore		Bullies			Strafen		
Team	gespielt	Total	auf's Tor	% auf's Tor	Effizienz (%)	erzielt	in %	Total	gewonnen	in %	Total (min)	in %	Total (Min eff)
Kloten-Dietlikon Jets	1	57	21	36.84	9.52	2	7.41	13	1	7.69	0	0.00	00:01:21
Skorpion Emmental Zollbrück	2	111	48	43.24	25.00	12	44.44	30	9	30.00	4	50.00	00:03:13
Unihockey Berner Oberland	1	40	17	42.50	5.88	1	3.70	15	11	73.33	0	0.00	00:00:00
Zug United	2	97	48	49.48	25.00	12	44.44	26	20	76.92	4	50.00	00:03:35
		305	**134**	**43.93**	**20.15**	**27**		**84**			**8**		

© by Roman Koller (info@floorballstatistics.ch)

Event Statistics

Skorpion Emmental Zollbrück

	Tore erzielt	Tore erhalten	Strafminuten
Teamübersicht	12	6	4

	Spiele	Plus/Minus					Schüsse				Tore			Bullies			Strafen	
Spieler/in	gespielt	+	-	Bilanz	+ in %	- in %	Total	auf's Tor	% auf's Tor	Effizienz (%)	erzielt	Assists	in %	Total	gewonnen	in %	Total (min)	in %
5 Brechbühl Sonia	2	7	2	5	58.33	33.33	8	6	75.00	33.33	2	2	16.67	0	0	0.00	0	0.00
26 Spichiger Nathalie	2	7	2	5	58.33	33.33	20	7	35.00	28.57	2	2	16.67	4	4	100.00	0	0.00
14 Hanimann Lea	2	7	3	4	58.33	50.00	17	10	58.82	20.00	2	2	16.67	1	0	0.00	0	0.00
4 Baumgartner Lena	2	4	1	3	33.33	16.67	4	2	50.00	100.00	2	1	16.67	0	0	0.00	0	0.00
7 Thomi Marylin	2	6	2	4	50.00	33.33	7	2	28.57	50.00	1	1	8.33	0	0	0.00	0	0.00
27 Sturzenegger Sina	2	4	2	2	33.33	33.33	7	1	14.29	0.00	0	2	0.00	1	0	0.00	0	0.00
65 Bergmann Selma	2	2	2	0	16.67	33.33	10	3	30.00	0.00	0	2	0.00	9	3	33.33	0	0.00
19 Gerber Michelle	2	1	1	0	8.33	16.67	4	1	25.00	100.00	1	0	8.33	2	0	0.00	0	0.00
11 Thomi Janine	2	3	1	2	25.00	16.67	6	4	66.67	25.00	1	0	8.33	7	1	14.29	0	0.00
21 Marti Aline	2	4	2	2	33.33	33.33	7	5	71.43	20.00	1	0	8.33	0	0	0.00	2	50.00
2 Aeschbacher Sarah	2	5	2	3	41.67	33.33	0	0	0.00	0.00	0	0	0.00	0	0	0.00	0	0.00
3 Ritter Naja	2	4	2	2	33.33	33.33	3	0	0.00	0.00	0	0	0.00	0	0	0.00	0	0.00
6 Byström Tindra	2	2	2	0	16.67	33.33	4	0	0.00	0.00	0	0	0.00	4	0	0.00	0	0.00
10 Ekedahl Nova	2	1	2	-1	8.33	33.33	7	4	57.14	0.00	0	0	0.00	0	0	0.00	0	0.00
16 Siegenthaler Marla	2	0	1	-1	0.00	16.67	5	3	60.00	0.00	0	0	0.00	1	1	100.00	0	0.00
17 Lüthi Selina	2	0	0	0	0.00	0.00	0	0	0.00	0.00	0	0	0.00	0	0	0.00	0	0.00
18 Siegrist Flavia	2	0	0	0	0.00	0.00	0	0	0.00	0.00	0	0	0.00	0	0	0.00	0	0.00
20 Mai Leonie Soraya	2	0	0	0	0.00	0.00	0	0	0.00	0.00	0	0	0.00	0	0	0.00	0	0.00
23 Bieri Jasmin	2	0	0	0	0.00	0.00	0	0	0.00	0.00	0	0	0.00	0	0	0.00	0	0.00
33 Lechnerová Kristýna	2	3	3	0	25.00	50.00	2	0	0.00	0.00	0	0	0.00	1	0	0.00	2	50.00
							111	**48**	**43.24**	**25.00**				**30**	**9**	**30.00**	**4**	

© by Roman Koller (info@floorballstatistics.ch)

Event Statistics

Skorpion Emmental Zollbrück

bar	0	0.00 %
blocked	0	0.00 %
missed	0	0.00 %
on goal	2	100.00 %
Shots	**2**	**1.80 %**
Scores	**0**	**0.00 %**

bar	0	0.00 %
blocked	1	5.88 %
missed	3	17.65 %
on goal	13	76.47 %
Shots	**17**	**15.32 %**
Scores	**5**	**41.67 %**

bar	0	0.00 %
blocked	0	0.00 %
missed	2	28.57 %
on goal	5	71.43 %
Shots	**7**	**6.31 %**
Scores	**1**	**8.33 %**

Total on Goal	2
Total Shots	2
Total Scores	0
Precision	**100.00 %**
Efficency	**0.00 %**

Total on Goal	13
Total Shots	17
Total Scores	5
Precision	**76.47 %**
Efficency	**38.46 %**

Total on Goal	5
Total Shots	7
Total Scores	1
Precision	**71.43 %**
Efficency	**20.00 %**

bar	0	0.00 %
missed	4	23.53 %
on goal	6	35.29 %
blocked	7	41.18 %
Shots	**17**	**15.32 %**
Scores	**3**	**25.00 %**

bar	0	0.00 %
missed	8	27.59 %
blocked	9	31.03 %
on goal	12	41.38 %
Shots	**29**	**26.13 %**
Scores	**2**	**16.67 %**

bar	1	4.35 %
missed	5	21.74 %
on goal	7	30.43 %
blocked	10	43.48 %
Shots	**23**	**20.72 %**
Scores	**0**	**0.00 %**

Total on Goal	6
Total Shots	17
Total Scores	3
Precision	**35.29 %**
Efficency	**50.00 %**

Total on Goal	12
Total Shots	29
Total Scores	2
Precision	**41.38 %**
Efficency	**16.67 %**

Total on Goal	7
Total Shots	23
Total Scores	0
Precision	**30.43 %**
Efficency	**0.00 %**

bar	0	0.00 %
on goal	1	20.00 %
blocked	2	40.00 %
missed	2	40.00 %
Shots	**5**	**4.50 %**
Scores	**0**	**0.00 %**

bar	0	0.00 %
missed	2	28.57 %
on goal	2	28.57 %
blocked	3	42.86 %
Shots	**7**	**6.31 %**
Scores	**1**	**8.33 %**

bar	0	0.00 %
on goal	0	0.00 %
missed	1	25.00 %
blocked	3	75.00 %
Shots	**4**	**3.60 %**
Scores	**0**	**0.00 %**

Total on Goal	1
Total Shots	5
Total Scores	0
Precision	**20.00 %**
Efficency	**0.00 %**

Total on Goal	2
Total Shots	7
Total Scores	1
Precision	**28.57 %**
Efficency	**50.00 %**

Total on Goal	0
Total Shots	4
Total Scores	0
Precision	**0.00 %**
Efficency	**NaN**

bar	1	0.90 %
missed	27	24.32 %
blocked	35	31.53 %
on goal	48	43.24 %
Shots	**111**	
Scores	**12**	

Total on Goal	48
Total Shots	111
Total Scores	12
Precision	**43.24 %**
Efficency	**25.00 %**

© by Roman Koller (info@floorballstatistics.ch)

Event Statistics

Schussverteilung und Schüsse auf's Tor

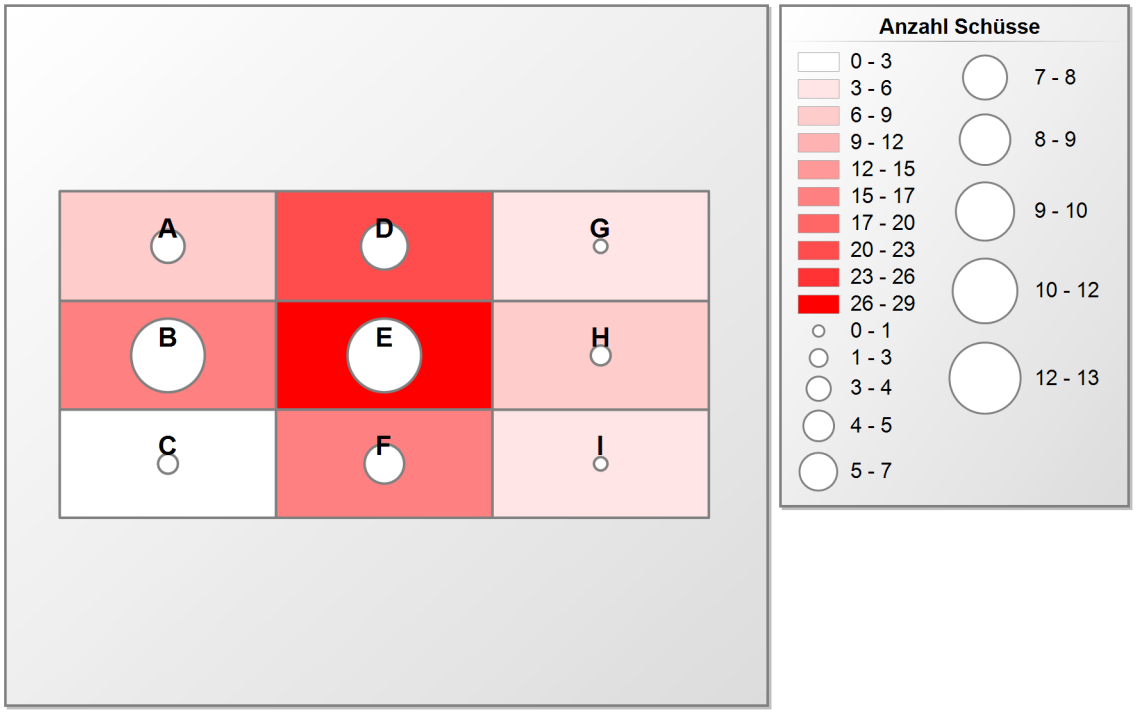

Zone (Fields)	A	B	C	D	E	F	G	H	I	Total
Total	7	17	2	23	29	17	4	7	5	111
on Goal (Circles)	5	13	2	7	12	6	0	2	1	48

© by Roman Koller (info@floorballstatistics.ch)

Event Statistics

Kloten-Dietlikon Jets

	Tore erzielt	Tore erhalten	Strafminuten
Teamübersicht	2	7	0

	Spiele	Plus/Minus					Schüsse				Tore			Bullies			Strafen	
Spieler/in	gespielt	+	-	Bilanz	+ in %	- in %	Total	auf's Tor	% auf's Tor	Effizienz (%)	erzielt	Assists	in %	Total	gewonnen	in %	Total (min)	in %
28 Piispa Sara	1	2	2	0	100.00	28.57	4	1	25.00	100.00	1	0	50.00	0	0	0.00	0	0.00
15 Rüegger Sindy	1	2	2	0	100.00	28.57	8	4	50.00	25.00	1	0	50.00	1	0	0.00	0	0.00
5 Gämperli Andrea	1	2	3	-1	100.00	42.86	10	3	30.00	0.00	0	1	0.00	6	0	0.00	0	0.00
17 Metzger Nina	1	2	3	-1	100.00	42.86	1	1	100.00	0.00	0	1	0.00	0	0	0.00	0	0.00
2 Wieland Leonie	1	0	4	-4	0.00	57.14	10	4	40.00	0.00	0	0	0.00	0	0	0.00	0	0.00
7 Ediz Laila	1	0	5	-5	0.00	71.43	7	3	42.86	0.00	0	0	0.00	5	1	20.00	0	0.00
11 Geiser Seraphine	1	0	0	0	0.00	0.00	0	0	0.00	0.00	0	0	0.00	0	0	0.00	0	0.00
14 Bertini Chiara	1	0	4	-4	0.00	57.14	5	2	40.00	0.00	0	0	0.00	0	0	0.00	0	0.00
19 Überschlag Noomi	1	0	0	0	0.00	0.00	0	0	0.00	0.00	0	0	0.00	0	0	0.00	0	0.00
21 Inderbitzin Yasmin	1	0	0	0	0.00	0.00	0	0	0.00	0.00	0	0	0.00	0	0	0.00	0	0.00
23 Sundberg Ida	1	2	3	-1	100.00	42.86	2	0	0.00	0.00	0	0	0.00	0	0	0.00	0	0.00
24 Niederberger Ronja	1	0	0	0	0.00	0.00	0	0	0.00	0.00	0	0	0.00	0	0	0.00	0	0.00
25 Behluli Gentiana	1	0	1	-1	0.00	14.29	1	0	0.00	0.00	0	0	0.00	0	0	0.00	0	0.00
26 Stettler Céline	1	0	6	-6	0.00	85.71	4	2	50.00	0.00	0	0	0.00	0	0	0.00	0	0.00
31 Wick Marcia	1	0	4	-4	0.00	57.14	5	1	20.00	0.00	0	0	0.00	1	0	0.00	0	0.00
37 Larsson Linn	1	0	0	0	0.00	0.00	0	0	0.00	0.00	0	0	0.00	0	0	0.00	0	0.00
63 Mikkola Taimi	1	0	0	0	0.00	0.00	0	0	0.00	0.00	0	0	0.00	0	0	0.00	0	0.00
71 Renz Chantal	1	0	0	0	0.00	0.00	0	0	0.00	0.00	0	0	0.00	0	0	0.00	0	0.00
72 Suter Lea	1	0	0	0	0.00	0.00	0	0	0.00	0.00	0	0	0.00	0	0	0.00	0	0.00
84 Schmuki Vanessa	1	0	0	0	0.00	0.00	0	0	0.00	0.00	0	0	0.00	0	0	0.00	0	0.00
							57	**21**	**36.84**	**9.52**				**13**	**1**	**7.69**	**0**	

© by Roman Koller (info@floorballstatistics.ch)

Event Statistics

Kloten-Dietlikon Jets

bar	0	0.00 %
missed	0	0.00 %
blocked	1	50.00 %
on goal	1	50.00 %
Shots	**2**	**3.51 %**
Scores	**0**	**0.00 %**

bar	0	0.00 %
missed	3	23.08 %
blocked	4	30.77 %
on goal	6	46.15 %
Shots	**13**	**22.81 %**
Scores	**0**	**0.00 %**

bar	0	0.00 %
blocked	0	0.00 %
missed	0	0.00 %
on goal	0	0.00 %
Shots	**0**	**0.00 %**
Scores	**0**	**0.00 %**

Total on Goal	1
Total Shots	2
Total Scores	0
Precision	**50.00 %**
Efficency	**0.00 %**

Total on Goal	6
Total Shots	13
Total Scores	0
Precision	**46.15 %**
Efficency	**0.00 %**

Total on Goal	0
Total Shots	0
Total Scores	0
Precision	**NaN**
Efficency	**NaN**

bar	0	0.00 %
blocked	4	30.77 %
missed	4	30.77 %
on goal	5	38.46 %
Shots	**13**	**22.81 %**
Scores	**0**	**0.00 %**

bar	0	0.00 %
missed	4	17.39 %
on goal	7	30.43 %
blocked	12	52.17 %
Shots	**23**	**40.35 %**
Scores	**2**	**100.00 %**

bar	0	0.00 %
missed	0	0.00 %
blocked	1	50.00 %
on goal	1	50.00 %
Shots	**2**	**3.51 %**
Scores	**0**	**0.00 %**

Total on Goal	5
Total Shots	13
Total Scores	0
Precision	**38.46 %**
Efficency	**0.00 %**

Total on Goal	7
Total Shots	23
Total Scores	2
Precision	**30.43 %**
Efficency	**28.57 %**

Total on Goal	1
Total Shots	2
Total Scores	0
Precision	**50.00 %**
Efficency	**0.00 %**

bar	0	0.00 %
missed	0	0.00 %
on goal	0	0.00 %
blocked	1	100.00 %
Shots	**1**	**1.75 %**
Scores	**0**	**0.00 %**

bar	0	0.00 %
blocked	0	0.00 %
on goal	1	33.33 %
missed	2	66.67 %
Shots	**3**	**5.26 %**
Scores	**0**	**0.00 %**

bar	0	0.00 %
blocked	0	0.00 %
missed	0	0.00 %
on goal	0	0.00 %
Shots	**0**	**0.00 %**
Scores	**0**	**0.00 %**

Total on Goal	0
Total Shots	1
Total Scores	0
Precision	**0.00 %**
Efficency	**NaN**

Total on Goal	1
Total Shots	3
Total Scores	0
Precision	**33.33 %**
Efficency	**0.00 %**

Total on Goal	0
Total Shots	0
Total Scores	0
Precision	**NaN**
Efficency	**NaN**

bar	0	0.00 %
missed	13	22.81 %
on goal	21	36.84 %
blocked	23	40.35 %
Shots	**57**	
Scores	**2**	

Total on Goal	21
Total Shots	57
Total Scores	2
Precision	**36.84 %**
Efficency	**9.52 %**

© by Roman Koller (info@floorballstatistics.ch)

Event Statistics

Schussverteilung und Schüsse auf's Tor

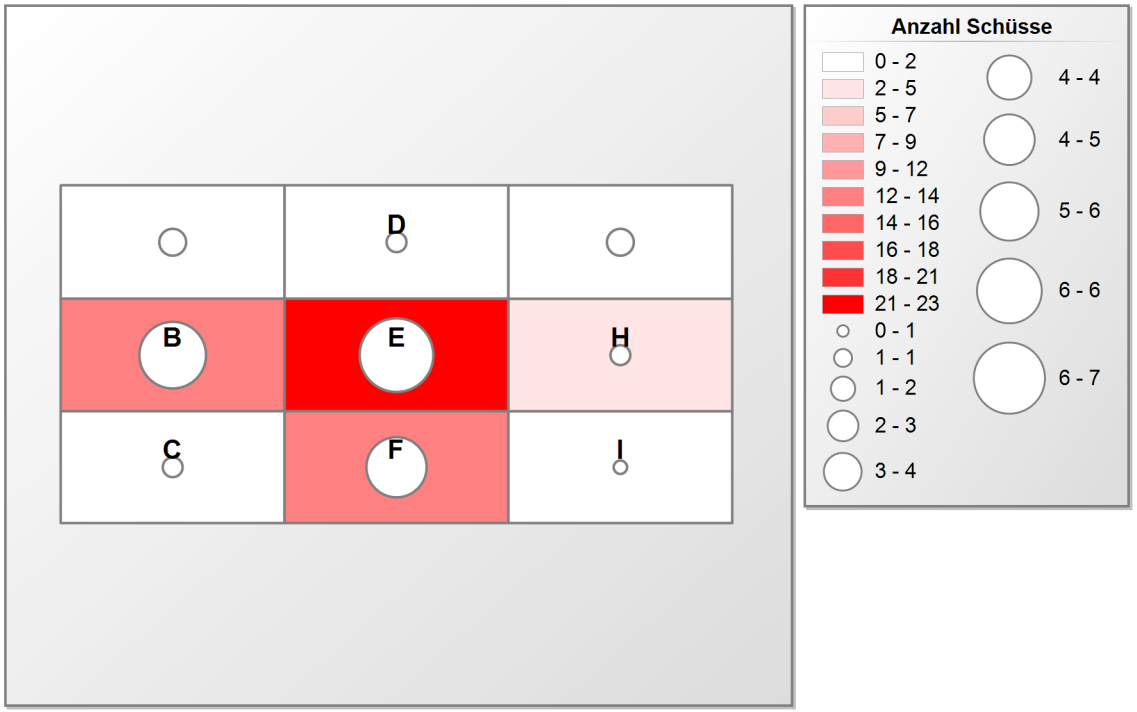

Zone (Fields)	B	C	D	E	F	H	I	Total
Total	13	2	2	23	13	3	1	57
on Goal (Circles)	6	1	1	7	5	1	0	21

© by Roman Koller (info@floorballstatistics.ch)

Event Statistics

Zug United

	Tore erzielt	Tore erhalten	Strafminuten
Teamübersicht	12	6	4

	Spiele	Plus/Minus					Schüsse				Tore			Bullies			Strafen	
Spieler/in	gespielt	+	-	Bilanz	+ in %	- in %	Total	auf's Tor	% auf's Tor	Effizienz (%)	erzielt	Assists	in %	Total	gewonnen	in %	Total (min)	in %
24 Ratajová Denisa	2	7	2	5	58.33	33.33	16	6	37.50	33.33	2	3	16.67	7	4	57.14	0	0.00
22 Řepková Martina	2	7	2	5	58.33	33.33	13	7	53.85	28.57	2	2	16.67	0	0	0.00	0	0.00
25 Šupáková Ivana	2	7	2	5	58.33	33.33	9	6	66.67	50.00	3	0	25.00	1	1	100.00	2	50.00
33 Bichsel Ronja	2	3	3	0	25.00	50.00	5	3	60.00	66.67	2	1	16.67	0	0	0.00	0	0.00
23 Gerig Isabelle	2	5	4	1	41.67	66.67	21	11	52.38	9.09	1	2	8.33	4	3	75.00	0	0.00
21 Rüttimann Corin	2	5	3	2	41.67	50.00	15	8	53.33	12.50	1	1	8.33	10	10	100.00	0	0.00
12 Müller Salome	2	2	0	2	16.67	0.00	2	1	50.00	100.00	1	0	8.33	3	2	66.67	0	0.00
6 Hedlund Emma	2	6	1	5	50.00	16.67	5	2	40.00	0.00	0	1	0.00	0	0	0.00	0	0.00
19 Gemperle Romana	2	1	0	1	8.33	0.00	2	0	0.00	0.00	0	1	0.00	0	0	0.00	0	0.00
2 Knüsel Vivienne	2	0	0	0	0.00	0.00	0	0	0.00	0.00	0	0	0.00	0	0	0.00	0	0.00
8 Horvath Mira	2	1	1	0	8.33	16.67	0	0	0.00	0.00	0	0	0.00	0	0	0.00	2	50.00
10 Herzog Olivia	2	1	0	1	8.33	0.00	1	0	0.00	0.00	0	0	0.00	0	0	0.00	0	0.00
11 Anderegg Noemi	2	4	4	0	33.33	66.67	0	0	0.00	0.00	0	0	0.00	1	0	0.00	0	0.00
14 Burkhardt Stefanie	2	0	0	0	0.00	0.00	1	1	100.00	0.00	0	0	0.00	0	0	0.00	0	0.00
16 Kistler Noemi	2	4	4	0	33.33	66.67	2	1	50.00	0.00	0	0	0.00	0	0	0.00	0	0.00
42 Hoorn Rhea	2	1	0	1	8.33	0.00	1	1	100.00	0.00	0	0	0.00	0	0	0.00	0	0.00
43 Härdi Ivana	2	0	1	-1	0.00	16.67	1	0	0.00	0.00	0	0	0.00	0	0	0.00	0	0.00
44 Noga Weronika	2	6	3	3	50.00	50.00	3	1	33.33	0.00	0	0	0.00	0	0	0.00	0	0.00
89 Ott Sabrina	2	0	0	0	0.00	0.00	0	0	0.00	0.00	0	0	0.00	0	0	0.00	0	0.00
							97	**48**	**49.48**	**25.00**				**26**	**20**	**76.92**	**4**	

© by Roman Koller (info@floorballstatistics.ch)

Event Statistics

Zug United

bar	0	0.00 %
on goal	0	0.00 %
blocked	1	50.00 %
missed	1	50.00 %
Shots	**2**	**2.06 %**
Scores	**0**	**0.00 %**

bar	0	0.00 %
blocked	1	9.09 %
missed	1	9.09 %
on goal	9	81.82 %
Shots	**11**	**11.34 %**
Scores	**2**	**16.67 %**

bar	0	0.00 %
blocked	0	0.00 %
missed	1	25.00 %
on goal	3	75.00 %
Shots	**4**	**4.12 %**
Scores	**0**	**0.00 %**

Total on Goal	0
Total Shots	2
Total Scores	0
Precision	**0.00 %**
Efficency	**NaN**

Total on Goal	9
Total Shots	11
Total Scores	2
Precision	**81.82 %**
Efficency	**22.22 %**

Total on Goal	3
Total Shots	4
Total Scores	0
Precision	**75.00 %**
Efficency	**0.00 %**

bar	0	0.00 %
missed	1	7.14 %
blocked	6	42.86 %
on goal	7	50.00 %
Shots	**14**	**14.43 %**
Scores	**1**	**8.33 %**

bar	0	0.00 %
missed	5	13.51 %
blocked	14	37.84 %
on goal	18	48.65 %
Shots	**37**	**38.14 %**
Scores	**6**	**50.00 %**

bar	1	5.26 %
missed	4	21.05 %
blocked	6	31.58 %
on goal	8	42.11 %
Shots	**19**	**19.59 %**
Scores	**3**	**25.00 %**

Total on Goal	7
Total Shots	14
Total Scores	1
Precision	**50.00 %**
Efficency	**14.29 %**

Total on Goal	18
Total Shots	37
Total Scores	6
Precision	**48.65 %**
Efficency	**33.33 %**

Total on Goal	8
Total Shots	19
Total Scores	3
Precision	**42.11 %**
Efficency	**37.50 %**

bar	0	0.00 %
missed	0	0.00 %
on goal	0	0.00 %
blocked	1	100.00 %
Shots	**1**	**1.03 %**
Scores	**0**	**0.00 %**

bar	0	0.00 %
on goal	0	0.00 %
missed	2	40.00 %
blocked	3	60.00 %
Shots	**5**	**5.15 %**
Scores	**0**	**0.00 %**

bar	0	0.00 %
missed	0	0.00 %
blocked	1	25.00 %
on goal	3	75.00 %
Shots	**4**	**4.12 %**
Scores	**0**	**0.00 %**

Total on Goal	0
Total Shots	1
Total Scores	0
Precision	**0.00 %**
Efficency	**NaN**

Total on Goal	0
Total Shots	5
Total Scores	0
Precision	**0.00 %**
Efficency	**NaN**

Total on Goal	3
Total Shots	4
Total Scores	0
Precision	**75.00 %**
Efficency	**0.00 %**

bar	1	1.03 %
missed	15	15.46 %
blocked	33	34.02 %
on goal	48	49.48 %
Shots	**97**	
Scores	**12**	

Total on Goal	48
Total Shots	97
Total Scores	12
Precision	**49.48 %**
Efficency	**25.00 %**

© by Roman Koller (info@floorballstatistics.ch)

Event Statistics

Schussverteilung und Schüsse auf's Tor

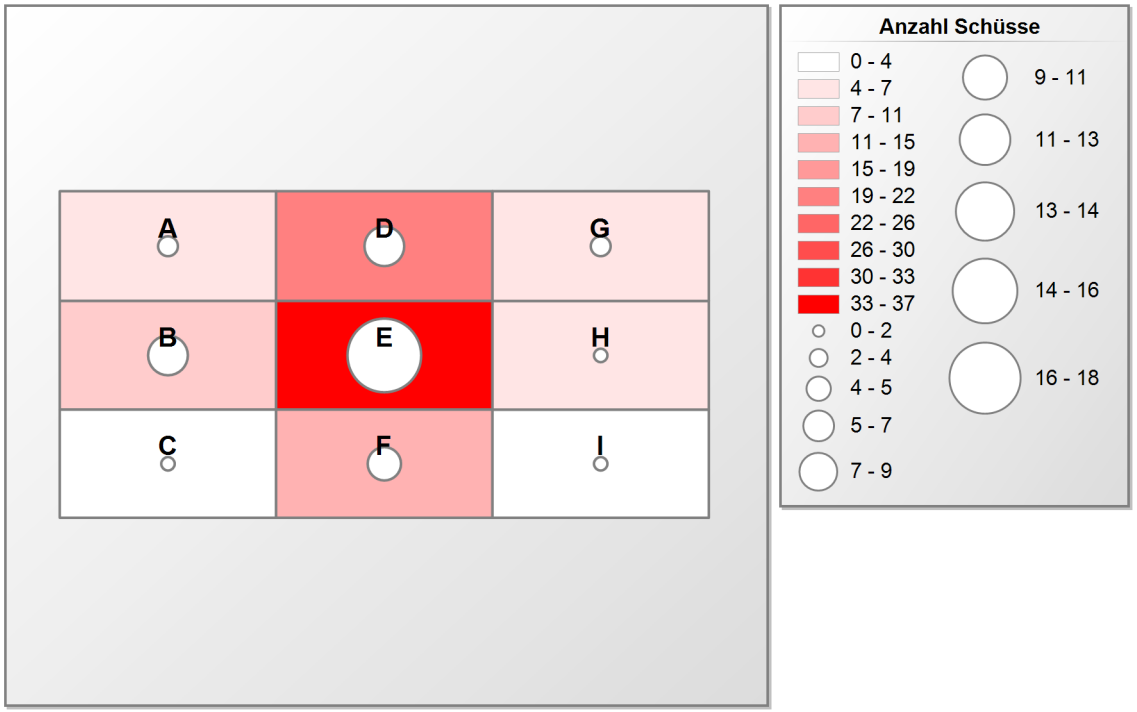

Zone (Fields)	A	B	C	D	E	F	G	H	I	Total
Total	4	11	2	19	37	14	4	5	1	97
on Goal (Circles)	3	9	0	8	18	7	3	0	0	48

© by Roman Koller (info@floorballstatistics.ch)

Event Statistics

Unihockey Berner Oberland

	Tore erzielt	Tore erhalten	Strafminuten
Teamübersicht	1	8	0

	Spiele	Plus/Minus					Schüsse				Tore			Bullies			Strafen	
Spieler/in	gespielt	+	-	Bilanz	+ in %	- in %	Total	auf's Tor	% auf's Tor	Effizienz (%)	erzielt	Assists	in %	Total	gewonnen	in %	Total (min)	in %
14 Eggel Sandrine	1	1	6	-5	100.00	75.00	4	3	75.00	33.33	1	0	100.00	0	0	0.00	0	0.00
8 Meer Vera	1	1	2	-1	100.00	25.00	2	0	0.00	0.00	0	1	0.00	5	5	100.00	0	0.00
2 Grossenbacher Melea	1	0	4	-4	0.00	50.00	4	1	25.00	0.00	0	0	0.00	0	0	0.00	0	0.00
6 Müller Andrea	1	1	2	-1	100.00	25.00	4	1	25.00	0.00	0	0	0.00	0	0	0.00	0	0.00
10 Soltermann Hannah	1	1	3	-2	100.00	37.50	0	0	0.00	0.00	0	0	0.00	0	0	0.00	0	0.00
11 Fäs Eliane	1	0	2	-2	0.00	25.00	0	0	0.00	0.00	0	0	0.00	0	0	0.00	0	0.00
12 Řezáčová Lucie	1	0	3	-3	0.00	37.50	5	2	40.00	0.00	0	0	0.00	2	1	50.00	0	0.00
16 Wenger Karin	1	0	2	-2	0.00	25.00	0	0	0.00	0.00	0	0	0.00	1	1	100.00	0	0.00
17 Greber Patricia	1	1	2	-1	100.00	25.00	4	2	50.00	0.00	0	0	0.00	0	0	0.00	0	0.00
19 Pekárková Nikol	1	0	4	-4	0.00	50.00	2	2	100.00	0.00	0	0	0.00	1	1	100.00	0	0.00
21 Bieri Karin	1	0	2	-2	0.00	25.00	3	1	33.33	0.00	0	0	0.00	0	0	0.00	0	0.00
23 Klapitová Katarína	1	0	4	-4	0.00	50.00	1	1	100.00	0.00	0	0	0.00	0	0	0.00	0	0.00
26 Rutschi Jorina	1	0	0	0	0.00	0.00	2	1	50.00	0.00	0	0	0.00	3	1	33.33	0	0.00
30 Sollberger Jeanne	1	0	0	0	0.00	0.00	1	0	0.00	0.00	0	0	0.00	0	0	0.00	0	0.00
35 Zurbriggen Jelena	1	0	2	-2	0.00	25.00	8	3	37.50	0.00	0	0	0.00	0	0	0.00	0	0.00
83 Kormann Lisa	1	0	0	0	0.00	0.00	0	0	0.00	0.00	0	0	0.00	3	2	66.67	0	0.00
96 Zeller Carina	1	0	2	-2	0.00	25.00	0	0	0.00	0.00	0	0	0.00	0	0	0.00	0	0.00
							40	**17**	**42.50**	**5.88**				**15**	**11**	**73.33**	**0**	

© by Roman Koller (info@floorballstatistics.ch)

Event Statistics

Unihockey Berner Oberland

bar	0	0.00 %
blocked	0	0.00 %
missed	0	0.00 %
on goal	0	0.00 %
Shots	**0**	**0.00 %**
Scores	**0**	**0.00 %**

bar	0	0.00 %
missed	0	0.00 %
blocked	1	25.00 %
on goal	3	75.00 %
Shots	**4**	**10.00 %**
Scores	**0**	**0.00 %**

bar	0	0.00 %
blocked	0	0.00 %
missed	0	0.00 %
on goal	0	0.00 %
Shots	**0**	**0.00 %**
Scores	**0**	**0.00 %**

Total on Goal	0	
Total Shots	0	
Total Scores	0	
Precision	**NaN**	
Efficency	**NaN**	

Total on Goal	3	
Total Shots	4	
Total Scores	0	
Precision	**75.00 %**	
Efficency	**0.00 %**	

Total on Goal	0	
Total Shots	0	
Total Scores	0	
Precision	**NaN**	
Efficency	**NaN**	

bar	0	0.00 %
missed	1	20.00 %
on goal	1	20.00 %
blocked	3	60.00 %
Shots	**5**	**12.50 %**
Scores	**0**	**0.00 %**

bar	0	0.00 %
blocked	4	30.77 %
missed	4	30.77 %
on goal	5	38.46 %
Shots	**13**	**32.50 %**
Scores	**0**	**0.00 %**

bar	0	0.00 %
missed	1	6.25 %
on goal	7	43.75 %
blocked	8	50.00 %
Shots	**16**	**40.00 %**
Scores	**1**	**100.00 %**

Total on Goal	1	
Total Shots	5	
Total Scores	0	
Precision	**20.00 %**	
Efficency	**0.00 %**	

Total on Goal	5	
Total Shots	13	
Total Scores	0	
Precision	**38.46 %**	
Efficency	**0.00 %**	

Total on Goal	7	
Total Shots	16	
Total Scores	1	
Precision	**43.75 %**	
Efficency	**14.29 %**	

bar	0	0.00 %
blocked	0	0.00 %
missed	0	0.00 %
on goal	0	0.00 %
Shots	**0**	**0.00 %**
Scores	**0**	**0.00 %**

bar	0	0.00 %
blocked	0	0.00 %
missed	0	0.00 %
on goal	1	100.00 %
Shots	**1**	**2.50 %**
Scores	**0**	**0.00 %**

bar	0	0.00 %
blocked	0	0.00 %
on goal	0	0.00 %
missed	1	100.00 %
Shots	**1**	**2.50 %**
Scores	**0**	**0.00 %**

Total on Goal	0	
Total Shots	0	
Total Scores	0	
Precision	**NaN**	
Efficency	**NaN**	

Total on Goal	1	
Total Shots	1	
Total Scores	0	
Precision	**100.00 %**	
Efficency	**0.00 %**	

Total on Goal	0	
Total Shots	1	
Total Scores	0	
Precision	**0.00 %**	
Efficency	**NaN**	

bar	0	0.00 %
missed	7	17.50 %
blocked	16	40.00 %
on goal	17	42.50 %
Shots	**40**	
Scores	**1**	

Total on Goal	17
Total Shots	40
Total Scores	1
Precision	**42.50 %**
Efficency	**5.88 %**

© by Roman Koller (info@floorballstatistics.ch)

Event Statistics

Schussverteilung und Schüsse auf's Tor

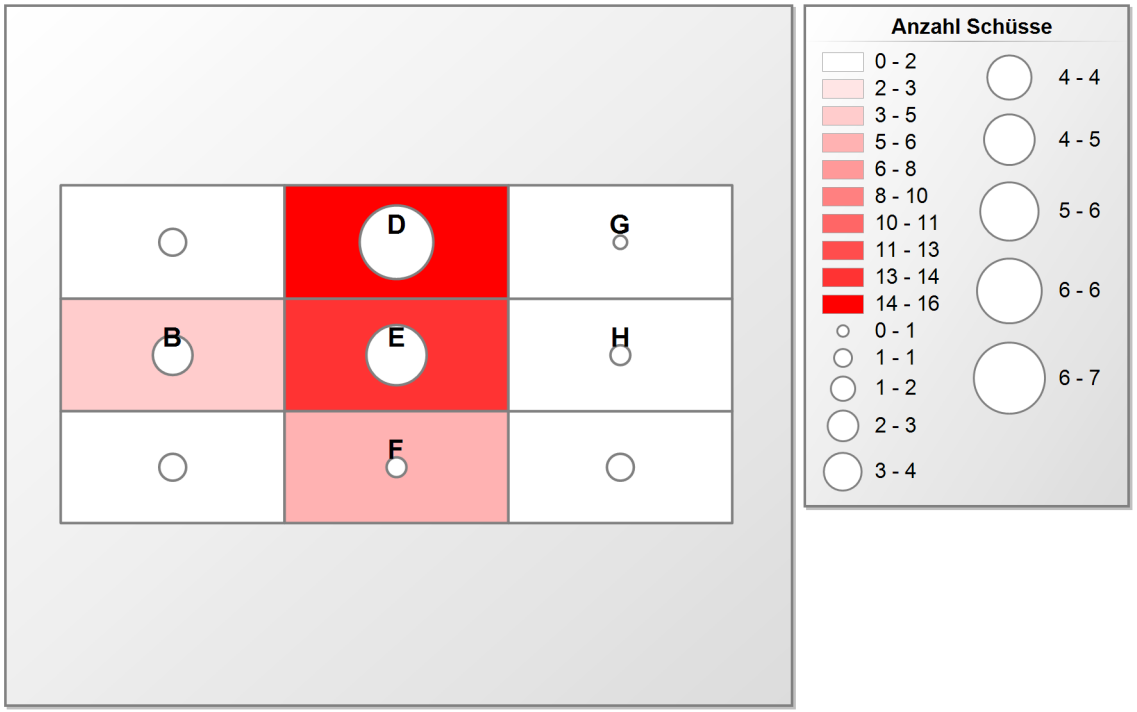

Zone (Fields)	B	D	E	F	G	H	Total
Total	4	16	13	5	1	1	40
on Goal (Circles)	3	7	5	1	0	1	17

© by Roman Koller (info@floorballstatistics.ch)

Event Statistics

Spieler Statistik			Spiele	Schüsse				Tore			Scorer Punkte		Bullies			Strafen	
	Spieler/in	Team	gespielt	Total	auf's Tor	% auf's Tor	Effizienz (%)	erzielt	Assists	in %	Total	Pkt./Spiel	Total	gewonnen	in %	Total (min)	in %
1.	Ratajová Denisa (24)	Zug	2	16	6	37.50	33.33	2	3	7.41	5	2.50	7	4	57.14	0	0.00
2.	Brechbühl Sonia (5)	Skorps	2	8	6	75.00	33.33	2	2	7.41	4	2.00	0	0	0.00	0	0.00
3.	Spichiger Nathalie (26)	Skorps	2	20	7	35.00	28.57	2	2	7.41	4	2.00	4	4	100.00	0	0.00
4.	Řepková Martina (22)	Zug	2	13	7	53.85	28.57	2	2	7.41	4	2.00	0	0	0.00	0	0.00
5.	Hanimann Lea (14)	Skorps	2	17	10	58.82	20.00	2	2	7.41	4	2.00	1	0	0.00	0	0.00
6.	Šupáková Ivana (25)	Zug	2	9	6	66.67	50.00	3	0	11.11	3	1.50	1	1	100.00	2	25.00
7.	Baumgartner Lena (4)	Skorps	2	4	2	50.00	100.00	2	1	7.41	3	1.50	0	0	0.00	0	0.00
8.	Bichsel Ronja (33)	Zug	2	5	3	60.00	66.67	2	1	7.41	3	1.50	0	0	0.00	0	0.00
9.	Gerig Isabelle (23)	Zug	2	21	11	52.38	9.09	1	2	3.70	3	1.50	4	3	75.00	0	0.00
10.	Thomi Marylin (7)	Skorps	2	7	2	28.57	50.00	1	1	3.70	2	1.00	0	0	0.00	0	0.00
11.	Rüttimann Corin (21)	Zug	2	15	8	53.33	12.50	1	1	3.70	2	1.00	10	10	100.00	0	0.00
12.	Sturzenegger Sina (27)	Skorps	2	7	1	14.29	0.00	0	2	0.00	2	1.00	1	0	0.00	0	0.00
13.	Bergmann Selma (65)	Skorps	2	10	3	30.00	0.00	0	2	0.00	2	1.00	9	3	33.33	0	0.00
14.	Piispa Sara (28)	Jets	1	4	1	25.00	100.00	1	0	3.70	1	1.00	0	0	0.00	0	0.00
15.	Gerber Michelle (19)	Skorps	2	4	1	25.00	100.00	1	0	3.70	1	0.50	2	0	0.00	0	0.00
16.	Müller Salome (12)	Zug	2	2	1	50.00	100.00	1	0	3.70	1	0.50	3	2	66.67	0	0.00
17.	Eggel Sandrine (14)	BEO	1	4	3	75.00	33.33	1	0	3.70	1	1.00	0	0	0.00	0	0.00
18.	Rüegger Sindy (15)	Jets	1	8	4	50.00	25.00	1	0	3.70	1	1.00	1	0	0.00	0	0.00
19.	Thomi Janine (11)	Skorps	2	6	4	66.67	25.00	1	0	3.70	1	0.50	7	1	14.29	0	0.00
20.	Marti Aline (21)	Skorps	2	7	5	71.43	20.00	1	0	3.70	1	0.50	0	0	0.00	2	25.00
21.	Meer Vera (8)	BEO	1	2	0	0.00	0.00	0	1	0.00	1	1.00	5	5	100.00	0	0.00
22.	Gämperli Andrea (5)	Jets	1	10	3	30.00	0.00	0	1	0.00	1	1.00	6	0	0.00	0	0.00
23.	Metzger Nina (17)	Jets	1	1	1	100.00	0.00	0	1	0.00	1	1.00	0	0	0.00	0	0.00
24.	Hedlund Emma (6)	Zug	2	5	2	40.00	0.00	0	1	0.00	1	0.50	0	0	0.00	0	0.00
25.	Gemperle Romana (19)	Zug	2	2	0	0.00	0.00	0	1	0.00	1	0.50	0	0	0.00	0	0.00
26.	Grossenbacher Melea (2)	BEO	1	4	1	25.00	0.00	0	0	0.00	0	0.00	0	0	0.00	0	0.00
27.	Müller Andrea (6)	BEO	1	4	1	25.00	0.00	0	0	0.00	0	0.00	0	0	0.00	0	0.00
28.	Soltermann Hannah (10)	BEO	1	0	0	0.00	0.00	0	0	0.00	0	0.00	0	0	0.00	0	0.00
29.	Fäs Eliane (11)	BEO	1	0	0	0.00	0.00	0	0	0.00	0	0.00	0	0	0.00	0	0.00
30.	Řezáčová Lucie (12)	BEO	1	5	2	40.00	0.00	0	0	0.00	0	0.00	2	1	50.00	0	0.00
31.	Wenger Karin (16)	BEO	1	0	0	0.00	0.00	0	0	0.00	0	0.00	1	1	100.00	0	0.00

© by Roman Koller (info@floorballstatistics.ch)

Event Statistics

Spieler Statistik			Spiele	Schüsse				Tore			Scorer Punkte		Bullies			Strafen	
	Spieler/in	Team	gespielt	Total	auf's Tor	% auf's Tor	Effizienz (%)	erzielt	Assists	in %	Total	Pkt./Spiel	Total	gewonnen	in %	Total (min)	in %
32.	Greber Patricia (17)	BEO	1	4	2	50.00	0.00	0	0	0.00	0	0.00	0	0	0.00	0	0.00
33.	Pekárková Nikol (19)	BEO	1	2	2	100.00	0.00	0	0	0.00	0	0.00	1	1	100.00	0	0.00
34.	Bieri Karin (21)	BEO	1	3	1	33.33	0.00	0	0	0.00	0	0.00	0	0	0.00	0	0.00
35.	Klapitová Katarína (23)	BEO	1	1	1	100.00	0.00	0	0	0.00	0	0.00	0	0	0.00	0	0.00
36.	Rutschi Jorina (26)	BEO	1	2	1	50.00	0.00	0	0	0.00	0	0.00	3	1	33.33	0	0.00
37.	Sollberger Jeanne (30)	BEO	1	1	0	0.00	0.00	0	0	0.00	0	0.00	0	0	0.00	0	0.00
38.	Zurbriggen Jelena (35)	BEO	1	8	3	37.50	0.00	0	0	0.00	0	0.00	0	0	0.00	0	0.00
39.	Kormann Lisa (83)	BEO	1	0	0	0.00	0.00	0	0	0.00	0	0.00	3	2	66.67	0	0.00
40.	Zeller Carina (96)	BEO	1	0	0	0.00	0.00	0	0	0.00	0	0.00	0	0	0.00	0	0.00
41.	Wieland Leonie (2)	Jets	1	10	4	40.00	0.00	0	0	0.00	0	0.00	0	0	0.00	0	0.00
42.	Ediz Laila (7)	Jets	1	7	3	42.86	0.00	0	0	0.00	0	0.00	5	1	20.00	0	0.00
43.	Geiser Seraphine (11)	Jets	1	0	0	0.00	0.00	0	0	0.00	0	0.00	0	0	0.00	0	0.00
44.	Bertini Chiara (14)	Jets	1	5	2	40.00	0.00	0	0	0.00	0	0.00	0	0	0.00	0	0.00
45.	Überschlag Noomi (19)	Jets	1	0	0	0.00	0.00	0	0	0.00	0	0.00	0	0	0.00	0	0.00
46.	Inderbitzin Yasmin (21)	Jets	1	0	0	0.00	0.00	0	0	0.00	0	0.00	0	0	0.00	0	0.00
47.	Sundberg Ida (23)	Jets	1	2	0	0.00	0.00	0	0	0.00	0	0.00	0	0	0.00	0	0.00
48.	Niederberger Ronja (24)	Jets	1	0	0	0.00	0.00	0	0	0.00	0	0.00	0	0	0.00	0	0.00
49.	Behluli Gentiana (25)	Jets	1	1	0	0.00	0.00	0	0	0.00	0	0.00	0	0	0.00	0	0.00
50.	Stettler Céline (26)	Jets	1	4	2	50.00	0.00	0	0	0.00	0	0.00	0	0	0.00	0	0.00
51.	Wick Marcia (31)	Jets	1	5	1	20.00	0.00	0	0	0.00	0	0.00	1	0	0.00	0	0.00
52.	Larsson Linn (37)	Jets	1	0	0	0.00	0.00	0	0	0.00	0	0.00	0	0	0.00	0	0.00
53.	Mikkola Taimi (63)	Jets	1	0	0	0.00	0.00	0	0	0.00	0	0.00	0	0	0.00	0	0.00
54.	Renz Chantal (71)	Jets	1	0	0	0.00	0.00	0	0	0.00	0	0.00	0	0	0.00	0	0.00
55.	Suter Lea (72)	Jets	1	0	0	0.00	0.00	0	0	0.00	0	0.00	0	0	0.00	0	0.00
56.	Schmuki Vanessa (84)	Jets	1	0	0	0.00	0.00	0	0	0.00	0	0.00	0	0	0.00	0	0.00
57.	Aeschbacher Sarah (2)	Skorps	2	0	0	0.00	0.00	0	0	0.00	0	0.00	0	0	0.00	0	0.00
58.	Ritter Naja (3)	Skorps	2	3	0	0.00	0.00	0	0	0.00	0	0.00	0	0	0.00	0	0.00
59.	Byström Tindra (6)	Skorps	2	4	0	0.00	0.00	0	0	0.00	0	0.00	4	0	0.00	0	0.00
60.	Ekedahl Nova (10)	Skorps	2	7	4	57.14	0.00	0	0	0.00	0	0.00	0	0	0.00	0	0.00
61.	Siegenthaler Marla (16)	Skorps	2	5	3	60.00	0.00	0	0	0.00	0	0.00	1	1	100.00	0	0.00
62.	Lüthi Selina (17)	Skorps	2	0	0	0.00	0.00	0	0	0.00	0	0.00	0	0	0.00	0	0.00

© by Roman Koller (info@floorballstatistics.ch)

Event Statistics

Spieler Statistik			Spiele	Schüsse				Tore			Scorer Punkte		Bullies			Strafen	
	Spieler/in	**Team**	gespielt	Total	auf's Tor	% auf's Tor	Effizienz (%)	erzielt	Assists	in %	Total	Pkt./Spiel	Total	gewonnen	in %	Total (min)	in %
63.	Siegrist Flavia (18)	Skorps	2	0	0	0.00	0.00	0	0	0.00	0	0.00	0	0	0.00	0	0.00
64.	Mai Leonie Soraya (20)	Skorps	2	0	0	0.00	0.00	0	0	0.00	0	0.00	0	0	0.00	0	0.00
65.	Bieri Jasmin (23)	Skorps	2	0	0	0.00	0.00	0	0	0.00	0	0.00	0	0	0.00	0	0.00
66.	Lechnerová Kristýna (33)	Skorps	2	2	0	0.00	0.00	0	0	0.00	0	0.00	1	0	0.00	2	25.00
67.	Knüsel Vivienne (2)	Zug	2	0	0	0.00	0.00	0	0	0.00	0	0.00	0	0	0.00	0	0.00
68.	Horvath Mira (8)	Zug	2	0	0	0.00	0.00	0	0	0.00	0	0.00	0	0	0.00	2	25.00
69.	Herzog Olivia (10)	Zug	2	1	0	0.00	0.00	0	0	0.00	0	0.00	0	0	0.00	0	0.00
70.	Anderegg Noemi (11)	Zug	2	0	0	0.00	0.00	0	0	0.00	0	0.00	1	0	0.00	0	0.00
71.	Burkhardt Stefanie (14)	Zug	2	1	1	100.00	0.00	0	0	0.00	0	0.00	0	0	0.00	0	0.00
72.	Kistler Noemi (16)	Zug	2	2	1	50.00	0.00	0	0	0.00	0	0.00	0	0	0.00	0	0.00
73.	Hoorn Rhea (42)	Zug	2	1	1	100.00	0.00	0	0	0.00	0	0.00	0	0	0.00	0	0.00
74.	Härdi Ivana (43)	Zug	2	1	0	0.00	0.00	0	0	0.00	0	0.00	0	0	0.00	0	0.00
75.	Noga Weronika (44)	Zug	2	3	1	33.33	0.00	0	0	0.00	0	0.00	0	0	0.00	0	0.00
76.	Ott Sabrina (89)	Zug	2	0	0	0.00	0.00	0	0	0.00	0	0.00	0	0	0.00	0	0.00
				305	**134**	**43.93**	**20.15**	**27**					**84**			**8**	

Sortierung:

1. Scorer Punkte
2. Score Punkte pro Spiel
3. Geschossene Tore
4. Effizienz

© by Roman Koller (info@floorballstatistics.ch)

Event Statistics

	Abwehr					Tor erhalten											
	Fuss/Beine	Hand/Arm	Körper	Maske	**Total**		hinterm Tor	keine Reaktion	Überspielt	Umspielt	verpasst	Verschiebung	zwischen Beine	**Total**	**Total**	**Saves**	**Saves in %**
1 Ladina Töndury	2	8	3		**13**				3		2	2		**7**	**20**	**13**	**65.00**
76 Jeanine Bieri	1	1	0	0	**2**	0	0	0	1	0	0	0	0	**1**	**3**	**2**	**66.67**
77 Micheline Müller	8	18	5	7	**38**	0	0	1	1	0	0	4	0	**6**	**44**	**38**	**86.36**
41 Livia Werz	2	3	1		**6**			1	1		1	1		**4**	**10**	**6**	**60.00**
88 Krista Nieminen	2	2	1	2	**7**				1					**1**	**8**	**7**	**87.50**
28 Helen Bircher	10	20	5	2	**37**				4			2		**6**	**43**	**37**	**86.05**
20 Livia Riboni	0	0	0	0	**0**	0	0	0	0	0	0	0	0	**0**	**0**	**0**	**0.00**
Total	**25**	**52**	**15**	**11**	**103**	**0**	**0**	**2**	**11**	**0**	**3**	**9**	**0**	**25**	**128**	**103**	**80.47**

© by Roman Koller (info@floorballstatistics.ch)

Event Statistics

	Abwehr				Tor erhalten						
	Fuss/Beine	Hand/Arm	Körper	**Total**	Überspielt	verpasst	Verschiebung	**Total**	**Total**	**Saves**	**Saves in %**
1 Ladina Töndury	2	8	3	**13**	3	2	2	**7**	**20**	**13**	**65.00**
Total	**2**	**8**	**3**	**13**	**3**	**2**	**2**	**7**	**20**	**13**	**65.00**

Schüsse und Saves

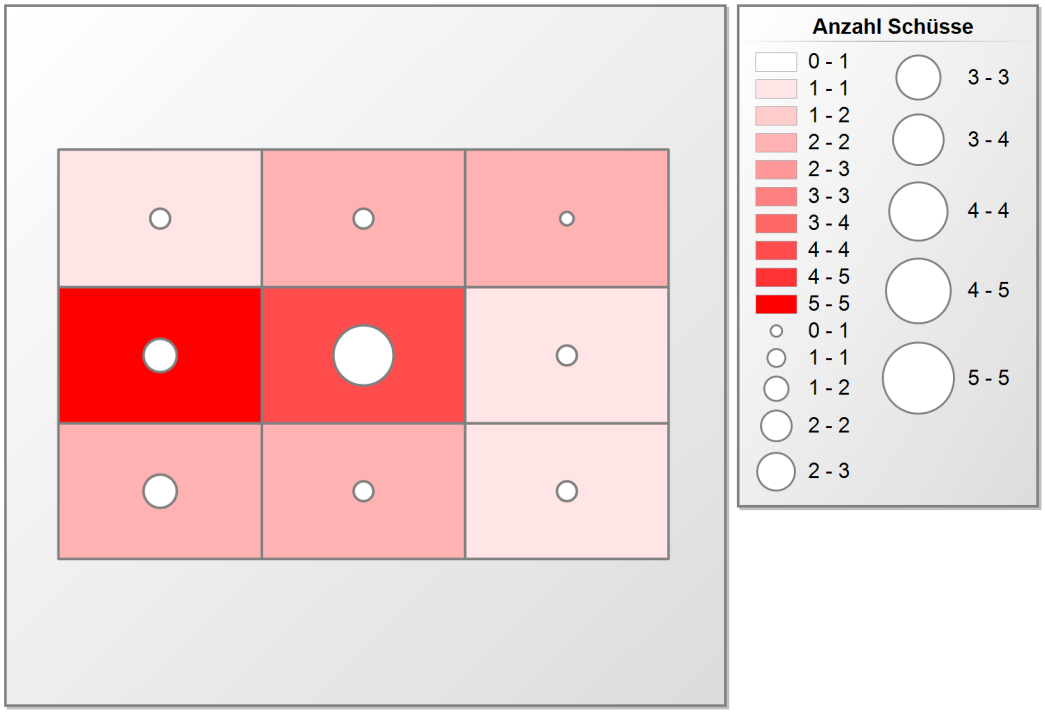

Erhaltene Tore und Schüsse

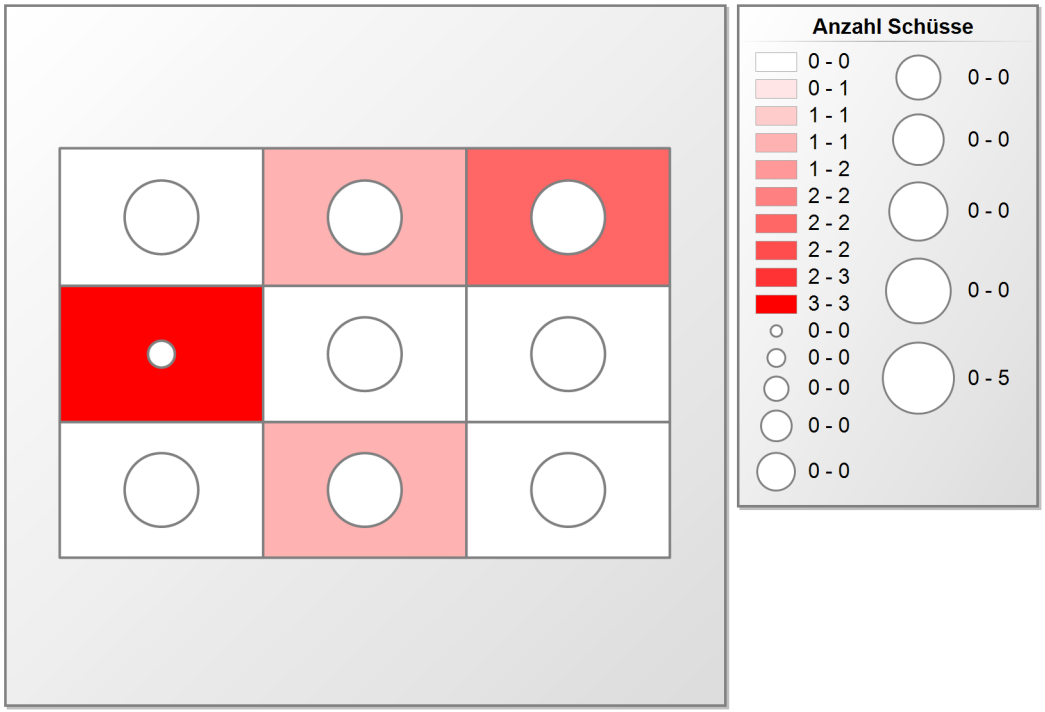

© by Roman Koller (info@floorballstatistics.ch)

Event Statistics

	Abwehr			Tor erhalten				
	Fuss/Beine	Hand/Arm	Total	Überspielt	Total	Total	Saves	Saves in %
76 Jeanine Bieri	1	1	**2**	1	**1**	**3**	**2**	**66.67**
Total	**1**	**1**	**2**	**1**	**1**	**3**	**2**	**66.67**

Schüsse und Saves

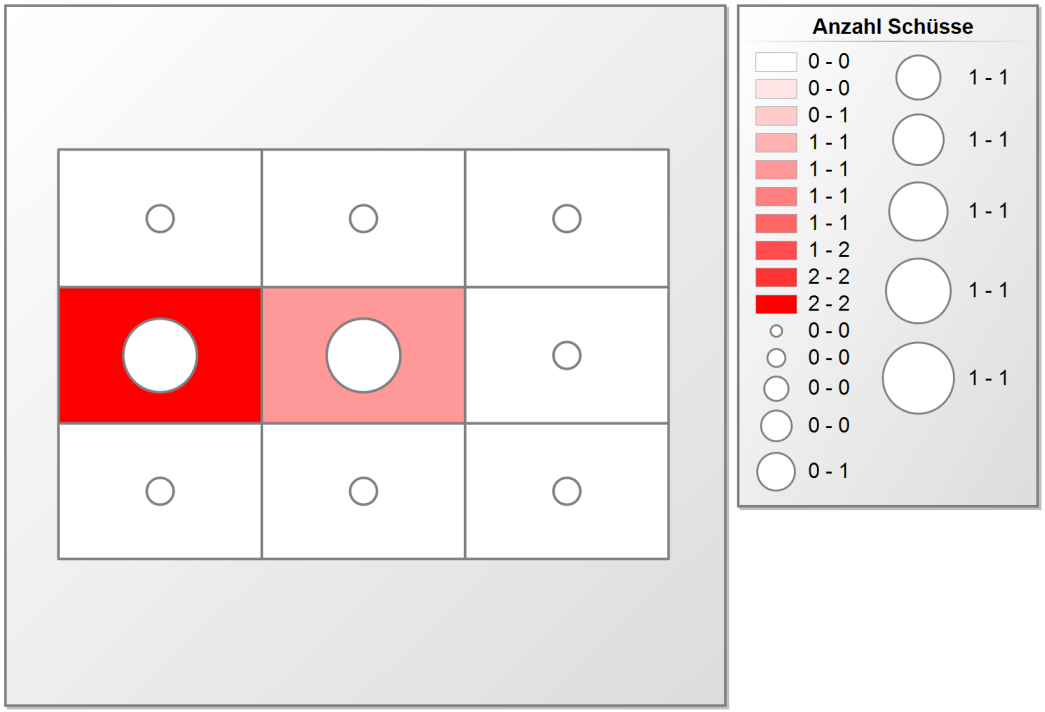

Erhaltene Tore und Schüsse

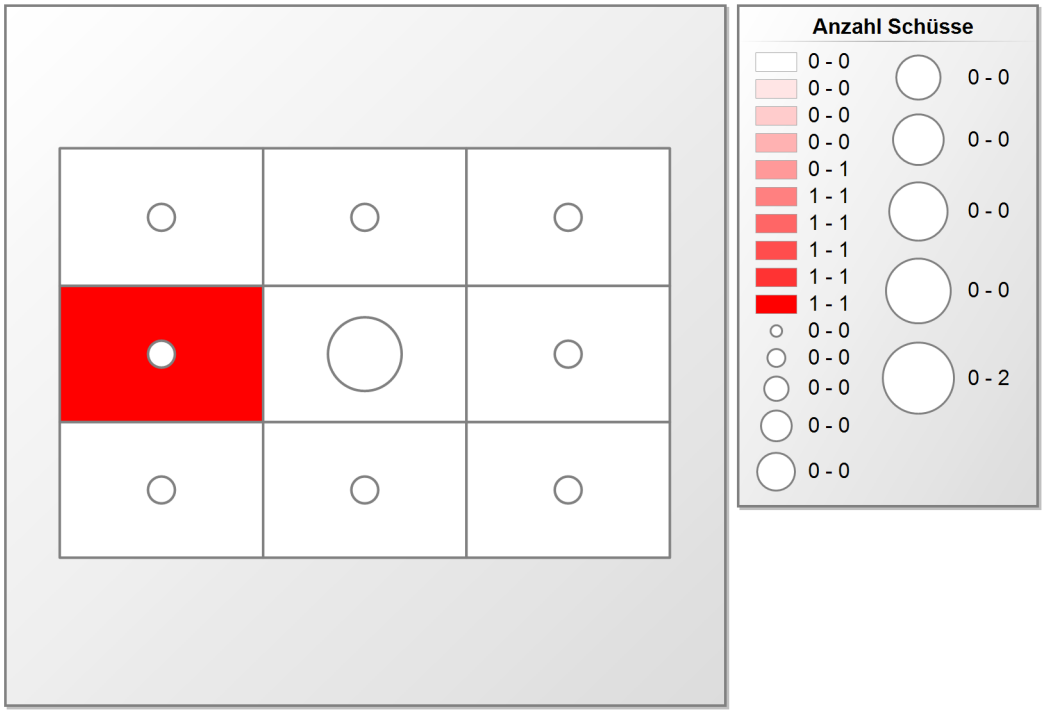

© by Roman Koller (info@floorballstatistics.ch)

Event Statistics

	Abwehr					Tor erhalten						
	Fuss/Beine	Hand/Arm	Körper	Maske	**Total**	keine Reaktion	Überspielt	Verschiebung	**Total**	**Total**	**Saves**	**Saves in %**
77 Micheline Müller	8	18	5	7	**38**	1	1	4	**6**	**44**	**38**	**86.36**
Total	**8**	**18**	**5**	**7**	**38**	**1**	**1**	**4**	**6**	**44**	**38**	**86.36**

Schüsse und Saves

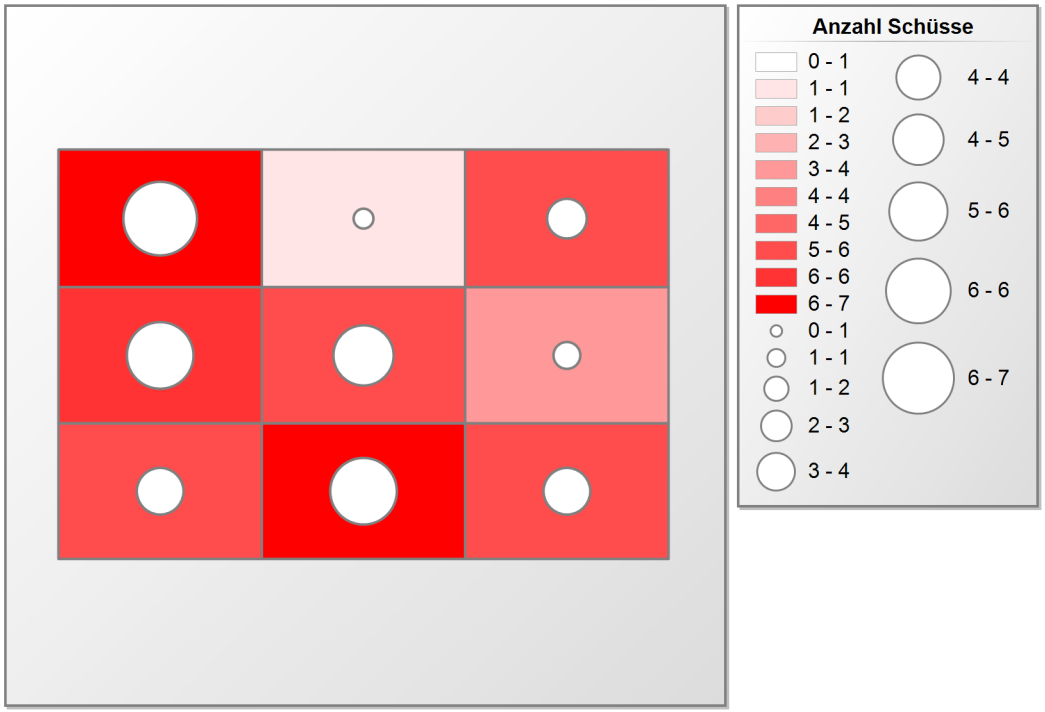

Erhaltene Tore und Schüsse

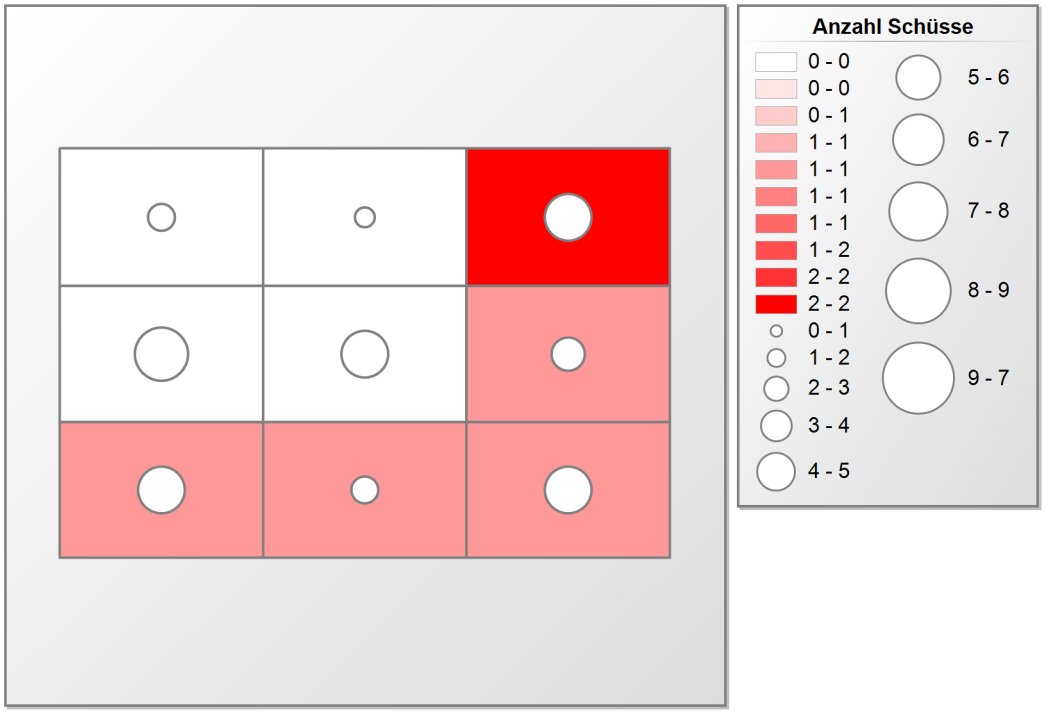

© by Roman Koller (info@floorballstatistics.ch)

Event Statistics

	Abwehr				Tor erhalten							
	Fuss/Beine	Hand/Arm	Körper	**Total**	keine Reaktion	Überspielt	verpasst	Verschiebung	**Total**	**Total**	**Saves**	**Saves in %**
41 Livia Werz	2	3	1	**6**	1	1	1	1	**4**	**10**	**6**	**60.00**
Total	**2**	**3**	**1**	**6**	**1**	**1**	**1**	**1**	**4**	**10**	**6**	**60.00**

Schüsse und Saves

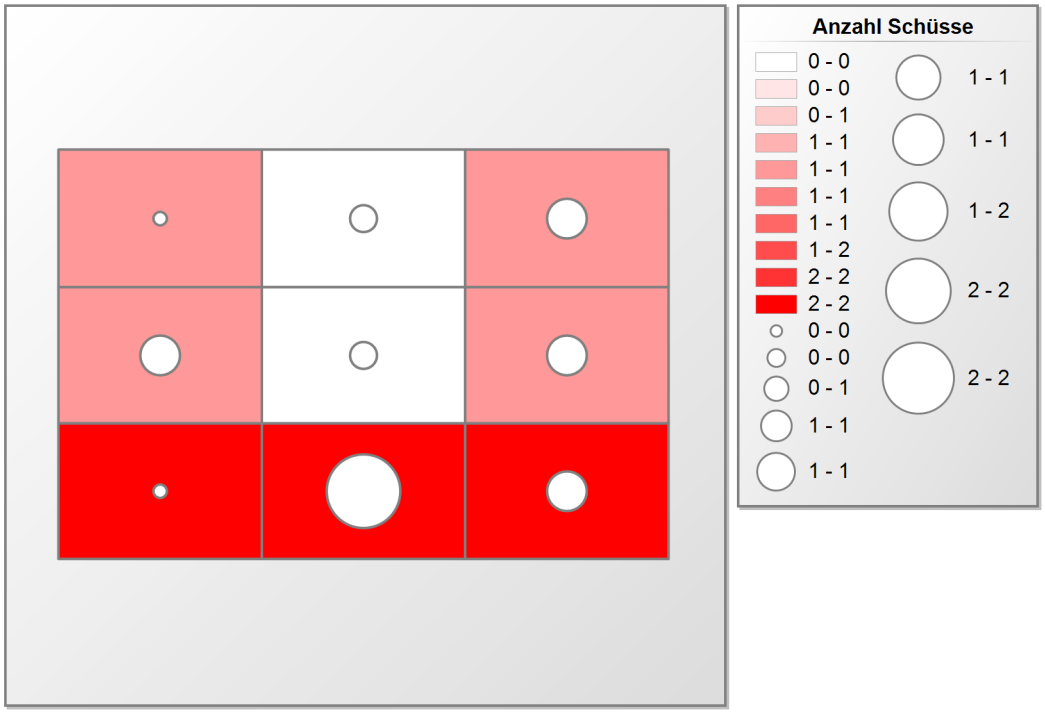

Erhaltene Tore und Schüsse

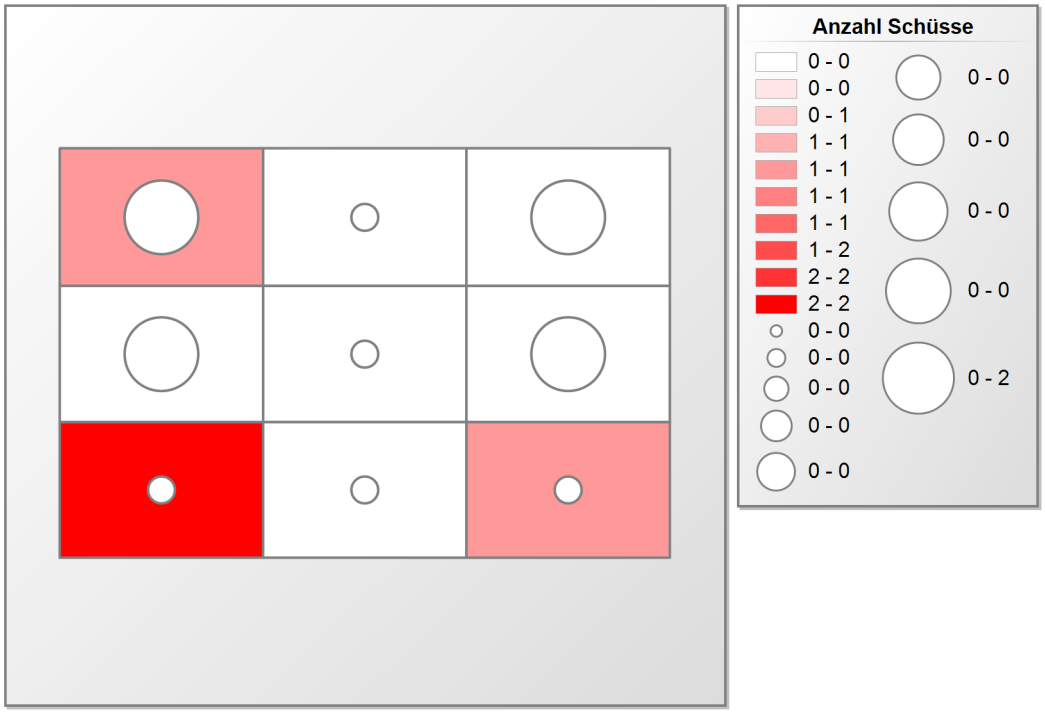

© by Roman Koller (info@floorballstatistics.ch)

Event Statistics

	Abwehr					Tor erhalten				
	Fuss/Beine	Hand/Arm	Körper	Maske	Total	Überspielt	Total	Total	Saves	Saves in %
88 Krista Nieminen	2	2	1	2	**7**	1	**1**	**8**	**7**	**87.50**
Total	**2**	**2**	**1**	**2**	**7**	**1**	**1**	**8**	**7**	**87.50**

Schüsse und Saves

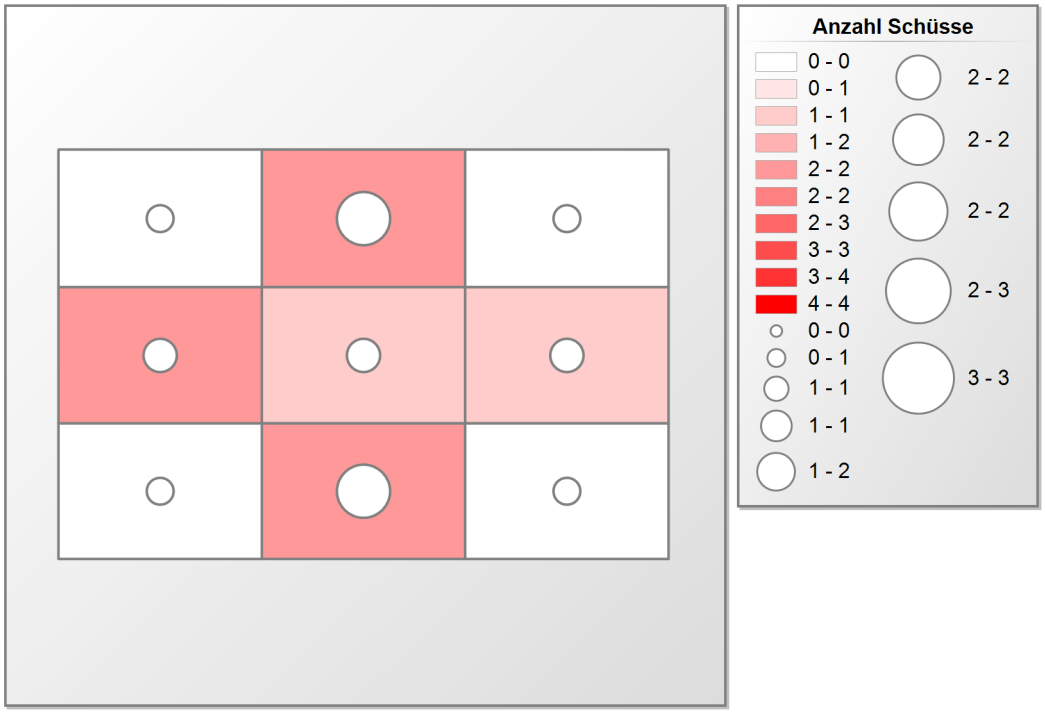

Erhaltene Tore und Schüsse

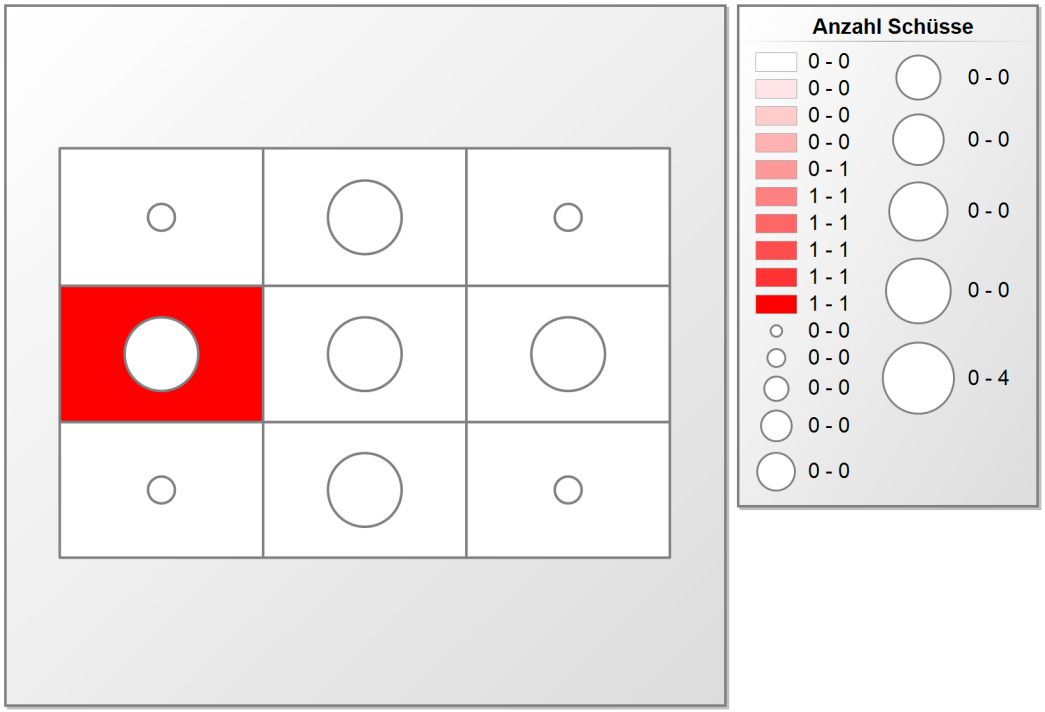

© by Roman Koller (info@floorballstatistics.ch)

Event Statistics

	Abwehr					Tor erhalten					
	Fuss/Beine	Hand/Arm	Körper	Maske	**Total**	Überspielt	Verschiebung	**Total**	**Total**	**Saves**	**Saves in %**
28 Helen Bircher	10	20	5	2	**37**	4	2	**6**	**43**	**37**	**86.05**
Total	**10**	**20**	**5**	**2**	**37**	**4**	**2**	**6**	**43**	**37**	**86.05**

Schüsse und Saves

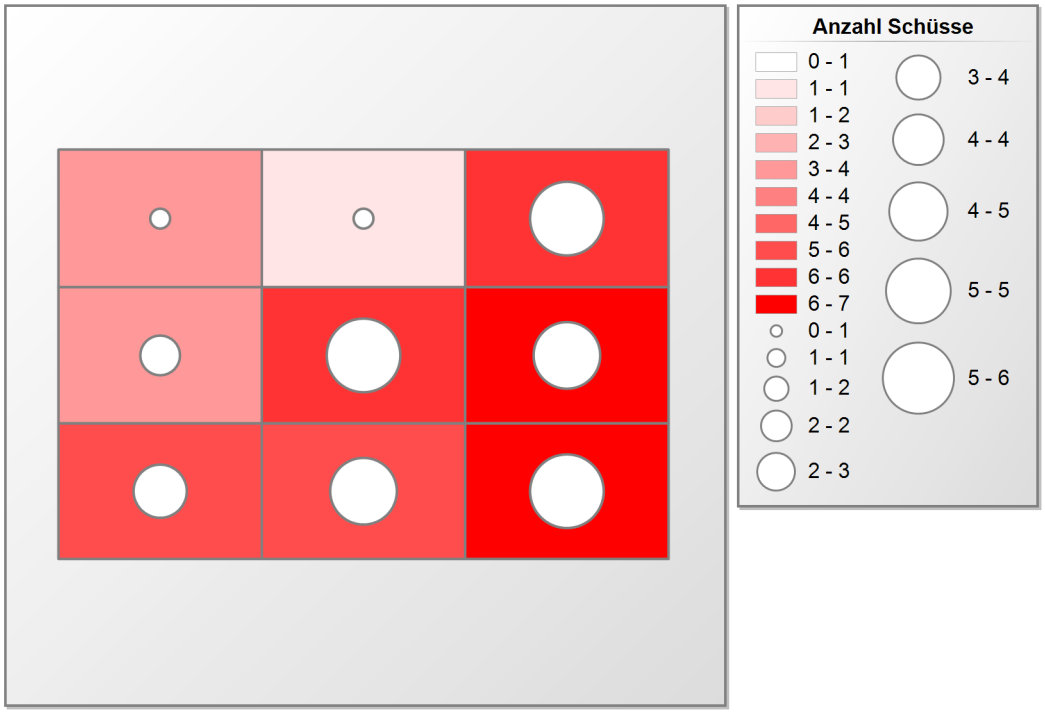

Erhaltene Tore und Schüsse

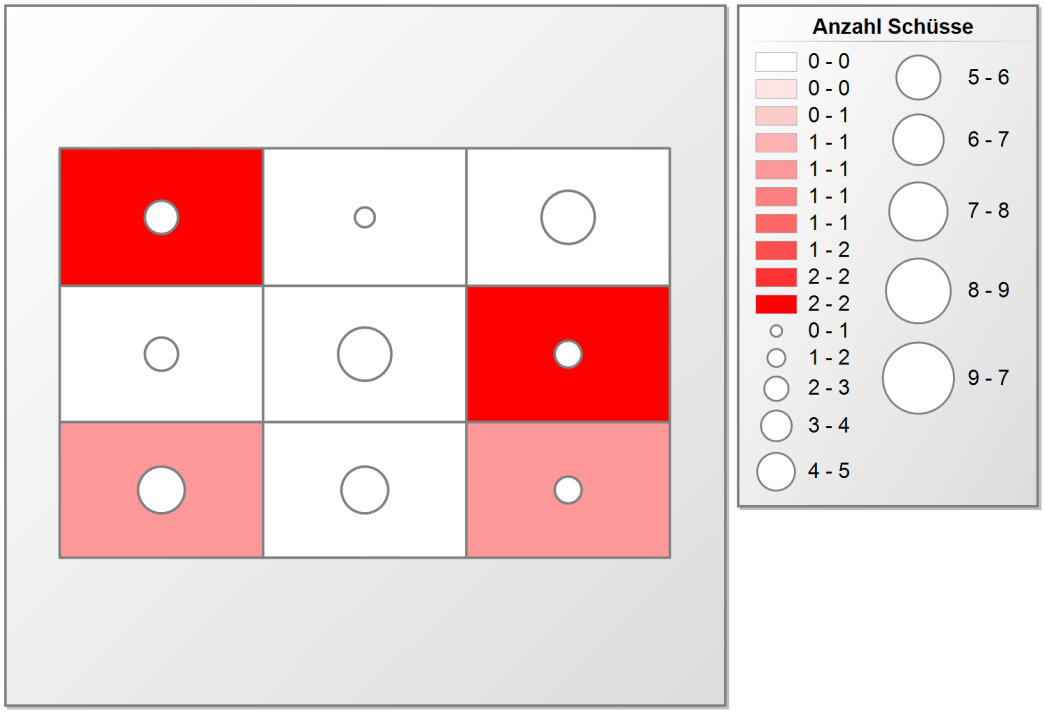

© by Roman Koller (info@floorballstatistics.ch)

Supercup Frauen

Final

vs

die Mobiliar
LIDL
Stadt Zürich Sportamt
SWISSLOS Sportfonds Kanton Zürich
swiss unihockey
CONCORDIA
FAT PIPE
Kanton Zürich Sportamt
FLEUROPHome
TV24

Game Statistics

Ballbesitz

1. Drittel	2. Drittel	3. Drittel	No Data Available	Gesamt
53.33 / 46.67	49.08 / 50.92	47.17 / 52.83		49.86 / 50.14
Skorps / Zug	Skorps / Zug	Skorps / Zug		Skorps / Zug

	Zug United	Skorpion Emmental Zollbrück
	5	**4**
1.	2	0
2.	1	2
3.	2	2
Verl.	0	0

Zug United

Schussstatistik

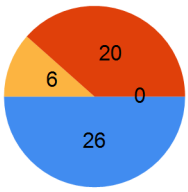

auf's Tor / daneben / geblockt / Pfosten

	1.	2.	3.	Verl.	Total
auf's Tor	5	15	6	0	**26**
daneben	4	0	2	0	**6**
geblockt	5	10	5	0	**20**
Pfosten	0	0	0	0	**0**
	14	**25**	**13**	**0**	**52**

Präzision (%)	35.71	60.00	46.15	**50.00**
Effizienz (%)	40.00	6.67	33.33	**19.23**

Torhüter Statistik

	77 Micheline Müller	
	Schüsse	Gehalten
1.	8	8
	100.00%	
2.	7	5
	71.43%	
3.	8	6
	75.00%	
Verl.	0	0
	NaN	
Total	**23**	**19**
	82.61%	

Strafzeitstatistik

	1.	2.	3.	Total	Tore
Überzahl	00:00	02:00	00:00	02:00	0
Unterzahl	00:00	01:35	02:00	03:35	0

Skorpion Emmental Zollbrück

Schussstatistik

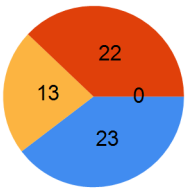

auf's Tor / daneben / geblockt / Pfosten

	1.	2.	3.	Verl.	Total
auf's Tor	8	7	8	0	**23**
daneben	7	2	4	0	**13**
geblockt	4	8	10	0	**22**
Pfosten	0	0	0	0	**0**
	19	**17**	**22**	**0**	**58**

Präzision (%)	42.11	41.18	36.36	**39.66**
Effizienz (%)	0.00	28.57	25.00	**17.39**

Torhüter Statistik

	28 Helen Bircher	
	Schüsse	Gehalten
1.	5	3
	60.00%	
2.	15	14
	93.33%	
3.	6	4
	66.67%	
Verl.	0	0
	NaN	
Total	**26**	**21**
	80.77%	

Strafzeitstatistik

	1.	2.	3.	Total	Tore
Überzahl	00:00	01:35	02:00	03:35	1
Unterzahl	00:00	02:00	00:00	02:00	0

© by Roman Koller (info@floorballstatistics.ch)

Game Statistics

Spielverlauf

1. Drittel

Zeit	Resultat	Team	Situation	#	Spieler/in	#	Assist	Speed
06:43	1-0	Zug United		33	Ronja Bichsel	23	Isabelle Gerig	0.00
13:23	2-0	Zug United		12	Salome Müller	19	Romana Gemperle	0.00

2. Drittel

Zeit	Resultat	Team	Situation	#	Spieler/in	#	Assist	Speed
27:57		Skorpion Emmental Zollbrück	2' Stockschlag	21	Aline Marti			
32:45	3-0	Zug United		25	Ivana Šupáková	24	Denisa Ratajová	0.00
33:43		Zug United	2' Überharter Körpereinsatz	8	Mira Horvath			
35:18	3-1	Skorpion Emmental Zollbrück	Überzahl	14	Lea Hanimann	7	Marylin Thomi	0.00
36:53	3-2	Skorpion Emmental Zollbrück		7	Marylin Thomi	26	Nathalie Spichiger	0.00

3. Drittel

Zeit	Resultat	Team	Situation	#	Spieler/in	#	Assist	Speed
40:39		Zug United	2' Halten	25	Ivana Šupáková			
43:39	3-3	Skorpion Emmental Zollbrück		5	Sonia Brechbühl	26	Nathalie Spichiger	0.00
47:25	3-4	Skorpion Emmental Zollbrück		4	Lena Baumgartner	65	Selma Bergmann	0.00
47:25		Zug United	Time Out					
48:21	4-4	Zug United		23	Isabelle Gerig	33	Ronja Bichsel	0.00
56:58	5-4	Zug United		22	Martina Řepková	24	Denisa Ratajová	0.00
56:58		Skorpion Emmental Zollbrück	Time Out					

© by Roman Koller (info@floorballstatistics.ch)

Game Statistics

Zug United	Plus/Minus			Schüsse				Tore		
Spieler/in	+	-	Bilanz	Total	auf's Tor	% auf's Tor	Effizienz (%)	erzielt	Assists	in %
2 Knüsel Vivienne	0	0	0	0	0	0.00	0.00	0	0	0.00
6 Hedlund Emma	2	1	1	1	0	0.00	0.00	0	0	0.00
8 Horvath Mira	1	1	0	0	0	0.00	0.00	0	0	0.00
10 Herzog Olivia	1	0	1	1	0	0.00	0.00	0	0	0.00
11 Anderegg Noemi	2	2	0	0	0	0.00	0.00	0	0	0.00
12 Müller Salome	1	0	1	2	1	50.00	100.00	1	0	20.00
14 Burkhardt Stefanie	0	0	0	0	0	0.00	0.00	0	0	0.00
16 Kistler Noemi	2	2	0	0	0	0.00	0.00	0	0	0.00
19 Gemperle Romana	1	0	1	1	0	0.00	0.00	0	1	0.00
21 Rüttimann Corin	2	1	1	9	5	55.56	0.00	0	0	0.00
22 Řepková Martina	2	2	0	7	3	42.86	33.33	1	0	20.00
23 Gerig Isabelle	2	2	0	10	7	70.00	14.29	1	1	20.00
24 Ratajová Denisa	2	2	0	9	3	33.33	0.00	0	2	0.00
25 Šupáková Ivana	2	2	0	6	4	66.67	25.00	1	0	20.00
33 Bichsel Ronja	2	2	0	3	2	66.67	50.00	1	1	20.00
42 Hoorn Rhea	1	0	1	0	0	0.00	0.00	0	0	0.00
43 Härdi Ivana	0	0	0	1	0	0.00	0.00	0	0	0.00
44 Noga Weronika	2	3	-1	2	1	50.00	0.00	0	0	0.00
89 Ott Sabrina	0	0	0	0	0	0.00	0.00	0	0	0.00
	25	20		**52**	**26**	**50.00**	**19.23**			

Skorpion Emmental Zollbrück	Plus/Minus			Schüsse				Tore		
Spieler/in	+	-	Bilanz	Total	auf's Tor	% auf's Tor	Effizienz (%)	erzielt	Assists	in %
2 Aeschbacher Sarah	1	1	0	0	0	0.00	0.00	0	0	0.00
3 Ritter Naja	3	2	1	1	0	0.00	0.00	0	0	0.00
4 Baumgartner Lena	1	1	0	2	1	50.00	100.00	1	0	25.00
5 Brechbühl Sonia	3	2	1	5	4	80.00	25.00	1	0	25.00
6 Byström Tindra	1	2	-1	4	0	0.00	0.00	0	0	0.00
7 Thomi Marylin	2	1	1	4	2	50.00	50.00	1	1	25.00
10 Ekedahl Nova	0	1	-1	3	1	33.33	0.00	0	0	0.00
11 Thomi Janine	0	1	-1	1	1	100.00	0.00	0	0	0.00
14 Hanimann Lea	3	2	1	8	5	62.50	20.00	1	0	25.00
16 Siegenthaler Marla	0	1	-1	5	3	60.00	0.00	0	0	0.00
17 Lüthi Selina	0	0	0	0	0	0.00	0.00	0	0	0.00
18 Siegrist Flavia	0	0	0	0	0	0.00	0.00	0	0	0.00
19 Gerber Michelle	0	1	-1	2	0	0.00	0.00	0	0	0.00
20 Mai Leonie Soraya	0	0	0	0	0	0.00	0.00	0	0	0.00
21 Marti Aline	1	2	-1	2	2	100.00	0.00	0	0	0.00
23 Bieri Jasmin	0	0	0	0	0	0.00	0.00	0	0	0.00
26 Spichiger Nathalie	3	2	1	9	1	11.11	0.00	0	2	0.00
27 Sturzenegger Sina	1	2	-1	5	1	20.00	0.00	0	0	0.00
33 Lechnerová Kristýna	0	2	-2	1	0	0.00	0.00	0	0	0.00
65 Bergmann Selma	1	2	-1	6	2	33.33	0.00	0	1	0.00
	20	25		**58**	**23**	**39.66**	**17.39**			

© by Roman Koller (info@floorballstatistics.ch)

Shot Statistics

Zug United

bar	0	0.00 %
missed	0	0.00 %
on goal	0	0.00 %
blocked	1	100.00 %
Shots	**1**	**1.92 %**
Scores	**0**	**0.00 %**

bar	0	0.00 %
missed	0	0.00 %
blocked	1	12.50 %
on goal	7	87.50 %
Shots	**8**	**15.38 %**
Scores	**2**	**40.00 %**

bar	0	0.00 %
blocked	0	0.00 %
missed	0	0.00 %
on goal	2	100.00 %
Shots	**2**	**3.85 %**
Scores	**0**	**0.00 %**

bar	0	0.00 %
missed	1	12.50 %
on goal	3	37.50 %
blocked	4	50.00 %
Shots	**8**	**15.38 %**
Scores	**1**	**20.00 %**

bar	0	0.00 %
missed	3	13.04 %
blocked	9	39.13 %
on goal	11	47.83 %
Shots	**23**	**44.23 %**
Scores	**2**	**40.00 %**

bar	0	0.00 %
missed	1	16.67 %
on goal	2	33.33 %
blocked	3	50.00 %
Shots	**6**	**11.54 %**
Scores	**0**	**0.00 %**

bar	0	0.00 %
missed	0	0.00 %
on goal	0	0.00 %
blocked	1	100.00 %
Shots	**1**	**1.92 %**
Scores	**0**	**0.00 %**

bar	0	0.00 %
blocked	0	0.00 %
on goal	0	0.00 %
missed	1	100.00 %
Shots	**1**	**1.92 %**
Scores	**0**	**0.00 %**

bar	0	0.00 %
missed	0	0.00 %
blocked	1	50.00 %
on goal	1	50.00 %
Shots	**2**	**3.85 %**
Scores	**0**	**0.00 %**

Overall

bar	0	0.00 %
missed	6	11.54 %
blocked	20	38.46 %
on goal	26	50.00 %
Shots	**52**	
Scores	**5**	

Skorpion Emmental Zollbrück

bar	0	0.00 %
blocked	0	0.00 %
missed	0	0.00 %
on goal	2	100.00 %
Shots	**2**	**3.45 %**
Scores	**0**	**0.00 %**

bar	0	0.00 %
blocked	1	11.11 %
missed	2	22.22 %
on goal	6	66.67 %
Shots	**9**	**15.52 %**
Scores	**2**	**50.00 %**

bar	0	0.00 %
blocked	0	0.00 %
missed	0	0.00 %
on goal	4	100.00 %
Shots	**4**	**6.90 %**
Scores	**1**	**25.00 %**

bar	0	0.00 %
missed	2	25.00 %
on goal	2	25.00 %
blocked	4	50.00 %
Shots	**8**	**13.79 %**
Scores	**1**	**25.00 %**

bar	0	0.00 %
missed	2	18.18 %
on goal	4	36.36 %
blocked	5	45.45 %
Shots	**11**	**18.97 %**
Scores	**0**	**0.00 %**

bar	0	0.00 %
on goal	3	20.00 %
missed	4	26.67 %
blocked	8	53.33 %
Shots	**15**	**25.86 %**
Scores	**0**	**0.00 %**

bar	0	0.00 %
blocked	1	25.00 %
on goal	1	25.00 %
missed	2	50.00 %
Shots	**4**	**6.90 %**
Scores	**0**	**0.00 %**

bar	0	0.00 %
missed	1	25.00 %
on goal	1	25.00 %
blocked	2	50.00 %
Shots	**4**	**6.90 %**
Scores	**0**	**0.00 %**

bar	0	0.00 %
missed	0	0.00 %
on goal	0	0.00 %
blocked	1	100.00 %
Shots	**1**	**1.72 %**
Scores	**0**	**0.00 %**

bar	0	0.00 %
missed	13	22.41 %
blocked	22	37.93 %
on goal	23	39.66 %
Shots	**58**	
Scores	**4**	

© by Roman Koller (info@floorballstatistics.ch)

Shot Statistics

Zug United

1st Periode

Skorpion Emmental Zollbrück

bar	0	0.00 %
blocked	0	0.00 %
missed	0	0.00 %
on goal	0	0.00 %
Shots	**0**	**0.00 %**
Scores	**0**	**0.00 %**

bar	0	0.00 %
missed	0	0.00 %
blocked	1	33.33 %
on goal	2	66.67 %
Shots	**3**	**21.43 %**
Scores	**1**	**50.00 %**

bar	0	0.00 %
blocked	0	0.00 %
missed	0	0.00 %
on goal	1	100.00 %
Shots	**1**	**7.14 %**
Scores	**0**	**0.00 %**

bar	0	0.00 %
on goal	0	0.00 %
blocked	1	50.00 %
missed	1	50.00 %
Shots	**2**	**14.29 %**
Scores	**0**	**0.00 %**

bar	0	0.00 %
blocked	2	33.33 %
missed	2	33.33 %
on goal	2	33.33 %
Shots	**6**	**42.86 %**
Scores	**1**	**50.00 %**

bar	0	0.00 %
on goal	0	0.00 %
blocked	1	50.00 %
missed	1	50.00 %
Shots	**2**	**14.29 %**
Scores	**0**	**0.00 %**

bar	0	0.00 %
blocked	0	0.00 %
missed	0	0.00 %
on goal	0	0.00 %
Shots	**0**	**0.00 %**
Scores	**0**	**0.00 %**

bar	0	0.00 %
blocked	0	0.00 %
missed	0	0.00 %
on goal	0	0.00 %
Shots	**0**	**0.00 %**
Scores	**0**	**0.00 %**

bar	0	0.00 %
blocked	0	0.00 %
missed	0	0.00 %
on goal	0	0.00 %
Shots	**0**	**0.00 %**
Scores	**0**	**0.00 %**

bar	0	0.00 %
missed	4	28.57 %
blocked	5	35.71 %
on goal	5	35.71 %
Shots	**14**	
Scores	**2**	

bar	0	0.00 %
blocked	0	0.00 %
missed	0	0.00 %
on goal	0	0.00 %
Shots	**0**	**0.00 %**
Scores	**0**	**0.00 %**

bar	0	0.00 %
blocked	0	0.00 %
missed	1	50.00 %
on goal	1	50.00 %
Shots	**2**	**10.53 %**
Scores	**0**	**0.00 %**

bar	0	0.00 %
blocked	0	0.00 %
missed	0	0.00 %
on goal	2	100.00 %
Shots	**2**	**10.53 %**
Scores	**0**	**0.00 %**

bar	0	0.00 %
on goal	0	0.00 %
blocked	1	50.00 %
missed	1	50.00 %
Shots	**2**	**10.53 %**
Scores	**0**	**0.00 %**

bar	0	0.00 %
blocked	1	25.00 %
missed	1	25.00 %
on goal	2	50.00 %
Shots	**4**	**21.05 %**
Scores	**0**	**0.00 %**

bar	0	0.00 %
blocked	2	33.33 %
missed	2	33.33 %
on goal	2	33.33 %
Shots	**6**	**31.58 %**
Scores	**0**	**0.00 %**

bar	0	0.00 %
blocked	0	0.00 %
on goal	1	33.33 %
missed	2	66.67 %
Shots	**3**	**15.79 %**
Scores	**0**	**0.00 %**

bar	0	0.00 %
blocked	0	0.00 %
missed	0	0.00 %
on goal	0	0.00 %
Shots	**0**	**0.00 %**
Scores	**0**	**0.00 %**

bar	0	0.00 %
blocked	0	0.00 %
missed	0	0.00 %
on goal	0	0.00 %
Shots	**0**	**0.00 %**
Scores	**0**	**0.00 %**

bar	0	0.00 %
blocked	4	21.05 %
missed	7	36.84 %
on goal	8	42.11 %
Shots	**19**	
Scores	**0**	

© by Roman Koller (info@floorballstatistics.ch)

Shot Statistics

Zug United

2nd Periode

Skorpion Emmental Zollbrück

bar	0	0.00 %
missed	0	0.00 %
on goal	0	0.00 %
blocked	1	100.00 %
Shots	**1**	**4.00 %**
Scores	**0**	**0.00 %**

bar	0	0.00 %
blocked	0	0.00 %
missed	0	0.00 %
on goal	2	100.00 %
Shots	**2**	**8.00 %**
Scores	**0**	**0.00 %**

bar	0	0.00 %
blocked	0	0.00 %
missed	0	0.00 %
on goal	1	100.00 %
Shots	**1**	**4.00 %**
Scores	**0**	**0.00 %**

bar	0	0.00 %
missed	0	0.00 %
blocked	2	50.00 %
on goal	2	50.00 %
Shots	**4**	**16.00 %**
Scores	**1**	**100.00 %**

bar	0	0.00 %
missed	0	0.00 %
blocked	4	36.36 %
on goal	7	63.64 %
Shots	**11**	**44.00 %**
Scores	**0**	**0.00 %**

bar	0	0.00 %
missed	0	0.00 %
blocked	2	50.00 %
on goal	2	50.00 %
Shots	**4**	**16.00 %**
Scores	**0**	**0.00 %**

bar	0	0.00 %
blocked	0	0.00 %
missed	0	0.00 %
on goal	0	0.00 %
Shots	**0**	**0.00 %**
Scores	**0**	**0.00 %**

bar	0	0.00 %
blocked	0	0.00 %
missed	0	0.00 %
on goal	0	0.00 %
Shots	**0**	**0.00 %**
Scores	**0**	**0.00 %**

bar	0	0.00 %
missed	0	0.00 %
blocked	1	50.00 %
on goal	1	50.00 %
Shots	**2**	**8.00 %**
Scores	**0**	**0.00 %**

bar	0	0.00 %
missed	0	0.00 %
blocked	10	40.00 %
on goal	15	60.00 %
Shots	**25**	
Scores	**1**	

bar	0	0.00 %
blocked	0	0.00 %
missed	0	0.00 %
on goal	0	0.00 %
Shots	**0**	**0.00 %**
Scores	**0**	**0.00 %**

bar	0	0.00 %
blocked	1	20.00 %
missed	1	20.00 %
on goal	3	60.00 %
Shots	**5**	**29.41 %**
Scores	**0**	**0.00 %**

bar	0	0.00 %
blocked	0	0.00 %
missed	0	0.00 %
on goal	1	100.00 %
Shots	**1**	**5.88 %**
Scores	**1**	**50.00 %**

bar	0	0.00 %
missed	0	0.00 %
on goal	0	0.00 %
blocked	2	100.00 %
Shots	**2**	**11.76 %**
Scores	**0**	**0.00 %**

bar	0	0.00 %
missed	1	20.00 %
on goal	1	20.00 %
blocked	3	60.00 %
Shots	**5**	**29.41 %**
Scores	**0**	**0.00 %**

bar	0	0.00 %
missed	0	0.00 %
on goal	0	0.00 %
blocked	1	100.00 %
Shots	**1**	**5.88 %**
Scores	**0**	**0.00 %**

bar	0	0.00 %
blocked	0	0.00 %
missed	0	0.00 %
on goal	0	0.00 %
Shots	**0**	**0.00 %**
Scores	**0**	**0.00 %**

bar	0	0.00 %
missed	2	11.76 %
on goal	7	41.18 %
blocked	8	47.06 %
Shots	**17**	
Scores	**2**	

© by Roman Koller (info@floorballstatistics.ch)

Shot Statistics

Zug United

3rd Periode

Skorpion Emmental Zollbrück

bar	0	0.00 %
blocked	0	0.00 %
missed	0	0.00 %
on goal	0	0.00 %
Shots	**0**	**0.00 %**
Scores	**0**	**0.00 %**

bar	0	0.00 %
blocked	0	0.00 %
missed	0	0.00 %
on goal	3	100.00 %
Shots	**3**	**23.08 %**
Scores	**1**	**50.00 %**

bar	0	0.00 %
blocked	0	0.00 %
missed	0	0.00 %
on goal	0	0.00 %
Shots	**0**	**0.00 %**
Scores	**0**	**0.00 %**

bar	0	0.00 %
blocked	0	0.00 %
missed	0	0.00 %
on goal	2	100.00 %
Shots	**2**	**9.09 %**
Scores	**0**	**0.00 %**

bar	0	0.00 %
blocked	0	0.00 %
missed	0	0.00 %
on goal	2	100.00 %
Shots	**2**	**9.09 %**
Scores	**2**	**100.00 %**

bar	0	0.00 %
blocked	0	0.00 %
missed	0	0.00 %
on goal	1	100.00 %
Shots	**1**	**4.55 %**
Scores	**0**	**0.00 %**

bar	0	0.00 %
missed	0	0.00 %
blocked	1	50.00 %
on goal	1	50.00 %
Shots	**2**	**15.38 %**
Scores	**0**	**0.00 %**

bar	0	0.00 %
missed	1	16.67 %
on goal	2	33.33 %
blocked	3	50.00 %
Shots	**6**	**46.15 %**
Scores	**1**	**50.00 %**

bar	0	0.00 %
blocked	0	0.00 %
missed	0	0.00 %
on goal	0	0.00 %
Shots	**0**	**0.00 %**
Scores	**0**	**0.00 %**

bar	0	0.00 %
on goal	0	0.00 %
missed	1	25.00 %
blocked	3	75.00 %
Shots	**4**	**18.18 %**
Scores	**0**	**0.00 %**

bar	0	0.00 %
missed	1	20.00 %
blocked	2	40.00 %
on goal	2	40.00 %
Shots	**5**	**22.73 %**
Scores	**0**	**0.00 %**

bar	0	0.00 %
on goal	0	0.00 %
missed	1	25.00 %
blocked	3	75.00 %
Shots	**4**	**18.18 %**
Scores	**0**	**0.00 %**

bar	0	0.00 %
missed	0	0.00 %
on goal	0	0.00 %
blocked	1	100.00 %
Shots	**1**	**7.69 %**
Scores	**0**	**0.00 %**

bar	0	0.00 %
blocked	0	0.00 %
on goal	0	0.00 %
missed	1	100.00 %
Shots	**1**	**7.69 %**
Scores	**0**	**0.00 %**

bar	0	0.00 %
blocked	0	0.00 %
missed	0	0.00 %
on goal	0	0.00 %
Shots	**0**	**0.00 %**
Scores	**0**	**0.00 %**

bar	0	0.00 %
blocked	1	33.33 %
missed	1	33.33 %
on goal	1	33.33 %
Shots	**3**	**13.64 %**
Scores	**0**	**0.00 %**

bar	0	0.00 %
missed	0	0.00 %
on goal	0	0.00 %
blocked	1	100.00 %
Shots	**1**	**4.55 %**
Scores	**0**	**0.00 %**

bar	0	0.00 %
missed	2	15.38 %
blocked	5	38.46 %
on goal	6	46.15 %
Shots	**13**	
Scores	**2**	

bar	0	0.00 %
missed	4	18.18 %
on goal	8	36.36 %
blocked	10	45.45 %
Shots	**22**	
Scores	**2**	

© by Roman Koller (info@floorballstatistics.ch)

Attack Statistics

Zug United

Overall

Skorpion Emmental Zollbrück

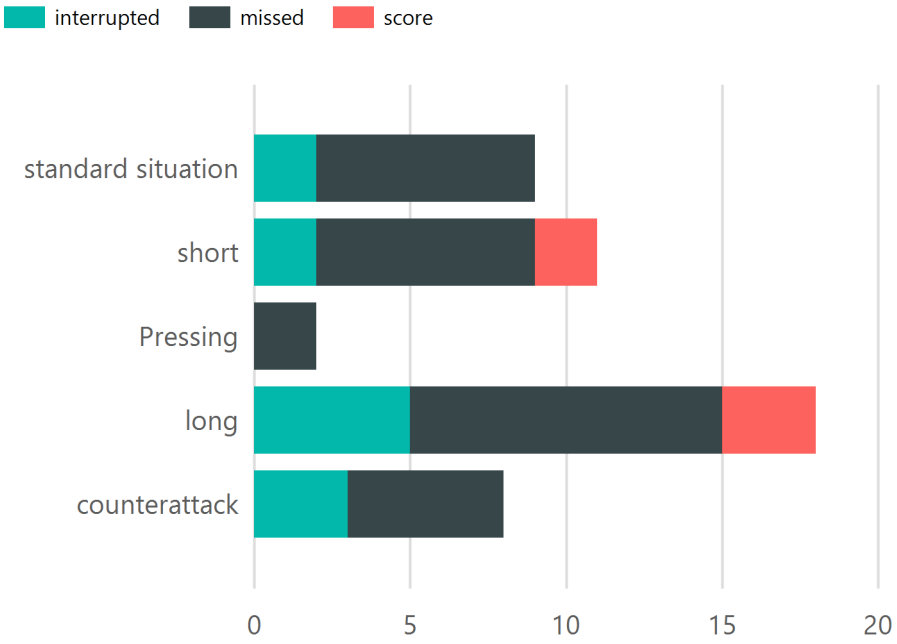

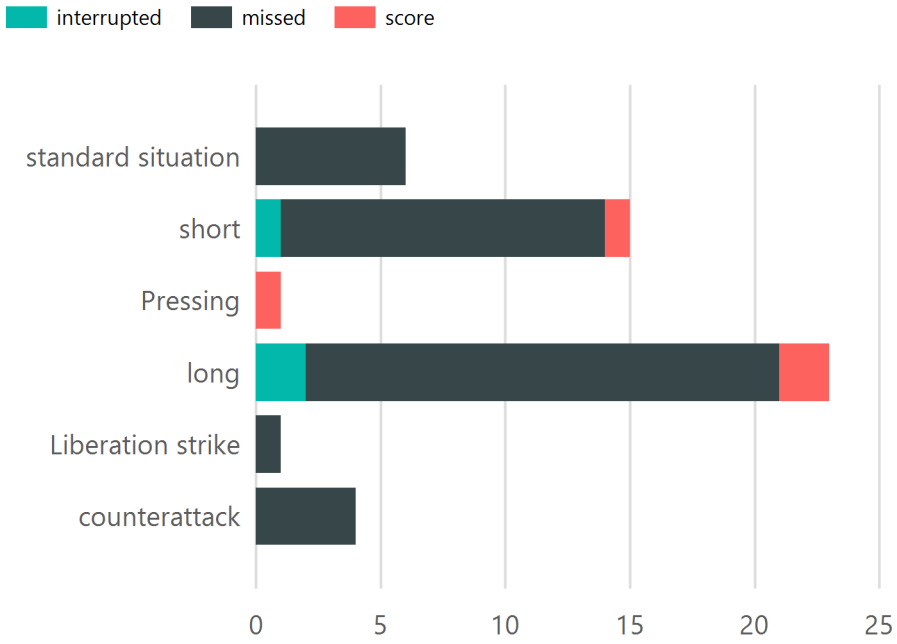

Attack Type	interrupted	missed	score	Total
counterattack	3	5	0	**8**
long	5	10	3	**18**
Pressing	0	2	0	**2**
short	2	7	2	**11**
standard situation	2	7	0	**9**
Total	**12**	**31**	**5**	**48**

Attack Type	interrupted	missed	score	Total
counterattack	0	4	0	**4**
Liberation strike	0	1	0	**1**
long	2	19	2	**23**
Pressing	0	0	1	**1**
short	1	13	1	**15**
standard situation	0	6	0	**6**
Total	**3**	**43**	**4**	**50**

© by Roman Koller (info@floorballstatistics.ch)

Attack Statistics

Zug United

1st Periode

Skorpion Emmental Zollbrück

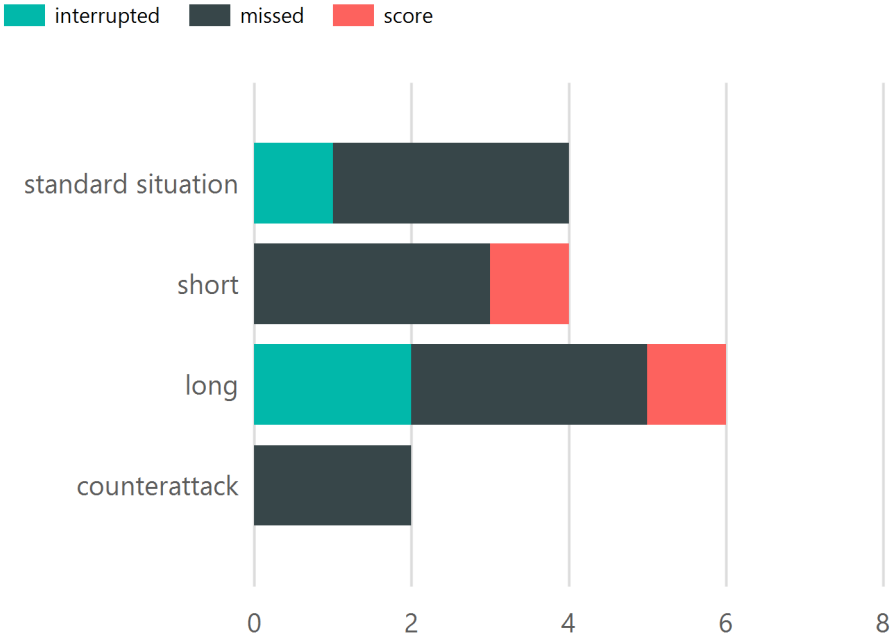

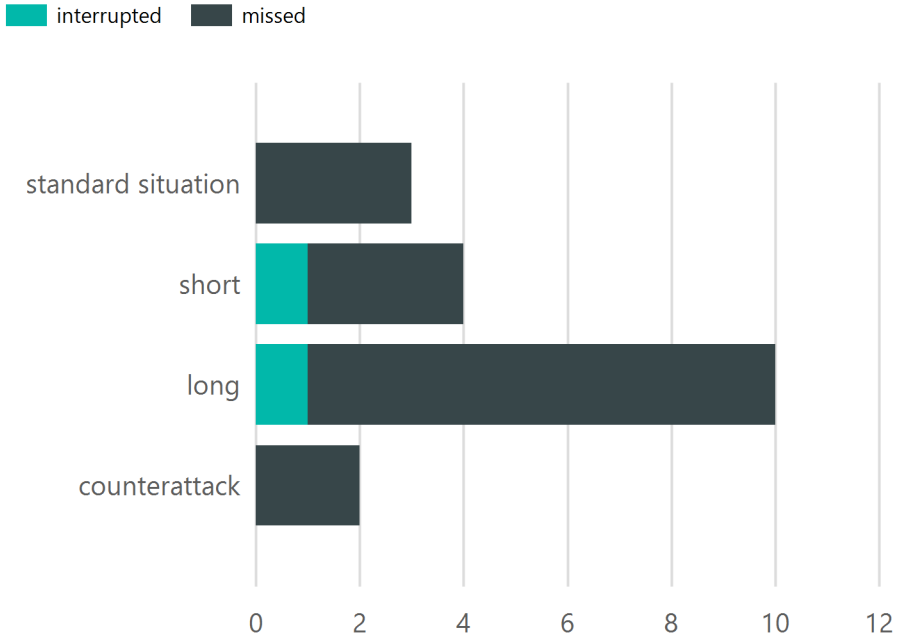

Attack Type	interrupted	missed	score	Total
counterattack	0	2	0	**2**
long	2	3	1	**6**
short	0	3	1	**4**
standard situation	1	3	0	**4**
Total	**3**	**11**	**2**	**16**

Attack Type	interrupted	missed	Total
counterattack	0	2	**2**
long	1	9	**10**
short	1	3	**4**
standard situation	0	3	**3**
Total	**2**	**17**	**19**

© by Roman Koller (info@floorballstatistics.ch)

Attack Statistics

Zug United

2nd Periode

Skorpion Emmental Zollbrück

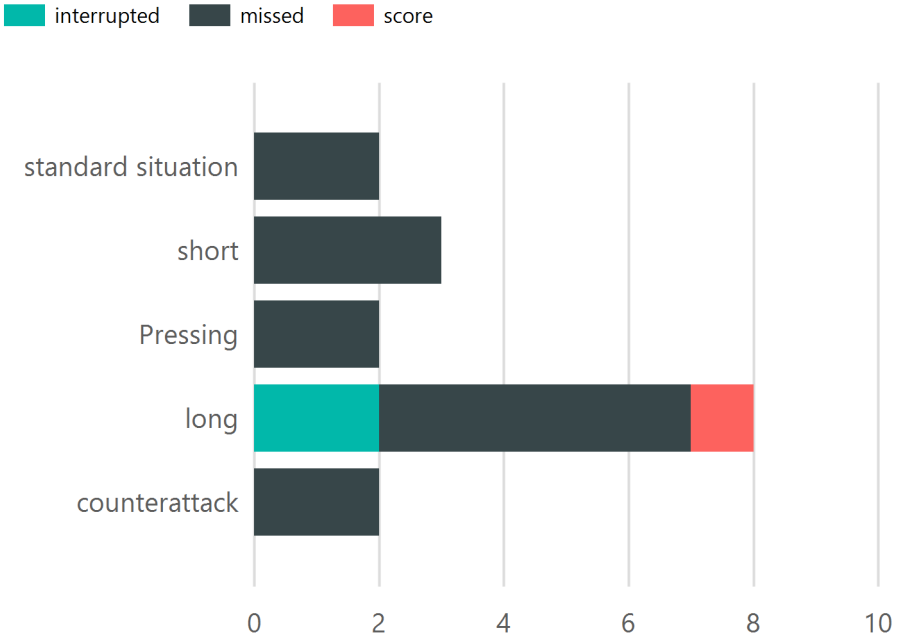

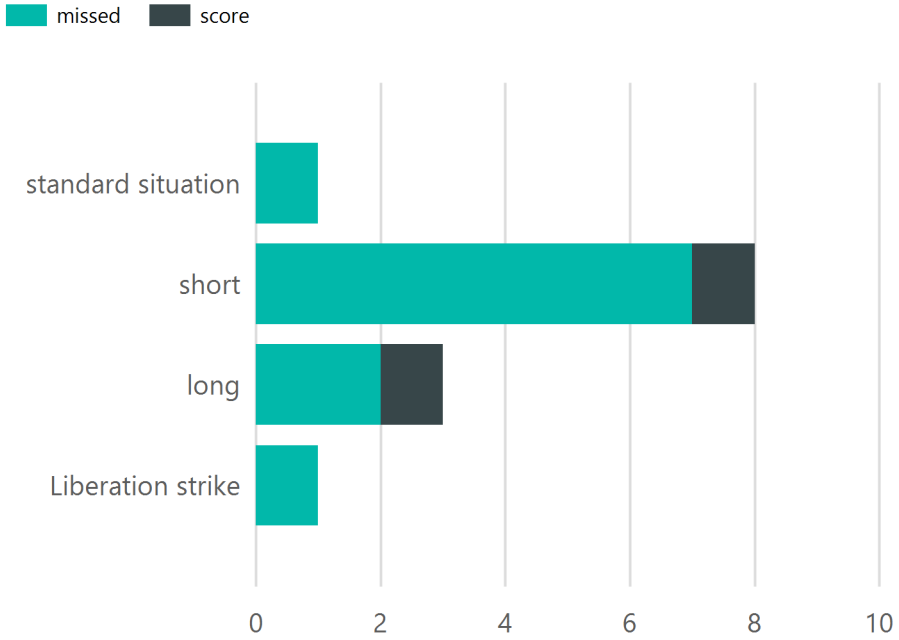

Attack Type	interrupted	missed	score	Total
counterattack	0	2	0	**2**
long	2	5	1	**8**
Pressing	0	2	0	**2**
short	0	3	0	**3**
standard situation	0	2	0	**2**
Total	**2**	**14**	**1**	**17**

Attack Type	missed	score	Total
Liberation strike	1	0	**1**
long	2	1	**3**
short	7	1	**8**
standard situation	1	0	**1**
Total	**11**	**2**	**13**

© by Roman Koller (info@floorballstatistics.ch)

Attack Statistics

Zug United

3rd Periode

Skorpion Emmental Zollbrück

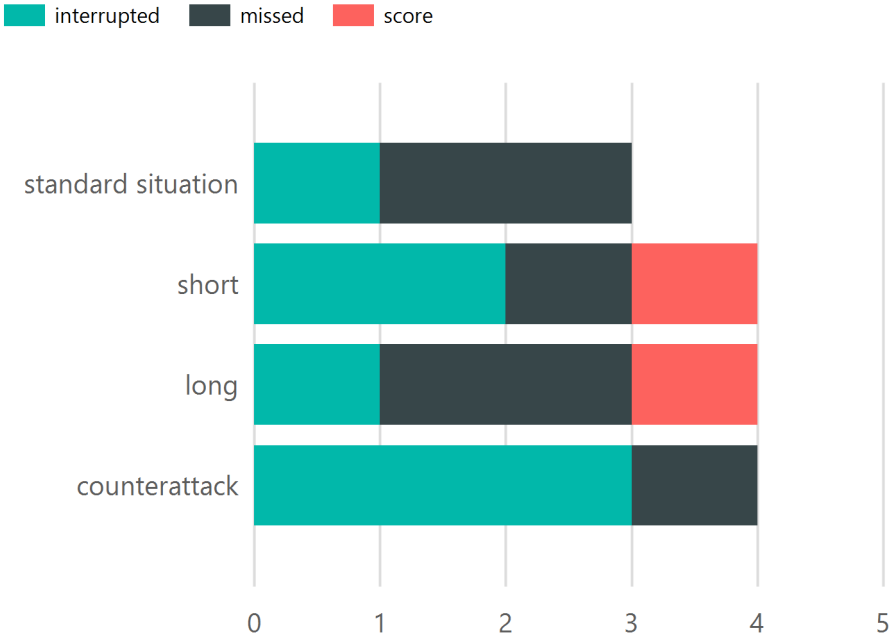

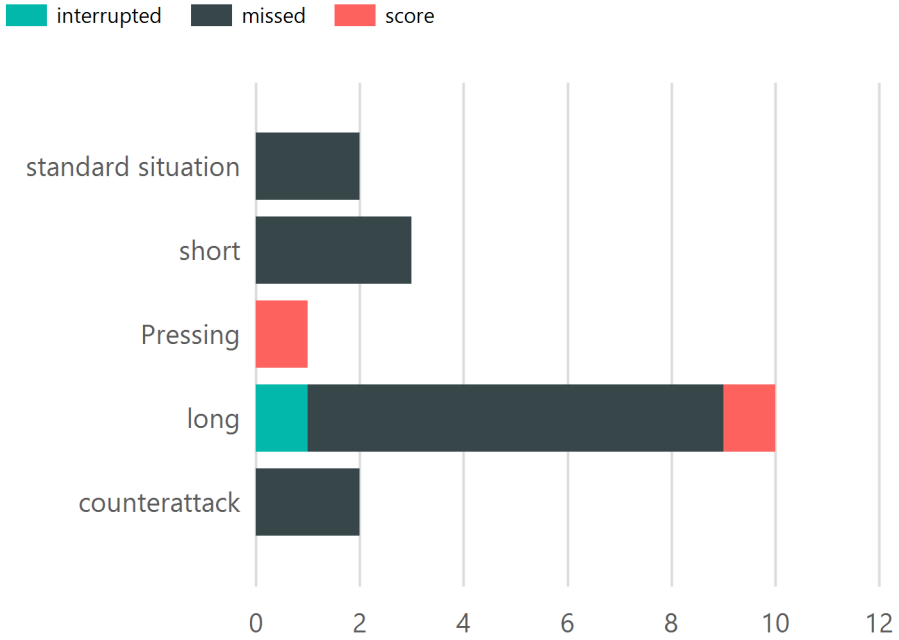

Attack Type	interrupted	missed	score	Total
counterattack	3	1	0	**4**
long	1	2	1	**4**
short	2	1	1	**4**
standard situation	1	2	0	**3**
Total	**7**	**6**	**2**	**15**

Attack Type	interrupted	missed	score	Total
counterattack	0	2	0	**2**
long	1	8	1	**10**
Pressing	0	0	1	**1**
short	0	3	0	**3**
standard situation	0	2	0	**2**
Total	**1**	**15**	**2**	**18**

© by Roman Koller (info@floorballstatistics.ch)

Attack Statistics

Zug United

Overall

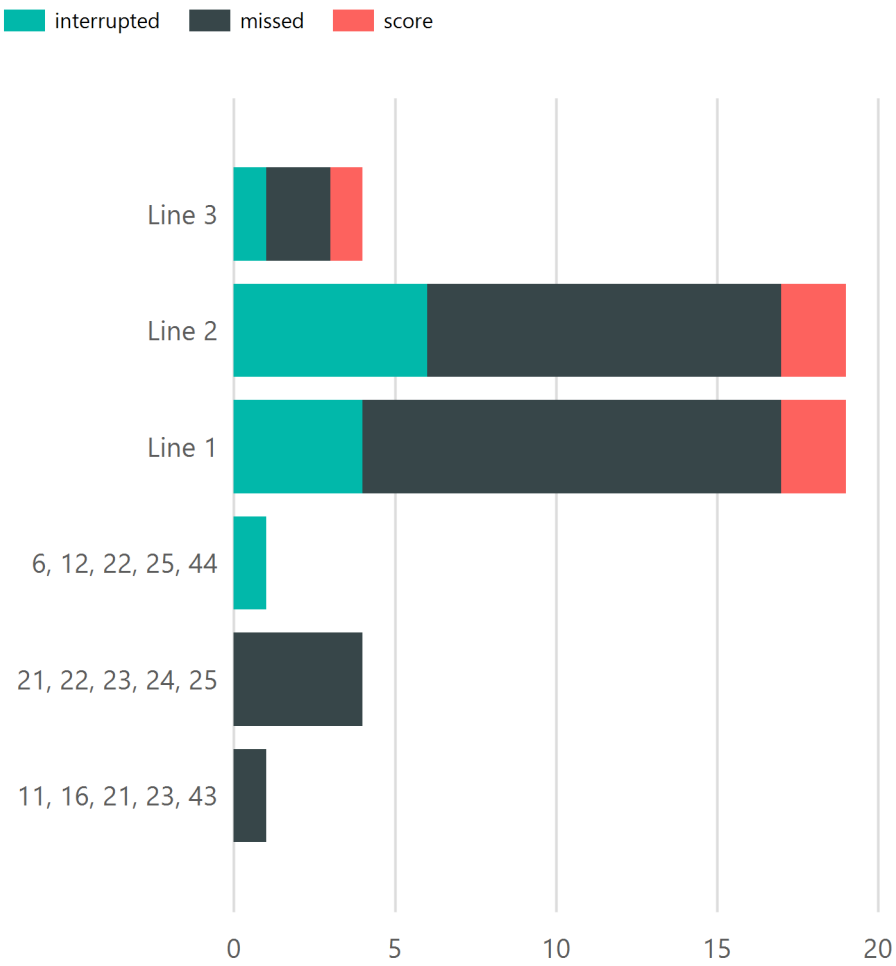

Players involved	interrupted	missed	score	Total
6, 12, 22, 25, 44	1	0	0	**1**
11, 16, 21, 23, 43	0	1	0	**1**
Line 3	1	2	1	**4**
21, 22, 23, 24, 25	0	4	0	**4**
Line 2	6	11	2	**19**
Line 1	4	13	2	**19**
Total	**12**	**31**	**5**	**48**

© by Roman Koller (info@floorballstatistics.ch)

Attack Statistics

Overall

Skorpion Emmental Zollbrück

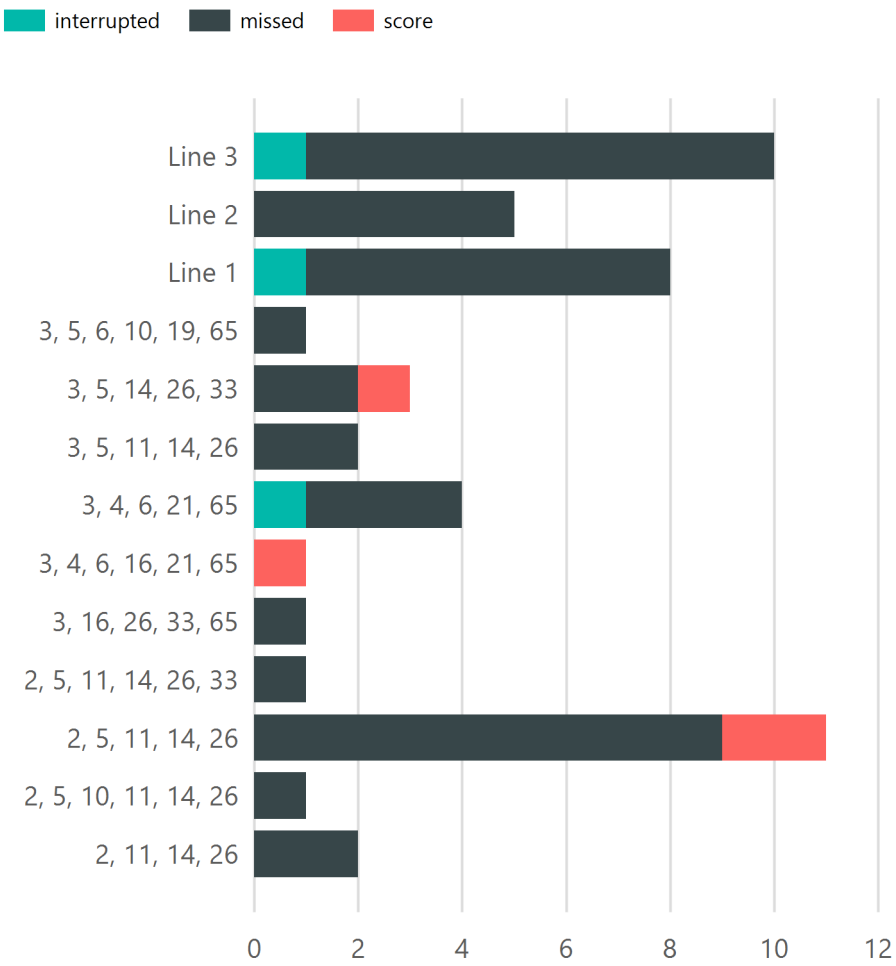

Players involved	interrupted	missed	score	Total
Line 3	1	9	0	**10**
2, 11, 14, 26	0	2	0	**2**
Line 1	1	7	0	**8**
Line 2	0	5	0	**5**
2, 5, 11, 14, 26	0	9	2	**11**
3, 4, 6, 21, 65	1	3	0	**4**
3, 5, 11, 14, 26	0	2	0	**2**
3, 4, 6, 16, 21, 65	0	0	1	**1**
2, 5, 10, 11, 14, 26	0	1	0	**1**
2, 5, 11, 14, 26, 33	0	1	0	**1**
3, 5, 6, 10, 19, 65	0	1	0	**1**
3, 5, 14, 26, 33	0	2	1	**3**
3, 16, 26, 33, 65	0	1	0	**1**
Total	**3**	**43**	**4**	**50**

© by Roman Koller (info@floorballstatistics.ch)

Attack Statistics

Zug United

1st Periode

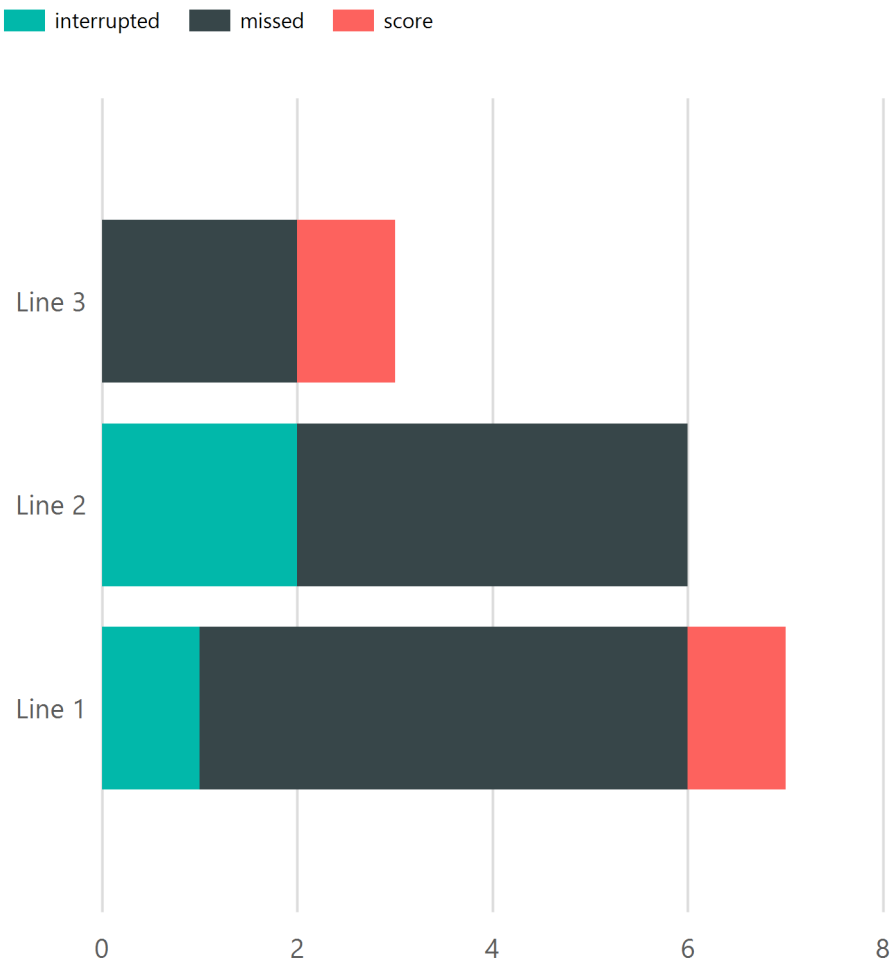

Players involved	interrupted	missed	score	Total
Line 3	0	2	1	**3**
Line 2	2	4	0	**6**
Line 1	1	5	1	**7**
Total	**3**	**11**	**2**	**16**

© by Roman Koller (info@floorballstatistics.ch)

Attack Statistics

1st Periode

Skorpion Emmental Zollbrück

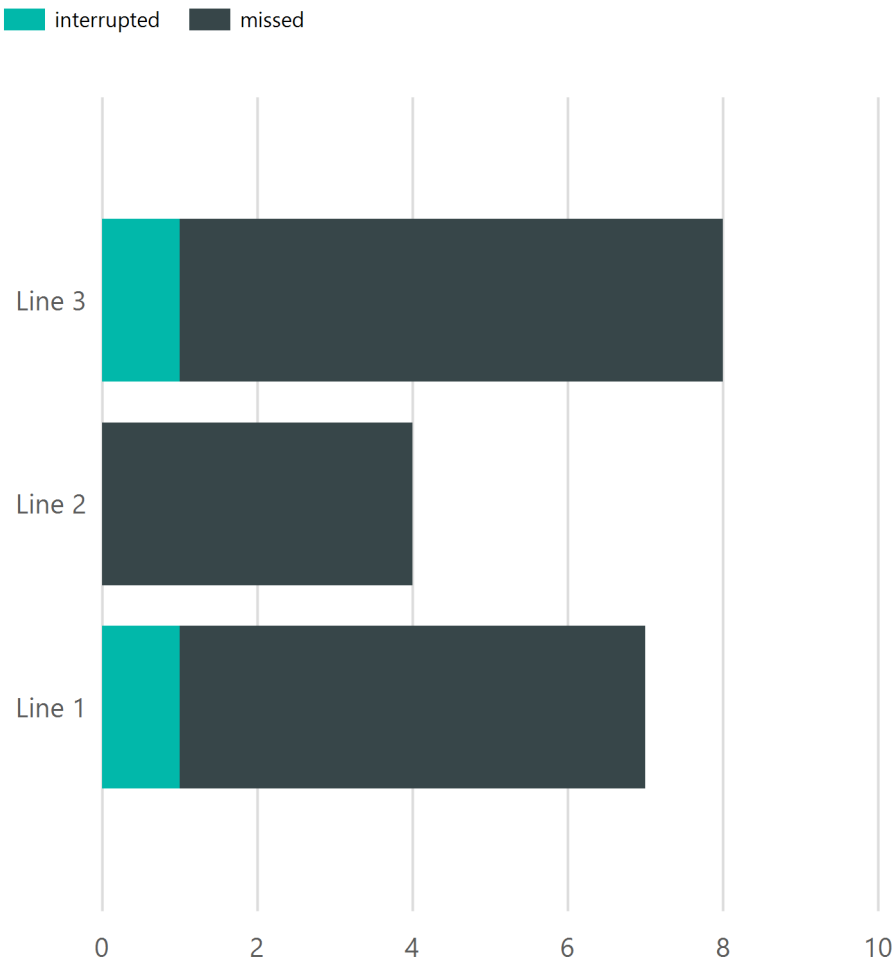

Players involved	interrupted	missed	Total
Line 3	1	7	**8**
Line 1	1	6	**7**
Line 2	0	4	**4**
Total	**2**	**17**	**19**

© by Roman Koller (info@floorballstatistics.ch)

Attack Statistics

Zug United

2nd Periode

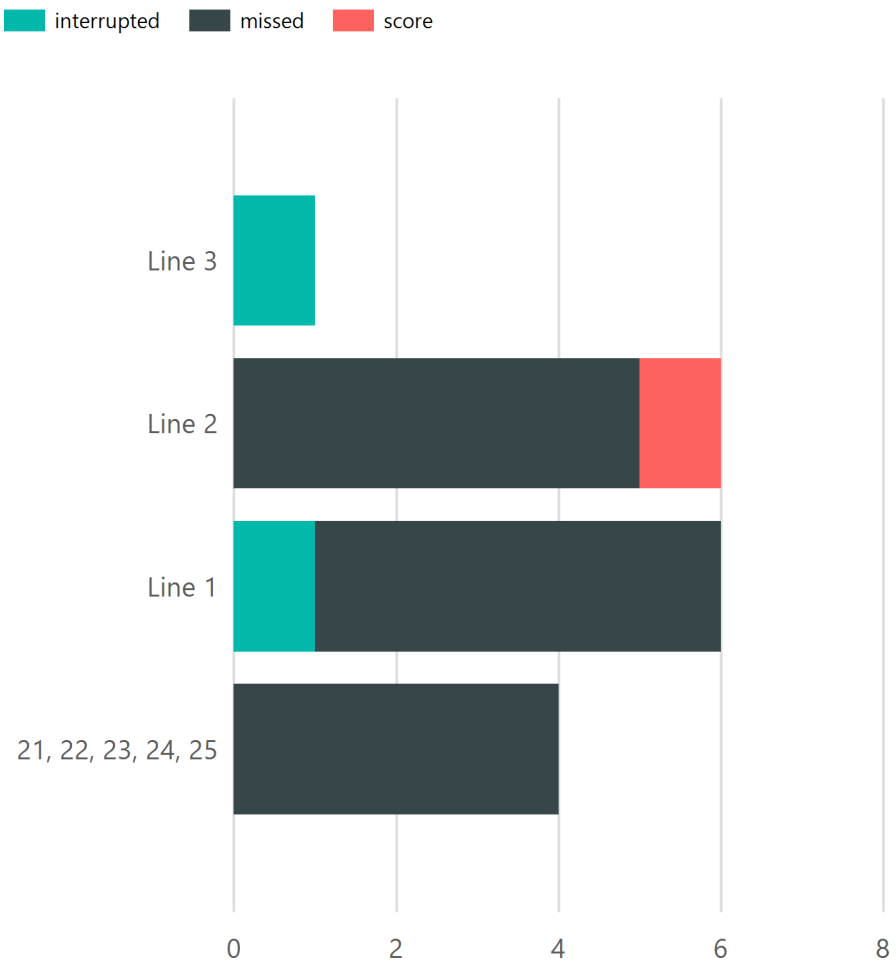

Players involved	interrupted	missed	score	Total
Line 1	1	5	0	**6**
Line 3	1	0	0	**1**
21, 22, 23, 24, 25	0	4	0	**4**
Line 2	0	5	1	**6**
Total	**2**	**14**	**1**	**17**

© by Roman Koller (info@floorballstatistics.ch)

Attack Statistics

2nd Periode

Skorpion Emmental Zollbrück

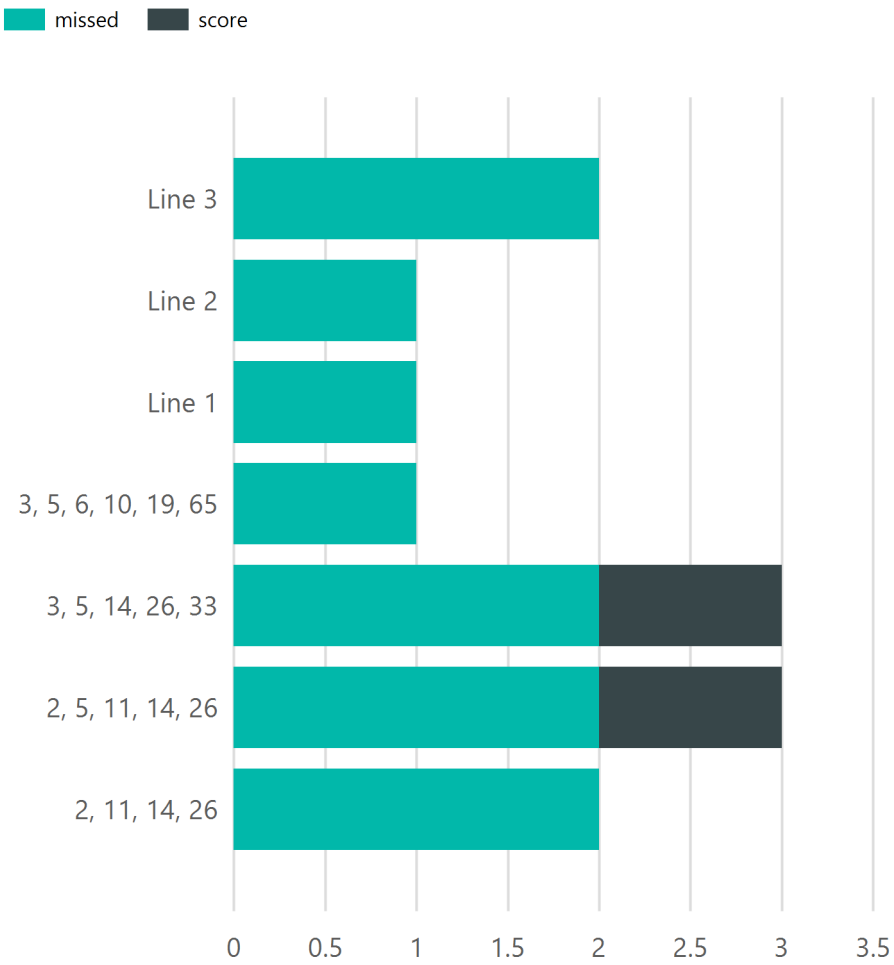

Players involved	missed	score	Total
2, 11, 14, 26	2	0	**2**
2, 5, 11, 14, 26	2	1	**3**
Line 3	2	0	**2**
Line 1	1	0	**1**
3, 5, 6, 10, 19, 65	1	0	**1**
3, 5, 14, 26, 33	2	1	**3**
Line 2	1	0	**1**
Total	**11**	**2**	**13**

© by Roman Koller (info@floorballstatistics.ch)

Attack Statistics

Zug United

3rd Periode

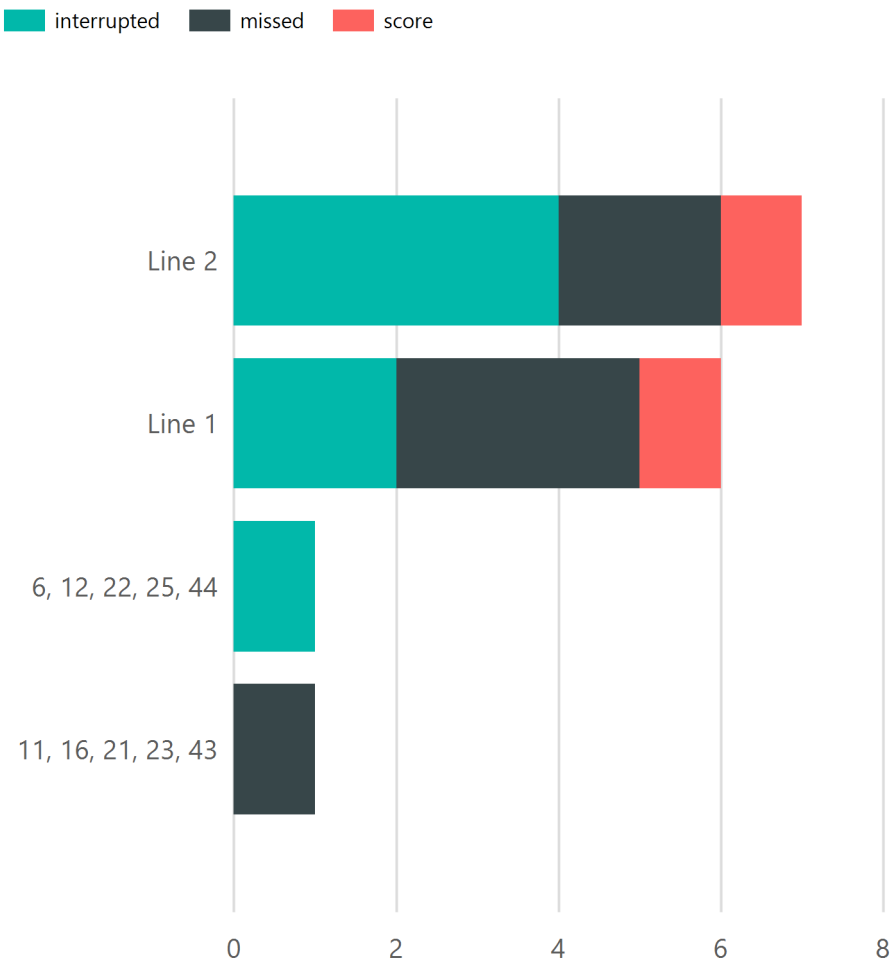

Players involved	interrupted	missed	score	Total
6, 12, 22, 25, 44	1	0	0	**1**
11, 16, 21, 23, 43	0	1	0	**1**
Line 1	2	3	1	**6**
Line 2	4	2	1	**7**
Total	**7**	**6**	**2**	**15**

© by Roman Koller (info@floorballstatistics.ch)

Attack Statistics

3rd Periode

Skorpion Emmental Zollbrück

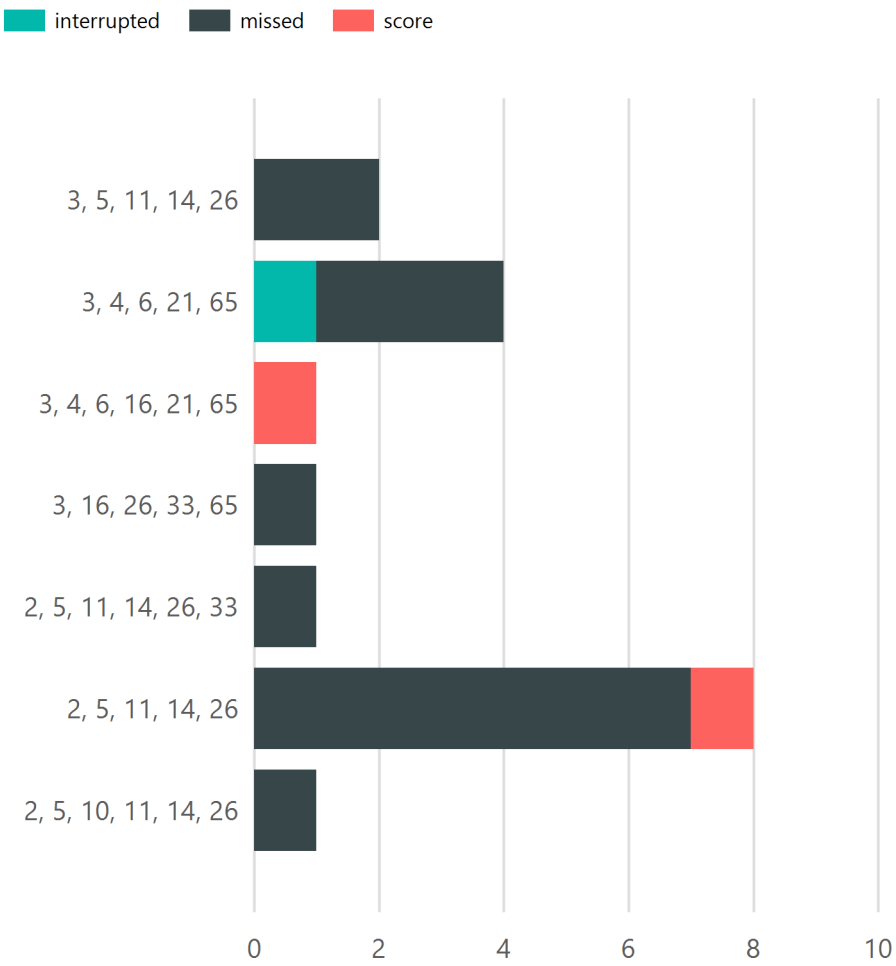

Players involved	interrupted	missed	score	Total
3, 4, 6, 21, 65	1	3	0	**4**
3, 5, 11, 14, 26	0	2	0	**2**
3, 4, 6, 16, 21, 65	0	0	1	**1**
2, 5, 10, 11, 14, 26	0	1	0	**1**
2, 5, 11, 14, 26, 33	0	1	0	**1**
2, 5, 11, 14, 26	0	7	1	**8**
3, 16, 26, 33, 65	0	1	0	**1**
Total	**1**	**15**	**2**	**18**

© by Roman Koller (info@floorballstatistics.ch)