# U19-EFT 2025

# Event Statistics

October 17 - 19, 2025

# Event Statistics

**Games**

| 17.10.2025 | Game | Spectators | in % | Result | Duration |
|---|---|---|---|---|---|
| 10:00 | Finland U19 - Czechia U19 | 115 | 6.61 | 5 : 4 ps. | 02:02:00 |
| 16:00 | Switzerland U19 - Sweden U19 | 477 | 27.40 | 6 : 5 ps. | 02:01:00 |
| | **Daily average** | **296** | **34.00** | | |

| 18.10.2025 | Game | Spectators | in % | Result | Duration |
|---|---|---|---|---|---|
| 09:30 | Czechia U19 - Sweden U19 | 185 | 10.63 | 8 : 2 | 01:55:00 |
| 12:30 | Switzerland U19 - Finland U19 | 417 | 23.95 | 3 : 4 | 01:49:00 |
| | **Daily average** | **301** | **34.58** | | |

| 19.10.2025 | Game | Spectators | in % | Result | Duration |
|---|---|---|---|---|---|
| 09:30 | Sweden U19 - Finland U19 | 95 | 5.46 | 6 : 5 ps. | 02:02:00 |
| 13:30 | Switzerland U19 - Czechia U19 | 452 | 25.96 | 1 : 2 ps. | 02:01:00 |
| | **Daily average** | **274** | **31.42** | | |
| | **Event average** | **290** | | | |

© by Roman Koller (info@floorballstatistics.ch)

# Event Statistics

| Team Statistic | Games | Shots | | | | Goals | | Bullies | | | Penalties | | |
|---|---|---|---|---|---|---|---|---|---|---|---|---|---|
| **Team** | played | Total | on Goal | % on Goal | Efficiency (%) | scored | in % | Total | won | in % | Total (min) | in % | Total (min eff.) |
| Czechia U19 | 3 | 149 | 54 | 36.24 | 24.07 | 13 | 27.66 | 31 | 20 | 64.52 | 0 | 0.00 | 00:00:00 |
| Finland U19 | 3 | 117 | 46 | 39.32 | 28.26 | 13 | 27.66 | 35 | 18 | 51.43 | 12 | 50.00 | 00:10:04 |
| Sweden U19 | 3 | 154 | 72 | 46.75 | 16.67 | 12 | 25.53 | 38 | 18 | 47.37 | 8 | 33.33 | 00:07:20 |
| Switzerland U19 | 3 | 132 | 52 | 39.39 | 17.31 | 9 | 19.15 | 32 | 12 | 37.50 | 4 | 16.67 | 00:03:20 |
| | | **552** | **224** | **40.58** | **20.98** | **47** | | **136** | | | **24** | | |

© by Roman Koller (info@floorballstatistics.ch)

# Event Statistics

## Finland U19

| | Goals achieved | Goals get | penalty minutes |
|---|---|---|---|
| **Team overview** | 13 | 12 | 12 |

| | Games | Plus/Minus | | | | | Shots | | | | Goals | | | Bullies | | | Penalties | |
|---|---|---|---|---|---|---|---|---|---|---|---|---|---|---|---|---|---|---|
| **Player** | played | + | - | balance | + in % | - in % | Total | on Goal | % on Goal | Efficiency (%) | scored | Assists | in % | Total | won | in % | Total (min) | in % |
| 7 Hirsimäki Oona | 3 | 2 | 2 | 0 | 15.38 | 16.67 | 9 | 4 | 44.44 | 50.00 | 2 | 4 | 15.38 | 2 | 0 | 0.00 | 0 | 0.00 |
| 9 Kuutniemi Vilja | 3 | 4 | 1 | 3 | 30.77 | 8.33 | 14 | 6 | 42.86 | 50.00 | 3 | 0 | 23.08 | 0 | 0 | 0.00 | 0 | 0.00 |
| 5 Honkuri Aada | 3 | 4 | 1 | 3 | 30.77 | 8.33 | 4 | 3 | 75.00 | 66.67 | 2 | 0 | 15.38 | 1 | 1 | 100.00 | 0 | 0.00 |
| 14 Vahlman Kiira-Karoliina | 3 | 4 | 1 | 3 | 30.77 | 8.33 | 8 | 4 | 50.00 | 25.00 | 1 | 1 | 7.69 | 1 | 1 | 100.00 | 2 | 16.67 |
| 19 Gauffin-Kauste Zara | 3 | 4 | 2 | 2 | 30.77 | 16.67 | 9 | 5 | 55.56 | 20.00 | 1 | 1 | 7.69 | 12 | 7 | 58.33 | 2 | 16.67 |
| 6 Virtanen Ella | 3 | 4 | 1 | 3 | 30.77 | 8.33 | 4 | 2 | 50.00 | 0.00 | 0 | 2 | 0.00 | 0 | 0 | 0.00 | 2 | 16.67 |
| 10 Kaisti Leea | 3 | 3 | 3 | 0 | 23.08 | 25.00 | 1 | 1 | 100.00 | 100.00 | 1 | 0 | 7.69 | 0 | 0 | 0.00 | 0 | 0.00 |
| 22 Kärki Minea | 3 | 2 | 2 | 0 | 15.38 | 16.67 | 6 | 1 | 16.67 | 100.00 | 1 | 0 | 7.69 | 7 | 2 | 28.57 | 0 | 0.00 |
| 13 Järvenpää Aino-Maisa | 3 | 2 | 1 | 1 | 15.38 | 8.33 | 4 | 3 | 75.00 | 33.33 | 1 | 0 | 7.69 | 5 | 3 | 60.00 | 0 | 0.00 |
| 8 Järvinen Janella | 3 | 1 | 3 | -2 | 7.69 | 25.00 | 14 | 8 | 57.14 | 12.50 | 1 | 0 | 7.69 | 0 | 0 | 0.00 | 0 | 0.00 |
| 2 Koivumäki Pinja | 3 | 1 | 2 | -1 | 7.69 | 16.67 | 4 | 2 | 50.00 | 0.00 | 0 | 1 | 0.00 | 0 | 0 | 0.00 | 2 | 16.67 |
| 3 Kainulainen Siiri | 3 | 1 | 3 | -2 | 7.69 | 25.00 | 4 | 1 | 25.00 | 0.00 | 0 | 1 | 0.00 | 1 | 0 | 0.00 | 0 | 0.00 |
| 11 Sandström Natalie | 3 | 1 | 3 | -2 | 7.69 | 25.00 | 10 | 2 | 20.00 | 0.00 | 0 | 1 | 0.00 | 2 | 0 | 0.00 | 2 | 16.67 |
| 17 Holopainen Elsa | 3 | 1 | 4 | -3 | 7.69 | 33.33 | 18 | 3 | 16.67 | 0.00 | 0 | 1 | 0.00 | 4 | 4 | 100.00 | 0 | 0.00 |
| 18 Potinoja Jenna | 3 | 1 | 2 | -1 | 7.69 | 16.67 | 4 | 1 | 25.00 | 0.00 | 0 | 0 | 0.00 | 0 | 0 | 0.00 | 2 | 16.67 |
| 21 Rinne Neea | 3 | 1 | 4 | -3 | 7.69 | 33.33 | 4 | 0 | 0.00 | 0.00 | 0 | 0 | 0.00 | 0 | 0 | 0.00 | 0 | 0.00 |
| | | | | | | | **117** | **46** | **39.32** | **28.26** | | | | **35** | **18** | **51.43** | **12** | |

**Finland U19**

© by Roman Koller (info@floorballstatistics.ch)

# Event Statistics

| | | |
|---|---|---|
| bar | 0 | 0.00 % |
| blocked | 0 | 0.00 % |
| missed | 0 | 0.00 % |
| on goal | 0 | 0.00 % |
| **Shots** | **0** | **0.00 %** |
| **Scores** | **0** | **0.00 %** |

| | | |
|---|---|---|
| bar | 0 | 0.00 % |
| blocked | 3 | 20.00 % |
| missed | 3 | 20.00 % |
| on goal | 9 | 60.00 % |
| **Shots** | **15** | **12.82 %** |
| **Scores** | **4** | **30.77 %** |

| | | |
|---|---|---|
| bar | 0 | 0.00 % |
| blocked | 0 | 0.00 % |
| on goal | 0 | 0.00 % |
| missed | 1 | 100.00 % |
| **Shots** | **1** | **0.85 %** |
| **Scores** | **0** | **0.00 %** |

| | | |
|---|---|---|
| Total on Goal | 0 | |
| Total Shots | 0 | |
| Total Scores | 0 | |
| **Precision** | **NaN** | |
| **Efficency** | **NaN** | |

| | | |
|---|---|---|
| Total on Goal | 9 | |
| Total Shots | 15 | |
| Total Scores | 4 | |
| **Precision** | **60.00 %** | |
| **Efficency** | **44.44 %** | |

| | | |
|---|---|---|
| Total on Goal | 0 | |
| Total Shots | 1 | |
| Total Scores | 0 | |
| **Precision** | **0.00 %** | |
| **Efficency** | **NaN** | |

| | | |
|---|---|---|
| bar | 0 | 0.00 % |
| missed | 8 | 26.67 % |
| on goal | 10 | 33.33 % |
| blocked | 12 | 40.00 % |
| **Shots** | **30** | **25.64 %** |
| **Scores** | **1** | **7.69 %** |

| | | |
|---|---|---|
| bar | 1 | 2.56 % |
| missed | 7 | 17.95 % |
| blocked | 15 | 38.46 % |
| on goal | 16 | 41.03 % |
| **Shots** | **39** | **33.33 %** |
| **Scores** | **5** | **38.46 %** |

| | | |
|---|---|---|
| bar | 0 | 0.00 % |
| missed | 4 | 30.77 % |
| on goal | 4 | 30.77 % |
| blocked | 5 | 38.46 % |
| **Shots** | **13** | **11.11 %** |
| **Scores** | **1** | **7.69 %** |

| | | |
|---|---|---|
| Total on Goal | 10 | |
| Total Shots | 30 | |
| Total Scores | 1 | |
| **Precision** | **33.33 %** | |
| **Efficency** | **10.00 %** | |

| | | |
|---|---|---|
| Total on Goal | 16 | |
| Total Shots | 39 | |
| Total Scores | 5 | |
| **Precision** | **41.03 %** | |
| **Efficency** | **31.25 %** | |

| | | |
|---|---|---|
| Total on Goal | 4 | |
| Total Shots | 13 | |
| Total Scores | 1 | |
| **Precision** | **30.77 %** | |
| **Efficency** | **25.00 %** | |

| | | |
|---|---|---|
| bar | 0 | 0.00 % |
| blocked | 0 | 0.00 % |
| missed | 1 | 50.00 % |
| on goal | 1 | 50.00 % |
| **Shots** | **2** | **1.71 %** |
| **Scores** | **0** | **0.00 %** |

| | | |
|---|---|---|
| bar | 0 | 0.00 % |
| on goal | 3 | 25.00 % |
| blocked | 4 | 33.33 % |
| missed | 5 | 41.67 % |
| **Shots** | **12** | **10.26 %** |
| **Scores** | **1** | **7.69 %** |

| | | |
|---|---|---|
| bar | 0 | 0.00 % |
| missed | 0 | 0.00 % |
| blocked | 2 | 40.00 % |
| on goal | 3 | 60.00 % |
| **Shots** | **5** | **4.27 %** |
| **Scores** | **1** | **7.69 %** |

| | | |
|---|---|---|
| Total on Goal | 1 | |
| Total Shots | 2 | |
| Total Scores | 0 | |
| **Precision** | **50.00 %** | |
| **Efficency** | **0.00 %** | |

| | | |
|---|---|---|
| Total on Goal | 3 | |
| Total Shots | 12 | |
| Total Scores | 1 | |
| **Precision** | **25.00 %** | |
| **Efficency** | **33.33 %** | |

| | | |
|---|---|---|
| Total on Goal | 3 | |
| Total Shots | 5 | |
| Total Scores | 1 | |
| **Precision** | **60.00 %** | |
| **Efficency** | **33.33 %** | |

| | | |
|---|---|---|
| bar | 1 | 0.85 % |
| missed | 29 | 24.79 % |
| blocked | 41 | 35.04 % |
| on goal | 46 | 39.32 % |
| **Shots** | **117** | |
| **Scores** | **13** | |

| | |
|---|---|
| Total on Goal | 46 |
| Total Shots | 117 |
| Total Scores | 13 |
| **Precision** | **39.32 %** |
| **Efficency** | **28.26 %** |

© by Roman Koller (info@floorballstatistics.ch)

# Event Statistics

**Short distribution and shots on goal**

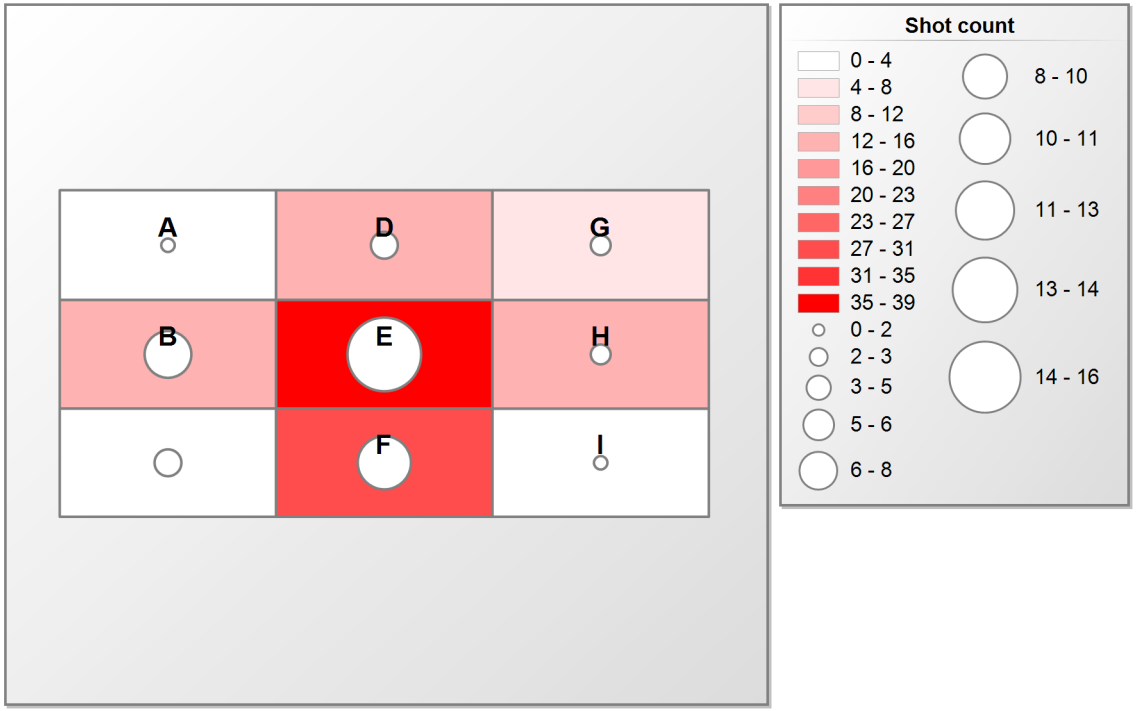


| Zone (Fields) | A | B | D | E | F | G | H | I | Total |
|---|---|---|---|---|---|---|---|---|---|
| Total | 1 | 15 | 13 | 39 | 30 | 5 | 12 | 2 | 117 |
| on Goal (Circles) | 0 | 9 | 4 | 16 | 10 | 3 | 3 | 1 | 46 |

© by Roman Koller (info@floorballstatistics.ch)

# Event Statistics

## Sweden U19

| | Goals achieved | Goals get | penalty minutes |
|---|---|---|---|
| **Team overview** | 12 | 18 | 8 |

| | Games | Plus/Minus | | | | | Shots | | | | Goals | | | Bullies | | | Penalties | |
|---|---|---|---|---|---|---|---|---|---|---|---|---|---|---|---|---|---|---|
| **Player** | played | + | - | balance | + in % | - in % | Total | on Goal | % on Goal | Efficiency (%) | scored | Assists | in % | Total | won | in % | Total (min) | in % |
| 7 Pettersson Alva | 3 | 5 | 8 | -3 | 41.67 | 44.44 | 27 | 15 | 55.56 | 33.33 | 5 | 0 | 41.67 | 0 | 0 | 0.00 | 0 | 0.00 |
| 24 Wadell Elin | 3 | 1 | 1 | 0 | 8.33 | 5.56 | 11 | 5 | 45.45 | 40.00 | 2 | 1 | 16.67 | 6 | 2 | 33.33 | 0 | 0.00 |
| 12 Gunnarsson Elsa | 3 | 5 | 6 | -1 | 41.67 | 33.33 | 10 | 5 | 50.00 | 20.00 | 1 | 2 | 8.33 | 1 | 1 | 100.00 | 0 | 0.00 |
| 23 Hagström Elvira | 3 | 1 | 1 | 0 | 8.33 | 5.56 | 5 | 3 | 60.00 | 66.67 | 2 | 0 | 16.67 | 10 | 4 | 40.00 | 0 | 0.00 |
| 21 Hedberg Ellen | 3 | 0 | 3 | -3 | 0.00 | 16.67 | 12 | 5 | 41.67 | 20.00 | 1 | 1 | 8.33 | 0 | 0 | 0.00 | 0 | 0.00 |
| 15 Pettersson Moa | 3 | 5 | 8 | -3 | 41.67 | 44.44 | 10 | 5 | 50.00 | 0.00 | 0 | 2 | 0.00 | 3 | 1 | 33.33 | 0 | 0.00 |
| 18 Karlsson Johansson Dessie | 3 | 3 | 6 | -3 | 25.00 | 33.33 | 10 | 6 | 60.00 | 16.67 | 1 | 0 | 8.33 | 0 | 0 | 0.00 | 2 | 25.00 |
| 9 Persson Lindeborg Emelie | 1 | 4 | 2 | 2 | 33.33 | 11.11 | 0 | 0 | 0.00 | 0.00 | 0 | 1 | 0.00 | 0 | 0 | 0.00 | 0 | 0.00 |
| 3 Nässén Elvira | 3 | 1 | 1 | 0 | 8.33 | 5.56 | 1 | 1 | 100.00 | 0.00 | 0 | 1 | 0.00 | 0 | 0 | 0.00 | 0 | 0.00 |
| 22 Ulriksson Mikaela | 3 | 2 | 3 | -1 | 16.67 | 16.67 | 17 | 9 | 52.94 | 0.00 | 0 | 1 | 0.00 | 0 | 0 | 0.00 | 0 | 0.00 |
| 5 Åberg Alice | 3 | 1 | 3 | -2 | 8.33 | 16.67 | 5 | 3 | 60.00 | 0.00 | 0 | 0 | 0.00 | 0 | 0 | 0.00 | 4 | 50.00 |
| 6 Svensson Isabella | 1 | 0 | 0 | 0 | 0.00 | 0.00 | 0 | 0 | 0.00 | 0.00 | 0 | 0 | 0.00 | 5 | 5 | 100.00 | 0 | 0.00 |
| 10 Björkborg Thea | 3 | 1 | 2 | -1 | 8.33 | 11.11 | 4 | 2 | 50.00 | 0.00 | 0 | 0 | 0.00 | 0 | 0 | 0.00 | 0 | 0.00 |
| 11 Lindgren Jonna | 3 | 1 | 3 | -2 | 8.33 | 16.67 | 5 | 3 | 60.00 | 0.00 | 0 | 0 | 0.00 | 0 | 0 | 0.00 | 0 | 0.00 |
| 14 Lindvall Lisa | 2 | 0 | 2 | -2 | 0.00 | 11.11 | 2 | 0 | 0.00 | 0.00 | 0 | 0 | 0.00 | 3 | 0 | 0.00 | 0 | 0.00 |
| 16 Gharaei Emellie | 3 | 1 | 3 | -2 | 8.33 | 16.67 | 14 | 4 | 28.57 | 0.00 | 0 | 0 | 0.00 | 0 | 0 | 0.00 | 2 | 25.00 |
| 19 Andersson Judith | 3 | 3 | 6 | -3 | 25.00 | 33.33 | 11 | 2 | 18.18 | 0.00 | 0 | 0 | 0.00 | 7 | 4 | 57.14 | 0 | 0.00 |
| 20 Schill Esther | 3 | 1 | 3 | -2 | 8.33 | 16.67 | 2 | 1 | 50.00 | 0.00 | 0 | 0 | 0.00 | 0 | 0 | 0.00 | 0 | 0.00 |
| 25 Alexander Meja | 2 | 0 | 2 | -2 | 0.00 | 11.11 | 0 | 0 | 0.00 | 0.00 | 0 | 0 | 0.00 | 0 | 0 | 0.00 | 0 | 0.00 |
| 29 Leo Filippa | 3 | 0 | 4 | -4 | 0.00 | 22.22 | 8 | 3 | 37.50 | 0.00 | 0 | 0 | 0.00 | 3 | 1 | 33.33 | 0 | 0.00 |
| | | | | | | | **154** | **72** | **46.75** | **16.67** | | | | **38** | **18** | **47.37** | **8** | |

© by Roman Koller (info@floorballstatistics.ch)

# Event Statistics

## Sweden U19

| | | |
|---|---|---|
| bar | 0 | 0.00 % |
| blocked | 0 | 0.00 % |
| missed | 1 | 33.33 % |
| on goal | 2 | 66.67 % |
| **Shots** | **3** | **1.95 %** |
| **Scores** | **0** | **0.00 %** |

| | | |
|---|---|---|
| bar | 0 | 0.00 % |
| blocked | 0 | 0.00 % |
| missed | 5 | 18.52 % |
| on goal | 22 | 81.48 % |
| **Shots** | **27** | **17.53 %** |
| **Scores** | **4** | **33.33 %** |

| | | |
|---|---|---|
| missed | 0 | 0.00 % |
| bar | 1 | 33.33 % |
| blocked | 1 | 33.33 % |
| on goal | 1 | 33.33 % |
| **Shots** | **3** | **1.95 %** |
| **Scores** | **0** | **0.00 %** |

| | | |
|---|---|---|
| Total on Goal | 2 | |
| Total Shots | 3 | |
| Total Scores | 0 | |
| **Precision** | **66.67 %** | |
| **Efficency** | **0.00 %** | |

| | | |
|---|---|---|
| Total on Goal | 22 | |
| Total Shots | 27 | |
| Total Scores | 4 | |
| **Precision** | **81.48 %** | |
| **Efficency** | **18.18 %** | |

| | | |
|---|---|---|
| Total on Goal | 1 | |
| Total Shots | 3 | |
| Total Scores | 0 | |
| **Precision** | **33.33 %** | |
| **Efficency** | **0.00 %** | |

| | | |
|---|---|---|
| bar | 1 | 3.33 % |
| missed | 5 | 16.67 % |
| blocked | 6 | 20.00 % |
| on goal | 18 | 60.00 % |
| **Shots** | **30** | **19.48 %** |
| **Scores** | **3** | **25.00 %** |

| | | |
|---|---|---|
| bar | 0 | 0.00 % |
| missed | 12 | 29.27 % |
| on goal | 12 | 29.27 % |
| blocked | 17 | 41.46 % |
| **Shots** | **41** | **26.62 %** |
| **Scores** | **3** | **25.00 %** |

| | | |
|---|---|---|
| bar | 0 | 0.00 % |
| missed | 9 | 24.32 % |
| on goal | 13 | 35.14 % |
| blocked | 15 | 40.54 % |
| **Shots** | **37** | **24.03 %** |
| **Scores** | **2** | **16.67 %** |

| | | |
|---|---|---|
| Total on Goal | 18 | |
| Total Shots | 30 | |
| Total Scores | 3 | |
| **Precision** | **60.00 %** | |
| **Efficency** | **16.67 %** | |

| | | |
|---|---|---|
| Total on Goal | 12 | |
| Total Shots | 41 | |
| Total Scores | 3 | |
| **Precision** | **29.27 %** | |
| **Efficency** | **25.00 %** | |

| | | |
|---|---|---|
| Total on Goal | 13 | |
| Total Shots | 37 | |
| Total Scores | 2 | |
| **Precision** | **35.14 %** | |
| **Efficency** | **15.38 %** | |

| | | |
|---|---|---|
| bar | 0 | 0.00 % |
| blocked | 0 | 0.00 % |
| on goal | 0 | 0.00 % |
| missed | 1 | 100.00 % |
| **Shots** | **1** | **0.65 %** |
| **Scores** | **0** | **0.00 %** |

| | | |
|---|---|---|
| bar | 0 | 0.00 % |
| missed | 1 | 11.11 % |
| blocked | 4 | 44.44 % |
| on goal | 4 | 44.44 % |
| **Shots** | **9** | **5.84 %** |
| **Scores** | **0** | **0.00 %** |

| | | |
|---|---|---|
| bar | 0 | 0.00 % |
| missed | 0 | 0.00 % |
| on goal | 0 | 0.00 % |
| blocked | 3 | 100.00 % |
| **Shots** | **3** | **1.95 %** |
| **Scores** | **0** | **0.00 %** |

| | | |
|---|---|---|
| Total on Goal | 0 | |
| Total Shots | 1 | |
| Total Scores | 0 | |
| **Precision** | **0.00 %** | |
| **Efficency** | **NaN** | |

| | | |
|---|---|---|
| Total on Goal | 4 | |
| Total Shots | 9 | |
| Total Scores | 0 | |
| **Precision** | **44.44 %** | |
| **Efficency** | **0.00 %** | |

| | | |
|---|---|---|
| Total on Goal | 0 | |
| Total Shots | 3 | |
| Total Scores | 0 | |
| **Precision** | **0.00 %** | |
| **Efficency** | **NaN** | |

| | | |
|---|---|---|
| bar | 2 | 1.30 % |
| missed | 34 | 22.08 % |
| blocked | 46 | 29.87 % |
| on goal | 72 | 46.75 % |
| **Shots** | **154** | |
| **Scores** | **12** | |

| | |
|---|---|
| Total on Goal | 72 |
| Total Shots | 154 |
| Total Scores | 12 |
| **Precision** | **46.75 %** |
| **Efficency** | **16.67 %** |

© by Roman Koller (info@floorballstatistics.ch)

# Event Statistics

**Short distribution and shots on goal**

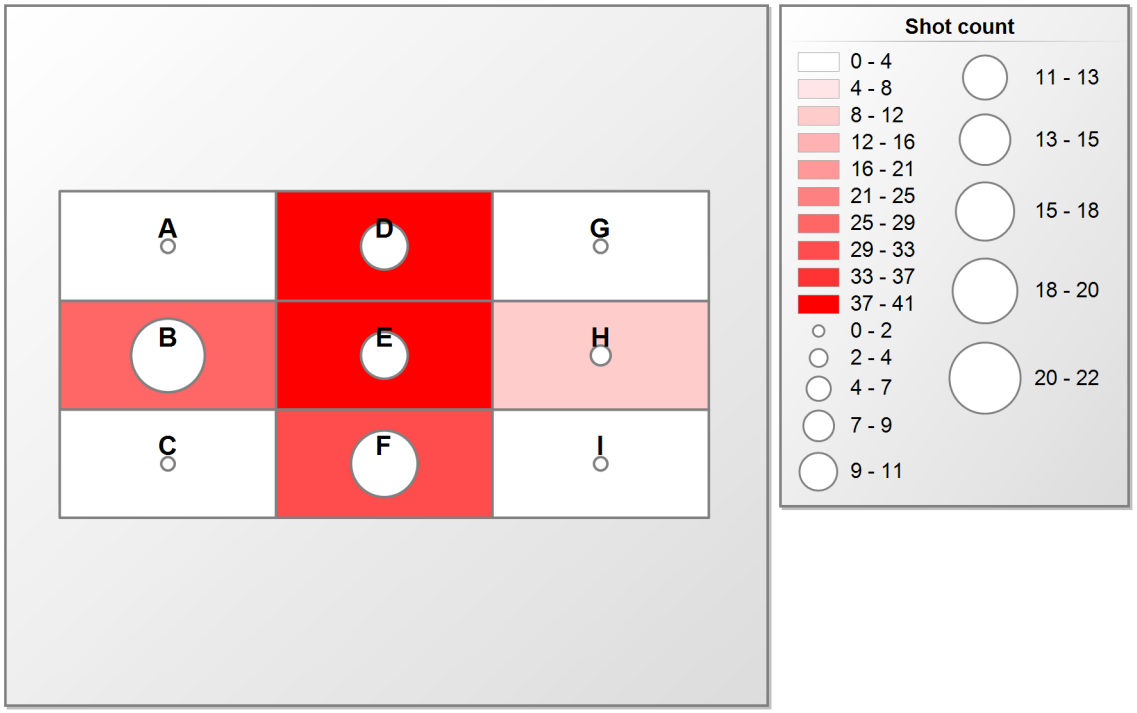


| Zone (Fields) | A | B | C | D | E | F | G | H | I | Total |
|---|---|---|---|---|---|---|---|---|---|---|
| Total | 3 | 27 | 3 | 37 | 41 | 30 | 3 | 9 | 1 | 154 |
| on Goal (Circles) | 1 | 22 | 2 | 13 | 12 | 18 | 0 | 4 | 0 | 72 |

© by Roman Koller (info@floorballstatistics.ch)

# Event Statistics

## Czechia U19

| | Goals achieved | Goals get | penalty minutes |
|---|---|---|---|
| **Team overview** | 13 | 7 | 0 |

| | Games | Plus/Minus | | | | | Shots | | | | Goals | | | Bullies | | | Penalties | |
|---|---|---|---|---|---|---|---|---|---|---|---|---|---|---|---|---|---|---|
| **Player** | played | + | - | balance | + in % | - in % | Total | on Goal | % on Goal | Efficiency (%) | scored | Assists | in % | Total | won | in % | Total (min) | in % |
| 16 Bláhová Monika | 3 | 7 | 2 | 5 | 53.85 | 28.57 | 22 | 11 | 50.00 | 36.36 | 4 | 0 | 30.77 | 0 | 0 | 0.00 | 0 | 0.00 |
| 7 Pieczonková Nikola | 3 | 6 | 2 | 4 | 46.15 | 28.57 | 12 | 4 | 33.33 | 50.00 | 2 | 2 | 15.38 | 0 | 0 | 0.00 | 0 | 0.00 |
| 22 Švajcrová Lucie | 3 | 5 | 1 | 4 | 38.46 | 14.29 | 12 | 7 | 58.33 | 14.29 | 1 | 3 | 7.69 | 0 | 0 | 0.00 | 0 | 0.00 |
| 18 Jašková Barbora | 3 | 6 | 2 | 4 | 46.15 | 28.57 | 13 | 4 | 30.77 | 0.00 | 0 | 3 | 0.00 | 0 | 0 | 0.00 | 0 | 0.00 |
| 4 Janošová Barbora | 2 | 4 | 0 | 4 | 30.77 | 0.00 | 7 | 2 | 28.57 | 100.00 | 2 | 0 | 15.38 | 0 | 0 | 0.00 | 0 | 0.00 |
| 9 Dubcová Veronika | 3 | 5 | 2 | 3 | 38.46 | 28.57 | 3 | 2 | 66.67 | 50.00 | 1 | 1 | 7.69 | 9 | 6 | 66.67 | 0 | 0.00 |
| 3 Vítková Alexandra | 3 | 5 | 1 | 4 | 38.46 | 14.29 | 6 | 1 | 16.67 | 100.00 | 1 | 0 | 7.69 | 0 | 0 | 0.00 | 0 | 0.00 |
| 17 Škodová Petra | 2 | 3 | 3 | 0 | 23.08 | 42.86 | 7 | 1 | 14.29 | 100.00 | 1 | 0 | 7.69 | 3 | 1 | 33.33 | 0 | 0.00 |
| 29 Lískovcová Dominika | 2 | 4 | 2 | 2 | 30.77 | 28.57 | 7 | 2 | 28.57 | 50.00 | 1 | 0 | 7.69 | 1 | 1 | 100.00 | 0 | 0.00 |
| 2 Štípková Zuzana | 3 | 8 | 2 | 6 | 61.54 | 28.57 | 14 | 5 | 35.71 | 0.00 | 0 | 1 | 0.00 | 15 | 10 | 66.67 | 0 | 0.00 |
| 6 Najsrová Lota | 3 | 1 | 0 | 1 | 7.69 | 0.00 | 2 | 1 | 50.00 | 0.00 | 0 | 1 | 0.00 | 0 | 0 | 0.00 | 0 | 0.00 |
| 20 Tumová Dominika | 3 | 8 | 1 | 7 | 61.54 | 14.29 | 8 | 3 | 37.50 | 0.00 | 0 | 1 | 0.00 | 1 | 1 | 100.00 | 0 | 0.00 |
| 5 Veličková Iveta | 3 | 1 | 0 | 1 | 7.69 | 0.00 | 6 | 1 | 16.67 | 0.00 | 0 | 0 | 0.00 | 0 | 0 | 0.00 | 0 | 0.00 |
| 8 Hacklová Johana | 3 | 0 | 1 | -1 | 0.00 | 14.29 | 7 | 0 | 0.00 | 0.00 | 0 | 0 | 0.00 | 0 | 0 | 0.00 | 0 | 0.00 |
| 10 Veverková Valérie | 3 | 0 | 1 | -1 | 0.00 | 14.29 | 2 | 0 | 0.00 | 0.00 | 0 | 0 | 0.00 | 1 | 1 | 100.00 | 0 | 0.00 |
| 11 Kostková Eliška | 2 | 0 | 1 | -1 | 0.00 | 14.29 | 0 | 0 | 0.00 | 0.00 | 0 | 0 | 0.00 | 0 | 0 | 0.00 | 0 | 0.00 |
| 12 Zaoralová Lucie | 2 | 1 | 3 | -2 | 7.69 | 42.86 | 4 | 0 | 0.00 | 0.00 | 0 | 0 | 0.00 | 0 | 0 | 0.00 | 0 | 0.00 |
| 15 Vojáčková Lenka | 2 | 1 | 3 | -2 | 7.69 | 42.86 | 7 | 5 | 71.43 | 0.00 | 0 | 0 | 0.00 | 1 | 0 | 0.00 | 0 | 0.00 |
| 21 Cidlinská Lucie | 3 | 0 | 2 | -2 | 0.00 | 28.57 | 3 | 1 | 33.33 | 0.00 | 0 | 0 | 0.00 | 0 | 0 | 0.00 | 0 | 0.00 |
| 24 Výborná Denisa | 3 | 0 | 2 | -2 | 0.00 | 28.57 | 7 | 4 | 57.14 | 0.00 | 0 | 0 | 0.00 | 0 | 0 | 0.00 | 0 | 0.00 |
| | | | | | | | **149** | **54** | **36.24** | **24.07** | | | | **31** | **20** | **64.52** | **0** | |

© by Roman Koller (info@floorballstatistics.ch)

# Event Statistics

## Czechia U19

| | | |
|---|---|---|
| bar | 0 | 0.00 % |
| blocked | 1 | 33.33 % |
| missed | 1 | 33.33 % |
| on goal | 1 | 33.33 % |
| **Shots** | **3** | **2.01 %** |
| **Scores** | **0** | **0.00 %** |

| | | |
|---|---|---|
| blocked | 0 | 0.00 % |
| missed | 1 | 5.56 % |
| bar | 2 | 11.11 % |
| on goal | 15 | 83.33 % |
| **Shots** | **18** | **12.08 %** |
| **Scores** | **4** | **30.77 %** |

| | | |
|---|---|---|
| bar | 0 | 0.00 % |
| blocked | 0 | 0.00 % |
| missed | 0 | 0.00 % |
| on goal | 5 | 100.00 % |
| **Shots** | **5** | **3.36 %** |
| **Scores** | **1** | **7.69 %** |

| | | |
|---|---|---|
| Total on Goal | 1 | |
| Total Shots | 3 | |
| Total Scores | 0 | |
| **Precision** | **33.33 %** | |
| **Efficency** | **0.00 %** | |

| | | |
|---|---|---|
| Total on Goal | 15 | |
| Total Shots | 18 | |
| Total Scores | 4 | |
| **Precision** | **83.33 %** | |
| **Efficency** | **26.67 %** | |

| | | |
|---|---|---|
| Total on Goal | 5 | |
| Total Shots | 5 | |
| Total Scores | 1 | |
| **Precision** | **100.00 %** | |
| **Efficency** | **20.00 %** | |

| | | |
|---|---|---|
| bar | 2 | 5.88 % |
| missed | 10 | 29.41 % |
| blocked | 11 | 32.35 % |
| on goal | 11 | 32.35 % |
| **Shots** | **34** | **22.82 %** |
| **Scores** | **2** | **15.38 %** |

| | | |
|---|---|---|
| bar | 1 | 2.27 % |
| missed | 8 | 18.18 % |
| on goal | 12 | 27.27 % |
| blocked | 23 | 52.27 % |
| **Shots** | **44** | **29.53 %** |
| **Scores** | **5** | **38.46 %** |

| | | |
|---|---|---|
| bar | 0 | 0.00 % |
| missed | 6 | 25.00 % |
| on goal | 8 | 33.33 % |
| blocked | 10 | 41.67 % |
| **Shots** | **24** | **16.11 %** |
| **Scores** | **0** | **0.00 %** |

| | | |
|---|---|---|
| Total on Goal | 11 | |
| Total Shots | 34 | |
| Total Scores | 2 | |
| **Precision** | **32.35 %** | |
| **Efficency** | **18.18 %** | |

| | | |
|---|---|---|
| Total on Goal | 12 | |
| Total Shots | 44 | |
| Total Scores | 5 | |
| **Precision** | **27.27 %** | |
| **Efficency** | **41.67 %** | |

| | | |
|---|---|---|
| Total on Goal | 8 | |
| Total Shots | 24 | |
| Total Scores | 0 | |
| **Precision** | **33.33 %** | |
| **Efficency** | **0.00 %** | |

| | | |
|---|---|---|
| bar | 0 | 0.00 % |
| missed | 0 | 0.00 % |
| on goal | 0 | 0.00 % |
| blocked | 1 | 100.00 % |
| **Shots** | **1** | **0.67 %** |
| **Scores** | **0** | **0.00 %** |

| | | |
|---|---|---|
| bar | 0 | 0.00 % |
| missed | 2 | 11.11 % |
| on goal | 2 | 11.11 % |
| blocked | 14 | 77.78 % |
| **Shots** | **18** | **12.08 %** |
| **Scores** | **1** | **7.69 %** |

| | | |
|---|---|---|
| bar | 0 | 0.00 % |
| missed | 0 | 0.00 % |
| on goal | 0 | 0.00 % |
| blocked | 2 | 100.00 % |
| **Shots** | **2** | **1.34 %** |
| **Scores** | **0** | **0.00 %** |

| | | |
|---|---|---|
| Total on Goal | 0 | |
| Total Shots | 1 | |
| Total Scores | 0 | |
| **Precision** | **0.00 %** | |
| **Efficency** | **NaN** | |

| | | |
|---|---|---|
| Total on Goal | 2 | |
| Total Shots | 18 | |
| Total Scores | 1 | |
| **Precision** | **11.11 %** | |
| **Efficency** | **50.00 %** | |

| | | |
|---|---|---|
| Total on Goal | 0 | |
| Total Shots | 2 | |
| Total Scores | 0 | |
| **Precision** | **0.00 %** | |
| **Efficency** | **NaN** | |

| | | |
|---|---|---|
| bar | 5 | 3.36 % |
| missed | 28 | 18.79 % |
| on goal | 54 | 36.24 % |
| blocked | 62 | 41.61 % |
| **Shots** | **149** | |
| **Scores** | **13** | |

| | |
|---|---|
| Total on Goal | 54 |
| Total Shots | 149 |
| Total Scores | 13 |
| **Precision** | **36.24 %** |
| **Efficency** | **24.07 %** |

© by Roman Koller (info@floorballstatistics.ch)

# Event Statistics

**Short distribution and shots on goal**

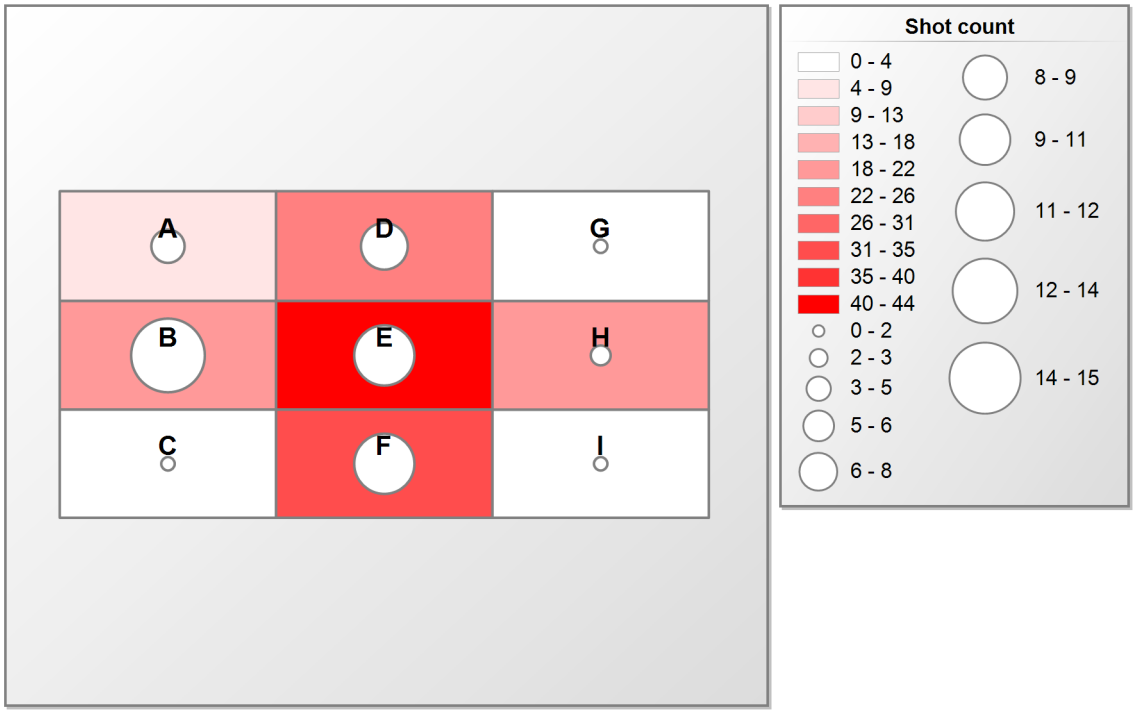


| Zone (Fields) | A | B | C | D | E | F | G | H | I | Total |
|---|---|---|---|---|---|---|---|---|---|---|
| Total | 5 | 18 | 3 | 24 | 44 | 34 | 2 | 18 | 1 | 149 |
| on Goal (Circles) | 5 | 15 | 1 | 8 | 12 | 11 | 0 | 2 | 0 | 54 |

© by Roman Koller (info@floorballstatistics.ch)

# Event Statistics

## Switzerland U19

| | Goals achieved | Goals get | penalty minutes |
|---|---|---|---|
| **Team overview** | 9 | 10 | 4 |

| | Games | Plus/Minus | | | | | Shots | | | | Goals | | | Bullies | | | Penalties | |
|---|---|---|---|---|---|---|---|---|---|---|---|---|---|---|---|---|---|---|
| **Player** | played | + | - | balance | + in % | - in % | Total | on Goal | % on Goal | Efficiency (%) | scored | Assists | in % | Total | won | in % | Total (min) | in % |
| 17 Kurz Livia | 3 | 6 | 3 | 3 | 66.67 | 30.00 | 21 | 7 | 33.33 | 28.57 | 2 | 2 | 22.22 | 4 | 2 | 50.00 | 0 | 0.00 |
| 5 Carniello Ella | 3 | 5 | 2 | 3 | 55.56 | 20.00 | 12 | 5 | 41.67 | 60.00 | 3 | 0 | 33.33 | 3 | 1 | 33.33 | 0 | 0.00 |
| 8 Härtsch Anne | 3 | 6 | 4 | 2 | 66.67 | 40.00 | 8 | 3 | 37.50 | 33.33 | 1 | 2 | 11.11 | 0 | 0 | 0.00 | 2 | 50.00 |
| 4 Meryem Aylin | 3 | 2 | 4 | -2 | 22.22 | 40.00 | 12 | 4 | 33.33 | 25.00 | 1 | 1 | 11.11 | 0 | 0 | 0.00 | 0 | 0.00 |
| 26 Fässler Jael | 2 | 2 | 1 | 1 | 22.22 | 10.00 | 2 | 1 | 50.00 | 100.00 | 1 | 0 | 11.11 | 0 | 0 | 0.00 | 0 | 0.00 |
| 9 Pleisch Simona | 3 | 6 | 4 | 2 | 66.67 | 40.00 | 15 | 7 | 46.67 | 14.29 | 1 | 0 | 11.11 | 0 | 0 | 0.00 | 0 | 0.00 |
| 15 Meier Lina | 3 | 1 | 2 | -1 | 11.11 | 20.00 | 5 | 3 | 60.00 | 0.00 | 0 | 1 | 0.00 | 2 | 1 | 50.00 | 0 | 0.00 |
| 20 Gross Anja | 3 | 5 | 4 | 1 | 55.56 | 40.00 | 9 | 5 | 55.56 | 0.00 | 0 | 1 | 0.00 | 11 | 4 | 36.36 | 0 | 0.00 |
| 28 Christen Leonie | 3 | 3 | 3 | 0 | 33.33 | 30.00 | 13 | 4 | 30.77 | 0.00 | 0 | 1 | 0.00 | 2 | 0 | 0.00 | 0 | 0.00 |
| 10 Jenny Valeria | 3 | 1 | 2 | -1 | 11.11 | 20.00 | 3 | 2 | 66.67 | 0.00 | 0 | 0 | 0.00 | 0 | 0 | 0.00 | 0 | 0.00 |
| 11 Schilliger Svenja | 3 | 1 | 4 | -3 | 11.11 | 40.00 | 7 | 2 | 28.57 | 0.00 | 0 | 0 | 0.00 | 1 | 1 | 100.00 | 0 | 0.00 |
| 12 Bertsch Svenja | 2 | 0 | 1 | -1 | 0.00 | 10.00 | 5 | 1 | 20.00 | 0.00 | 0 | 0 | 0.00 | 0 | 0 | 0.00 | 0 | 0.00 |
| 14 Odermatt Rahel | 3 | 0 | 4 | -4 | 0.00 | 40.00 | 1 | 1 | 100.00 | 0.00 | 0 | 0 | 0.00 | 1 | 1 | 100.00 | 0 | 0.00 |
| 16 Schuppiser Aline | 2 | 1 | 1 | 0 | 11.11 | 10.00 | 2 | 1 | 50.00 | 0.00 | 0 | 0 | 0.00 | 0 | 0 | 0.00 | 0 | 0.00 |
| 18 Oehri Mia | 3 | 4 | 2 | 2 | 44.44 | 20.00 | 8 | 3 | 37.50 | 0.00 | 0 | 0 | 0.00 | 3 | 0 | 0.00 | 2 | 50.00 |
| 21 Oertle Larissa | 3 | 0 | 0 | 0 | 0.00 | 0.00 | 0 | 0 | 0.00 | 0.00 | 0 | 0 | 0.00 | 0 | 0 | 0.00 | 0 | 0.00 |
| 22 Oertle Rebecca | 2 | 3 | 2 | 1 | 33.33 | 20.00 | 3 | 1 | 33.33 | 0.00 | 0 | 0 | 0.00 | 0 | 0 | 0.00 | 0 | 0.00 |
| 23 Hürlimann Franca | 3 | 0 | 4 | -4 | 0.00 | 40.00 | 6 | 2 | 33.33 | 0.00 | 0 | 0 | 0.00 | 5 | 2 | 40.00 | 0 | 0.00 |
| 24 O'Grady Kimmi | 2 | 0 | 3 | -3 | 0.00 | 30.00 | 0 | 0 | 0.00 | 0.00 | 0 | 0 | 0.00 | 0 | 0 | 0.00 | 0 | 0.00 |
| 27 Derungs Lara | 2 | 0 | 0 | 0 | 0.00 | 0.00 | 0 | 0 | 0.00 | 0.00 | 0 | 0 | 0.00 | 0 | 0 | 0.00 | 0 | 0.00 |
| | | | | | | | **132** | **52** | **39.39** | **17.31** | | | | **32** | **12** | **37.50** | **4** | |

© by Roman Koller (info@floorballstatistics.ch)

# Event Statistics



## Switzerland U19

| | | |
|---|---|---|
| bar | 0 | 0.00 % |
| blocked | 0 | 0.00 % |
| missed | 0 | 0.00 % |
| on goal | 0 | 0.00 % |
| **Shots** | **0** | **0.00 %** |
| **Scores** | **0** | **0.00 %** |

| | | |
|---|---|---|
| bar | 0 | 0.00 % |
| blocked | 0 | 0.00 % |
| missed | 2 | 33.33 % |
| on goal | 4 | 66.67 % |
| **Shots** | **6** | **4.55 %** |
| **Scores** | **2** | **22.22 %** |

| | | |
|---|---|---|
| bar | 0 | 0.00 % |
| blocked | 0 | 0.00 % |
| missed | 1 | 50.00 % |
| on goal | 1 | 50.00 % |
| **Shots** | **2** | **1.52 %** |
| **Scores** | **0** | **0.00 %** |

| | |
|---|---|
| Total on Goal | 0 |
| Total Shots | 0 |
| Total Scores | 0 |
| **Precision** | **NaN** |
| **Efficency** | **NaN** |

| | |
|---|---|
| Total on Goal | 4 |
| Total Shots | 6 |
| Total Scores | 2 |
| **Precision** | **66.67 %** |
| **Efficency** | **50.00 %** |

| | |
|---|---|
| Total on Goal | 1 |
| Total Shots | 2 |
| Total Scores | 0 |
| **Precision** | **50.00 %** |
| **Efficency** | **0.00 %** |

| | | |
|---|---|---|
| bar | 0 | 0.00 % |
| missed | 1 | 7.14 % |
| blocked | 6 | 42.86 % |
| on goal | 7 | 50.00 % |
| **Shots** | **14** | **10.61 %** |
| **Scores** | **2** | **22.22 %** |

| | | |
|---|---|---|
| bar | 0 | 0.00 % |
| missed | 10 | 20.00 % |
| blocked | 16 | 32.00 % |
| on goal | 24 | 48.00 % |
| **Shots** | **50** | **37.88 %** |
| **Scores** | **3** | **33.33 %** |

| | | |
|---|---|---|
| bar | 1 | 3.13 % |
| missed | 10 | 31.25 % |
| on goal | 10 | 31.25 % |
| blocked | 11 | 34.38 % |
| **Shots** | **32** | **24.24 %** |
| **Scores** | **1** | **11.11 %** |

| | |
|---|---|
| Total on Goal | 7 |
| Total Shots | 14 |
| Total Scores | 2 |
| **Precision** | **50.00 %** |
| **Efficency** | **28.57 %** |

| | |
|---|---|
| Total on Goal | 24 |
| Total Shots | 50 |
| Total Scores | 3 |
| **Precision** | **48.00 %** |
| **Efficency** | **12.50 %** |

| | |
|---|---|
| Total on Goal | 10 |
| Total Shots | 32 |
| Total Scores | 1 |
| **Precision** | **31.25 %** |
| **Efficency** | **10.00 %** |

| | | |
|---|---|---|
| bar | 0 | 0.00 % |
| on goal | 2 | 18.18 % |
| missed | 4 | 36.36 % |
| blocked | 5 | 45.45 % |
| **Shots** | **11** | **8.33 %** |
| **Scores** | **0** | **0.00 %** |

| | | |
|---|---|---|
| bar | 0 | 0.00 % |
| missed | 2 | 18.18 % |
| on goal | 3 | 27.27 % |
| blocked | 6 | 54.55 % |
| **Shots** | **11** | **8.33 %** |
| **Scores** | **1** | **11.11 %** |

| | | |
|---|---|---|
| bar | 0 | 0.00 % |
| on goal | 1 | 16.67 % |
| blocked | 2 | 33.33 % |
| missed | 3 | 50.00 % |
| **Shots** | **6** | **4.55 %** |
| **Scores** | **0** | **0.00 %** |

| | |
|---|---|
| Total on Goal | 2 |
| Total Shots | 11 |
| Total Scores | 0 |
| **Precision** | **18.18 %** |
| **Efficency** | **0.00 %** |

| | |
|---|---|
| Total on Goal | 3 |
| Total Shots | 11 |
| Total Scores | 1 |
| **Precision** | **27.27 %** |
| **Efficency** | **33.33 %** |

| | |
|---|---|
| Total on Goal | 1 |
| Total Shots | 6 |
| Total Scores | 0 |
| **Precision** | **16.67 %** |
| **Efficency** | **0.00 %** |

| | | |
|---|---|---|
| bar | 1 | 0.76 % |
| missed | 33 | 25.00 % |
| blocked | 46 | 34.85 % |
| on goal | 52 | 39.39 % |
| **Shots** | **132** | |
| **Scores** | **9** | |

| | |
|---|---|
| Total on Goal | 52 |
| Total Shots | 132 |
| Total Scores | 9 |
| **Precision** | **39.39 %** |
| **Efficency** | **17.31 %** |

© by Roman Koller (info@floorballstatistics.ch)

# Event Statistics

## Short distribution and shots on goal

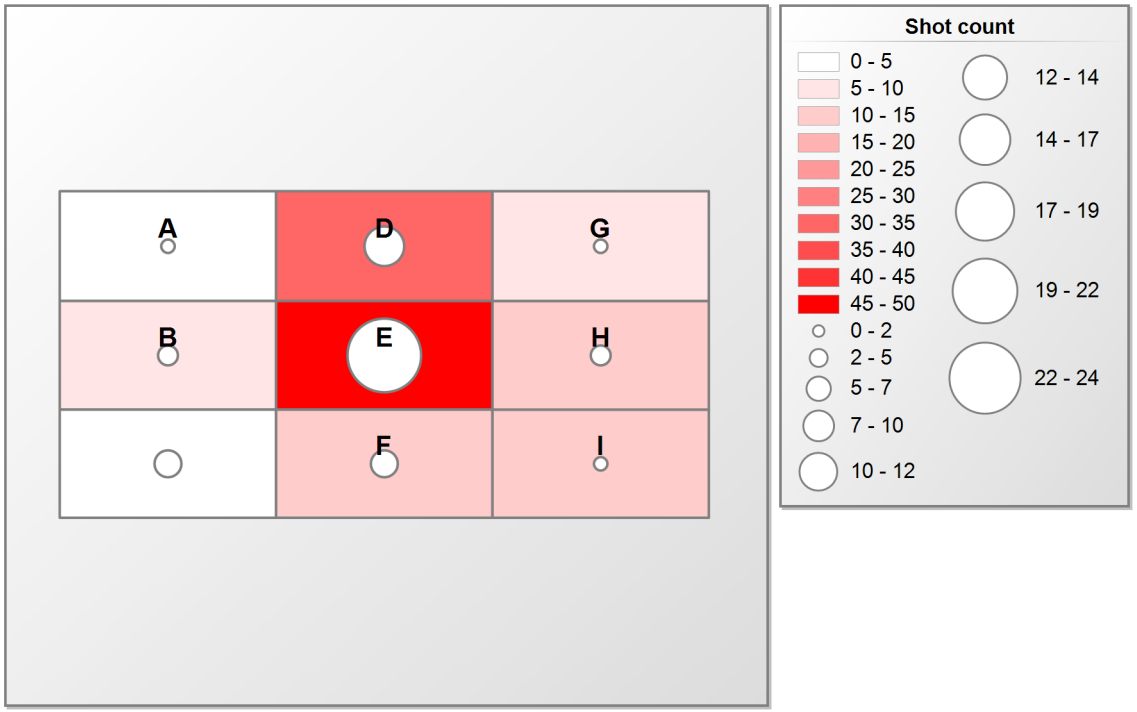


| Zone (Fields) | A | B | D | E | F | G | H | I | Total |
|---|---|---|---|---|---|---|---|---|---|
| Total | 2 | 6 | 32 | 50 | 14 | 6 | 11 | 11 | 132 |
| on Goal (Circles) | 1 | 4 | 10 | 24 | 7 | 1 | 3 | 2 | 52 |

© by Roman Koller (info@floorballstatistics.ch)

# Event Statistics

| Player Statistic | | | Games | Shots | | | | Goals | | | Scorer points | | Bullies | | | Penalties | |
|---|---|---|---|---|---|---|---|---|---|---|---|---|---|---|---|---|---|
| | Player | Team | played | Total | on Goal | % on Goal | Efficiency (%) | scored | Assists | in % | Total | pt./game | Total | won | in % | Total (min) | in % |
| 1. | Hirsimäki Oona (7) | FIN | 3 | 9 | 4 | 44.44 | 50.00 | 2 | 4 | 4.26 | 6 | 2.00 | 2 | 0 | 0.00 | 0 | 0.00 |
| 2. | Pettersson Alva (7) | SWE | 3 | 27 | 15 | 55.56 | 33.33 | 5 | 0 | 10.64 | 5 | 1.67 | 0 | 0 | 0.00 | 0 | 0.00 |
| 3. | Bláhová Monika (16) | CZE | 3 | 22 | 11 | 50.00 | 36.36 | 4 | 0 | 8.51 | 4 | 1.33 | 0 | 0 | 0.00 | 0 | 0.00 |
| 4. | Pieczonková Nikola (7) | CZE | 3 | 12 | 4 | 33.33 | 50.00 | 2 | 2 | 4.26 | 4 | 1.33 | 0 | 0 | 0.00 | 0 | 0.00 |
| 5. | Kurz Livia (17) | SUI | 3 | 21 | 7 | 33.33 | 28.57 | 2 | 2 | 4.26 | 4 | 1.33 | 4 | 2 | 50.00 | 0 | 0.00 |
| 6. | Švajcrová Lucie (22) | CZE | 3 | 12 | 7 | 58.33 | 14.29 | 1 | 3 | 2.13 | 4 | 1.33 | 0 | 0 | 0.00 | 0 | 0.00 |
| 7. | Carniello Ella (5) | SUI | 3 | 12 | 5 | 41.67 | 60.00 | 3 | 0 | 6.38 | 3 | 1.00 | 3 | 1 | 33.33 | 0 | 0.00 |
| 8. | Kuutniemi Vilja (9) | FIN | 3 | 14 | 6 | 42.86 | 50.00 | 3 | 0 | 6.38 | 3 | 1.00 | 0 | 0 | 0.00 | 0 | 0.00 |
| 9. | Wadell Elin (24) | SWE | 3 | 11 | 5 | 45.45 | 40.00 | 2 | 1 | 4.26 | 3 | 1.00 | 6 | 2 | 33.33 | 0 | 0.00 |
| 10. | Härtsch Anne (8) | SUI | 3 | 8 | 3 | 37.50 | 33.33 | 1 | 2 | 2.13 | 3 | 1.00 | 0 | 0 | 0.00 | 2 | 8.33 |
| 11. | Gunnarsson Elsa (12) | SWE | 3 | 10 | 5 | 50.00 | 20.00 | 1 | 2 | 2.13 | 3 | 1.00 | 1 | 1 | 100.00 | 0 | 0.00 |
| 12. | Jašková Barbora (18) | CZE | 3 | 13 | 4 | 30.77 | 0.00 | 0 | 3 | 0.00 | 3 | 1.00 | 0 | 0 | 0.00 | 0 | 0.00 |
| 13. | Janošová Barbora (4) | CZE | 2 | 7 | 2 | 28.57 | 100.00 | 2 | 0 | 4.26 | 2 | 1.00 | 0 | 0 | 0.00 | 0 | 0.00 |
| 14. | Honkuri Aada (5) | FIN | 3 | 4 | 3 | 75.00 | 66.67 | 2 | 0 | 4.26 | 2 | 0.67 | 1 | 1 | 100.00 | 0 | 0.00 |
| 15. | Hagström Elvira (23) | SWE | 3 | 5 | 3 | 60.00 | 66.67 | 2 | 0 | 4.26 | 2 | 0.67 | 10 | 4 | 40.00 | 0 | 0.00 |
| 16. | Dubcová Veronika (9) | CZE | 3 | 3 | 2 | 66.67 | 50.00 | 1 | 1 | 2.13 | 2 | 0.67 | 9 | 6 | 66.67 | 0 | 0.00 |
| 17. | Vahlman Kiira-Karoliina (14) | FIN | 3 | 8 | 4 | 50.00 | 25.00 | 1 | 1 | 2.13 | 2 | 0.67 | 1 | 1 | 100.00 | 2 | 8.33 |
| 18. | Meryem Aylin (4) | SUI | 3 | 12 | 4 | 33.33 | 25.00 | 1 | 1 | 2.13 | 2 | 0.67 | 0 | 0 | 0.00 | 0 | 0.00 |
| 19. | Gauffin-Kauste Zara (19) | FIN | 3 | 9 | 5 | 55.56 | 20.00 | 1 | 1 | 2.13 | 2 | 0.67 | 12 | 7 | 58.33 | 2 | 8.33 |
| 20. | Hedberg Ellen (21) | SWE | 3 | 12 | 5 | 41.67 | 20.00 | 1 | 1 | 2.13 | 2 | 0.67 | 0 | 0 | 0.00 | 0 | 0.00 |
| 21. | Virtanen Ella (6) | FIN | 3 | 4 | 2 | 50.00 | 0.00 | 0 | 2 | 0.00 | 2 | 0.67 | 0 | 0 | 0.00 | 2 | 8.33 |
| 22. | Pettersson Moa (15) | SWE | 3 | 10 | 5 | 50.00 | 0.00 | 0 | 2 | 0.00 | 2 | 0.67 | 3 | 1 | 33.33 | 0 | 0.00 |
| 23. | Vítková Alexandra (3) | CZE | 3 | 6 | 1 | 16.67 | 100.00 | 1 | 0 | 2.13 | 1 | 0.33 | 0 | 0 | 0.00 | 0 | 0.00 |
| 24. | Škodová Petra (17) | CZE | 2 | 7 | 1 | 14.29 | 100.00 | 1 | 0 | 2.13 | 1 | 0.50 | 3 | 1 | 33.33 | 0 | 0.00 |
| 25. | Kaisti Leea (10) | FIN | 3 | 1 | 1 | 100.00 | 100.00 | 1 | 0 | 2.13 | 1 | 0.33 | 0 | 0 | 0.00 | 0 | 0.00 |
| 26. | Kärki Minea (22) | FIN | 3 | 6 | 1 | 16.67 | 100.00 | 1 | 0 | 2.13 | 1 | 0.33 | 7 | 2 | 28.57 | 0 | 0.00 |
| 27. | Fässler Jael (26) | SUI | 2 | 2 | 1 | 50.00 | 100.00 | 1 | 0 | 2.13 | 1 | 0.50 | 0 | 0 | 0.00 | 0 | 0.00 |
| 28. | Lískovcová Dominika (29) | CZE | 2 | 7 | 2 | 28.57 | 50.00 | 1 | 0 | 2.13 | 1 | 0.50 | 1 | 1 | 100.00 | 0 | 0.00 |
| 29. | Järvenpää Aino-Maisa (13) | FIN | 3 | 4 | 3 | 75.00 | 33.33 | 1 | 0 | 2.13 | 1 | 0.33 | 5 | 3 | 60.00 | 0 | 0.00 |
| 30. | Karlsson Johansson Dessie (18) | SWE | 3 | 10 | 6 | 60.00 | 16.67 | 1 | 0 | 2.13 | 1 | 0.33 | 0 | 0 | 0.00 | 2 | 8.33 |
| 31. | Pleisch Simona (9) | SUI | 3 | 15 | 7 | 46.67 | 14.29 | 1 | 0 | 2.13 | 1 | 0.33 | 0 | 0 | 0.00 | 0 | 0.00 |

© by Roman Koller (info@floorballstatistics.ch)

# Event Statistics

| Player Statistic | | | Games | Shots | | | | Goals | | | Scorer points | | Bullies | | | Penalties | |
|---|---|---|---|---|---|---|---|---|---|---|---|---|---|---|---|---|---|
| | Player | Team | played | Total | on Goal | % on Goal | Efficiency (%) | scored | Assists | in % | Total | pt./game | Total | won | in % | Total (min) | in % |
| 32. | Järvinen Janella (8) | FIN | 3 | 14 | 8 | 57.14 | 12.50 | 1 | 0 | 2.13 | 1 | 0.33 | 0 | 0 | 0.00 | 0 | 0.00 |
| 33. | Persson Lindeborg Emelie (9) | SWE | 1 | 0 | 0 | 0.00 | 0.00 | 0 | 1 | 0.00 | 1 | 1.00 | 0 | 0 | 0.00 | 0 | 0.00 |
| 34. | Štípková Zuzana (2) | CZE | 3 | 14 | 5 | 35.71 | 0.00 | 0 | 1 | 0.00 | 1 | 0.33 | 15 | 10 | 66.67 | 0 | 0.00 |
| 35. | Najsrová Lota (6) | CZE | 3 | 2 | 1 | 50.00 | 0.00 | 0 | 1 | 0.00 | 1 | 0.33 | 0 | 0 | 0.00 | 0 | 0.00 |
| 36. | Tumová Dominika (20) | CZE | 3 | 8 | 3 | 37.50 | 0.00 | 0 | 1 | 0.00 | 1 | 0.33 | 1 | 1 | 100.00 | 0 | 0.00 |
| 37. | Koivumäki Pinja (2) | FIN | 3 | 4 | 2 | 50.00 | 0.00 | 0 | 1 | 0.00 | 1 | 0.33 | 0 | 0 | 0.00 | 2 | 8.33 |
| 38. | Kainulainen Siiri (3) | FIN | 3 | 4 | 1 | 25.00 | 0.00 | 0 | 1 | 0.00 | 1 | 0.33 | 1 | 0 | 0.00 | 0 | 0.00 |
| 39. | Sandström Natalie (11) | FIN | 3 | 10 | 2 | 20.00 | 0.00 | 0 | 1 | 0.00 | 1 | 0.33 | 2 | 0 | 0.00 | 2 | 8.33 |
| 40. | Holopainen Elsa (17) | FIN | 3 | 18 | 3 | 16.67 | 0.00 | 0 | 1 | 0.00 | 1 | 0.33 | 4 | 4 | 100.00 | 0 | 0.00 |
| 41. | Meier Lina (15) | SUI | 3 | 5 | 3 | 60.00 | 0.00 | 0 | 1 | 0.00 | 1 | 0.33 | 2 | 1 | 50.00 | 0 | 0.00 |
| 42. | Gross Anja (20) | SUI | 3 | 9 | 5 | 55.56 | 0.00 | 0 | 1 | 0.00 | 1 | 0.33 | 11 | 4 | 36.36 | 0 | 0.00 |
| 43. | Christen Leonie (28) | SUI | 3 | 13 | 4 | 30.77 | 0.00 | 0 | 1 | 0.00 | 1 | 0.33 | 2 | 0 | 0.00 | 0 | 0.00 |
| 44. | Nässén Elvira (3) | SWE | 3 | 1 | 1 | 100.00 | 0.00 | 0 | 1 | 0.00 | 1 | 0.33 | 0 | 0 | 0.00 | 0 | 0.00 |
| 45. | Ulriksson Mikaela (22) | SWE | 3 | 17 | 9 | 52.94 | 0.00 | 0 | 1 | 0.00 | 1 | 0.33 | 0 | 0 | 0.00 | 0 | 0.00 |
| 46. | Veličková Iveta (5) | CZE | 3 | 6 | 1 | 16.67 | 0.00 | 0 | 0 | 0.00 | 0 | 0.00 | 0 | 0 | 0.00 | 0 | 0.00 |
| 47. | Hacklová Johana (8) | CZE | 3 | 7 | 0 | 0.00 | 0.00 | 0 | 0 | 0.00 | 0 | 0.00 | 0 | 0 | 0.00 | 0 | 0.00 |
| 48. | Veverková Valérie (10) | CZE | 3 | 2 | 0 | 0.00 | 0.00 | 0 | 0 | 0.00 | 0 | 0.00 | 1 | 1 | 100.00 | 0 | 0.00 |
| 49. | Kostková Eliška (11) | CZE | 2 | 0 | 0 | 0.00 | 0.00 | 0 | 0 | 0.00 | 0 | 0.00 | 0 | 0 | 0.00 | 0 | 0.00 |
| 50. | Zaoralová Lucie (12) | CZE | 2 | 4 | 0 | 0.00 | 0.00 | 0 | 0 | 0.00 | 0 | 0.00 | 0 | 0 | 0.00 | 0 | 0.00 |
| 51. | Vojáčková Lenka (15) | CZE | 2 | 7 | 5 | 71.43 | 0.00 | 0 | 0 | 0.00 | 0 | 0.00 | 1 | 0 | 0.00 | 0 | 0.00 |
| 52. | Cidlinská Lucie (21) | CZE | 3 | 3 | 1 | 33.33 | 0.00 | 0 | 0 | 0.00 | 0 | 0.00 | 0 | 0 | 0.00 | 0 | 0.00 |
| 53. | Výborná Denisa (24) | CZE | 3 | 7 | 4 | 57.14 | 0.00 | 0 | 0 | 0.00 | 0 | 0.00 | 0 | 0 | 0.00 | 0 | 0.00 |
| 54. | Potinoja Jenna (18) | FIN | 3 | 4 | 1 | 25.00 | 0.00 | 0 | 0 | 0.00 | 0 | 0.00 | 0 | 0 | 0.00 | 2 | 8.33 |
| 55. | Rinne Neea (21) | FIN | 3 | 4 | 0 | 0.00 | 0.00 | 0 | 0 | 0.00 | 0 | 0.00 | 0 | 0 | 0.00 | 0 | 0.00 |
| 56. | Jenny Valeria (10) | SUI | 3 | 3 | 2 | 66.67 | 0.00 | 0 | 0 | 0.00 | 0 | 0.00 | 0 | 0 | 0.00 | 0 | 0.00 |
| 57. | Schilliger Svenja (11) | SUI | 3 | 7 | 2 | 28.57 | 0.00 | 0 | 0 | 0.00 | 0 | 0.00 | 1 | 1 | 100.00 | 0 | 0.00 |
| 58. | Bertsch Svenja (12) | SUI | 2 | 5 | 1 | 20.00 | 0.00 | 0 | 0 | 0.00 | 0 | 0.00 | 0 | 0 | 0.00 | 0 | 0.00 |
| 59. | Odermatt Rahel (14) | SUI | 3 | 1 | 1 | 100.00 | 0.00 | 0 | 0 | 0.00 | 0 | 0.00 | 1 | 1 | 100.00 | 0 | 0.00 |
| 60. | Schuppiser Aline (16) | SUI | 2 | 2 | 1 | 50.00 | 0.00 | 0 | 0 | 0.00 | 0 | 0.00 | 0 | 0 | 0.00 | 0 | 0.00 |
| 61. | Oehri Mia (18) | SUI | 3 | 8 | 3 | 37.50 | 0.00 | 0 | 0 | 0.00 | 0 | 0.00 | 3 | 0 | 0.00 | 2 | 8.33 |
| 62. | Oertle Larissa (21) | SUI | 3 | 0 | 0 | 0.00 | 0.00 | 0 | 0 | 0.00 | 0 | 0.00 | 0 | 0 | 0.00 | 0 | 0.00 |

© by Roman Koller (info@floorballstatistics.ch)

# Event Statistics

| Player Statistic | | | Games | Shots | | | | Goals | | | Scorer points | | Bullies | | | Penalties | |
|---|---|---|---|---|---|---|---|---|---|---|---|---|---|---|---|---|---|
| | **Player** | **Team** | played | Total | on Goal | % on Goal | Efficiency (%) | scored | Assists | in % | Total | pt./game | Total | won | in % | Total (min) | in % |
| 63. | Oertle Rebecca (22) | SUI | 2 | 3 | 1 | 33.33 | 0.00 | 0 | 0 | 0.00 | 0 | 0.00 | 0 | 0 | 0.00 | 0 | 0.00 |
| 64. | Hürlimann Franca (23) | SUI | 3 | 6 | 2 | 33.33 | 0.00 | 0 | 0 | 0.00 | 0 | 0.00 | 5 | 2 | 40.00 | 0 | 0.00 |
| 65. | O'Grady Kimmi (24) | SUI | 2 | 0 | 0 | 0.00 | 0.00 | 0 | 0 | 0.00 | 0 | 0.00 | 0 | 0 | 0.00 | 0 | 0.00 |
| 66. | Derungs Lara (27) | SUI | 2 | 0 | 0 | 0.00 | 0.00 | 0 | 0 | 0.00 | 0 | 0.00 | 0 | 0 | 0.00 | 0 | 0.00 |
| 67. | Åberg Alice (5) | SWE | 3 | 5 | 3 | 60.00 | 0.00 | 0 | 0 | 0.00 | 0 | 0.00 | 0 | 0 | 0.00 | 4 | 16.67 |
| 68. | Svensson Isabella (6) | SWE | 1 | 0 | 0 | 0.00 | 0.00 | 0 | 0 | 0.00 | 0 | 0.00 | 5 | 5 | 100.00 | 0 | 0.00 |
| 69. | Björkborg Thea (10) | SWE | 3 | 4 | 2 | 50.00 | 0.00 | 0 | 0 | 0.00 | 0 | 0.00 | 0 | 0 | 0.00 | 0 | 0.00 |
| 70. | Lindgren Jonna (11) | SWE | 3 | 5 | 3 | 60.00 | 0.00 | 0 | 0 | 0.00 | 0 | 0.00 | 0 | 0 | 0.00 | 0 | 0.00 |
| 71. | Lindvall Lisa (14) | SWE | 2 | 2 | 0 | 0.00 | 0.00 | 0 | 0 | 0.00 | 0 | 0.00 | 3 | 0 | 0.00 | 0 | 0.00 |
| 72. | Gharaei Emellie (16) | SWE | 3 | 14 | 4 | 28.57 | 0.00 | 0 | 0 | 0.00 | 0 | 0.00 | 0 | 0 | 0.00 | 2 | 8.33 |
| 73. | Andersson Judith (19) | SWE | 3 | 11 | 2 | 18.18 | 0.00 | 0 | 0 | 0.00 | 0 | 0.00 | 7 | 4 | 57.14 | 0 | 0.00 |
| 74. | Schill Esther (20) | SWE | 3 | 2 | 1 | 50.00 | 0.00 | 0 | 0 | 0.00 | 0 | 0.00 | 0 | 0 | 0.00 | 0 | 0.00 |
| 75. | Alexander Meja (25) | SWE | 2 | 0 | 0 | 0.00 | 0.00 | 0 | 0 | 0.00 | 0 | 0.00 | 0 | 0 | 0.00 | 0 | 0.00 |
| 76. | Leo Filippa (29) | SWE | 3 | 8 | 3 | 37.50 | 0.00 | 0 | 0 | 0.00 | 0 | 0.00 | 3 | 1 | 33.33 | 0 | 0.00 |
| | | | | **552** | **224** | **40.58** | **20.98** | **47** | | | | | **136** | | | **24** | |

**Sorted by:**

1st scorer points

2nd scorer points per game

3rd goals scored

4th efficiency

© by Roman Koller (info@floorballstatistics.ch)

# Event Statistics

| | Defense | | | | | Goal received | | | | | | | | | |
|---|---|---|---|---|---|---|---|---|---|---|---|---|---|---|---|
| | Body | Foot/Leg | Hand/Arm | Helmet | **Total** | distracted | missed | movement | no reaction | play around | transferred | **Total** | **Total** | **Saves** | **Saves in %** |
| 52 Kateřina Vrlová | 6 | 1 | 4 | | **11** | | 1 | 3 | 1 | | | **5** | **16** | **11** | **68.75** |
| 1 Isa Böcker | 8 | 5 | 12 | 4 | **29** | | 4 | 3 | | 2 | 1 | **10** | **39** | **29** | **74.36** |
| 1 Amadea Notz | 2 | 3 | 7 | 3 | **15** | | 1 | | | 1 | 2 | **4** | **19** | **15** | **78.95** |
| 1 Alžběta Pelcová | 10 | 7 | 7 | | **24** | | | 1 | | 1 | | **2** | **26** | **24** | **92.31** |
| 55 Vilhelmina Niemelä | 9 | 5 | 12 | 3 | **29** | 1 | 1 | 2 | | 1 | | **5** | **34** | **29** | **85.29** |
| 54 Tiia Liuski | 7 | 4 | 7 | 1 | **19** | | 4 | | | 2 | 1 | **7** | **26** | **19** | **73.08** |
| 29 Aline Joye | 7 | 4 | 15 | | **26** | | 4 | | | 2 | | **6** | **32** | **26** | **81.25** |
| 30 Elina Persson | 5 | 4 | 1 | | **10** | | | 1 | | 4 | 1 | **6** | **16** | **10** | **62.50** |
| **Total** | **54** | **33** | **65** | **11** | **163** | **1** | **15** | **10** | **1** | **13** | **5** | **45** | **208** | **163** | **78.37** |

© by Roman Koller (info@floorballstatistics.ch)

# Event Statistics

| | Defense | | | | Goal received | | | | | | |
|---|---|---|---|---|---|---|---|---|---|---|---|
| | Body | Foot/Leg | Hand/Arm | **Total** | missed | movement | no reaction | **Total** | **Total** | **Saves** | **Saves in %** |
| 52 Kateřina Vrlová | 6 | 1 | 4 | **11** | 1 | 3 | 1 | **5** | **16** | **11** | **68.75** |
| **Total** | **6** | **1** | **4** | **11** | **1** | **3** | **1** | **5** | **16** | **11** | **68.75** |

**Shots and Saves**

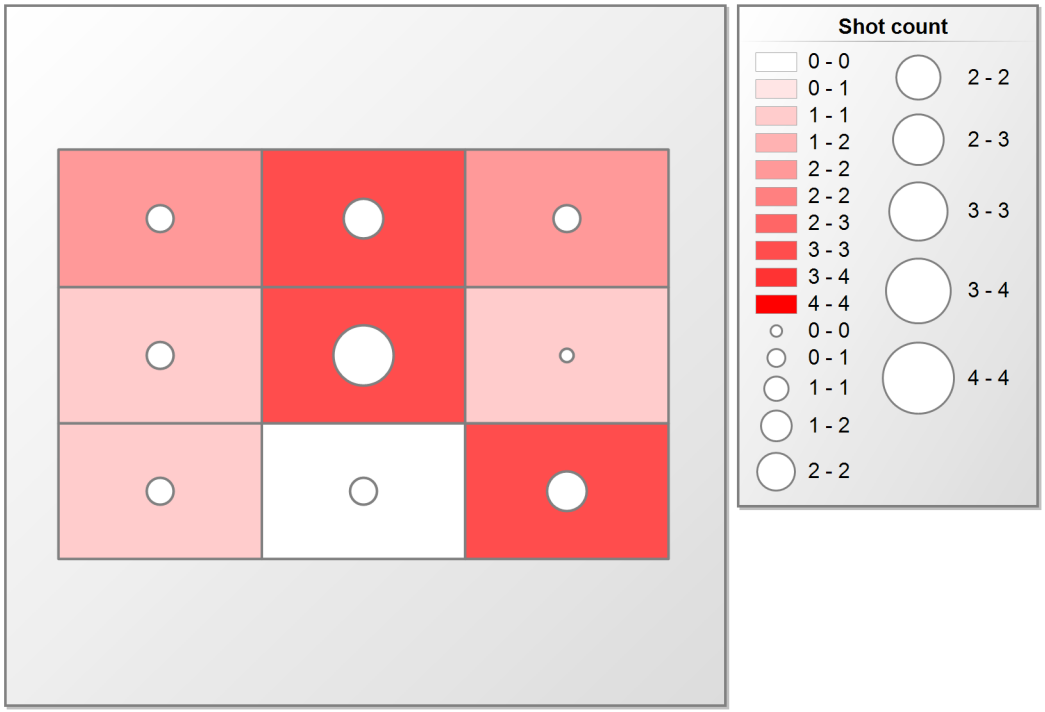


**received Goals and shots**

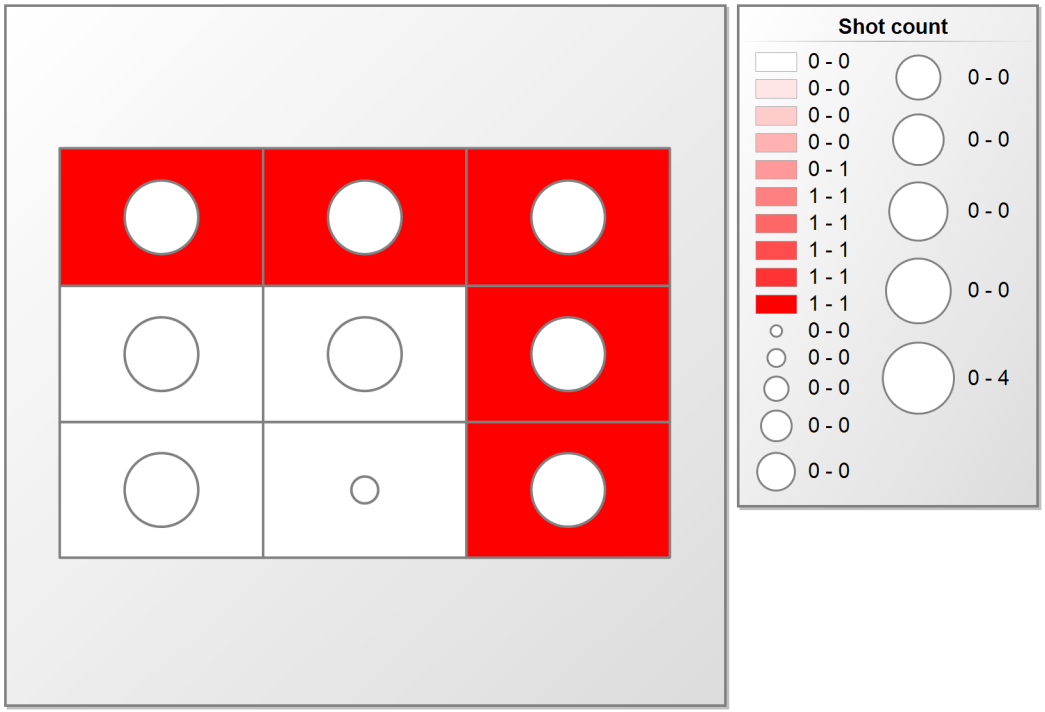


© by Roman Koller (info@floorballstatistics.ch)

# Event Statistics

| | Defense | | | | | Goal received | | | | | | | |
|---|---|---|---|---|---|---|---|---|---|---|---|---|---|
| | Body | Foot/Leg | Hand/Arm | Helmet | **Total** | missed | movement | play around | transferred | **Total** | **Total** | **Saves** | **Saves in %** |
| 1 Isa Böcker | 8 | 5 | 12 | 4 | **29** | 4 | 3 | 2 | 1 | **10** | **39** | **29** | **74.36** |
| **Total** | **8** | **5** | **12** | **4** | **29** | **4** | **3** | **2** | **1** | **10** | **39** | **29** | **74.36** |

**Shots and Saves**

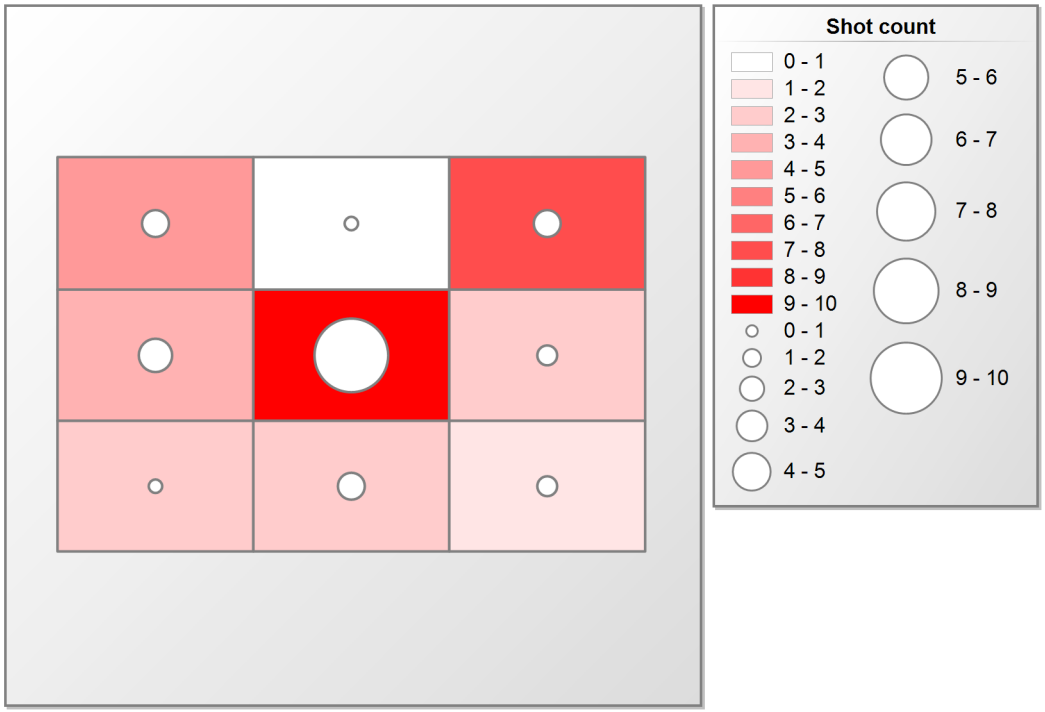


**received Goals and shots**

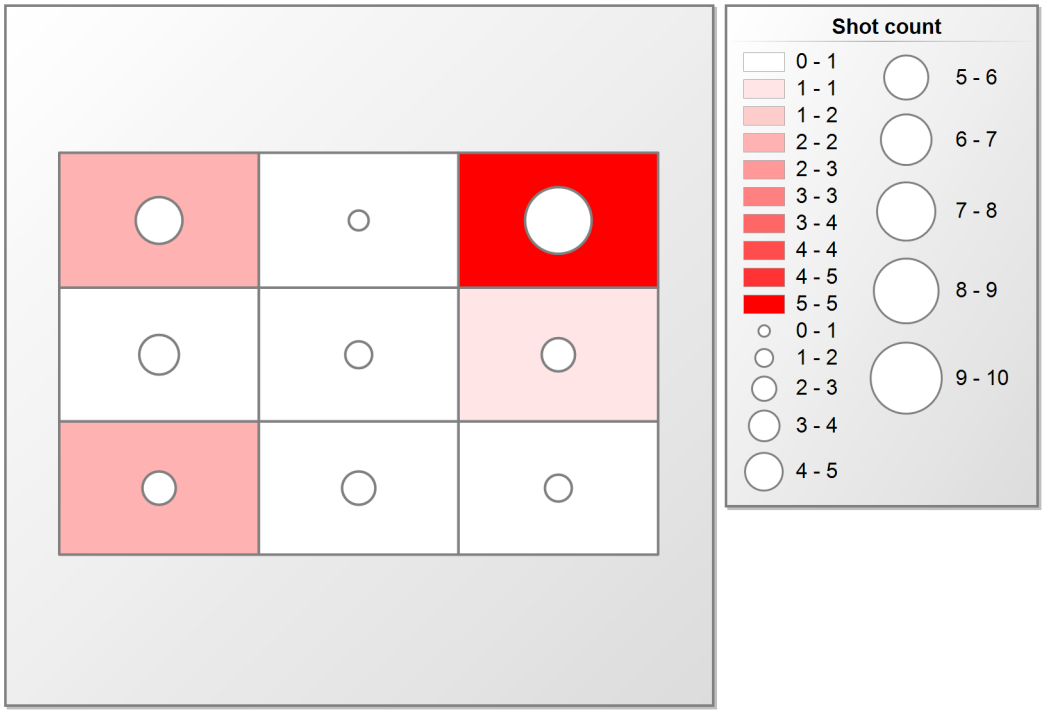


© by Roman Koller (info@floorballstatistics.ch)

# Event Statistics

| | Defense | | | | | Goal received | | | | | | |
|---|---|---|---|---|---|---|---|---|---|---|---|---|
| | Body | Foot/Leg | Hand/Arm | Helmet | **Total** | missed | play around | transferred | **Total** | **Total** | **Saves** | **Saves in %** |
| 1 Amadea Notz | 2 | 3 | 7 | 3 | **15** | 1 | 1 | 2 | **4** | **19** | **15** | **78.95** |
| **Total** | **2** | **3** | **7** | **3** | **15** | **1** | **1** | **2** | **4** | **19** | **15** | **78.95** |

## Shots and Saves

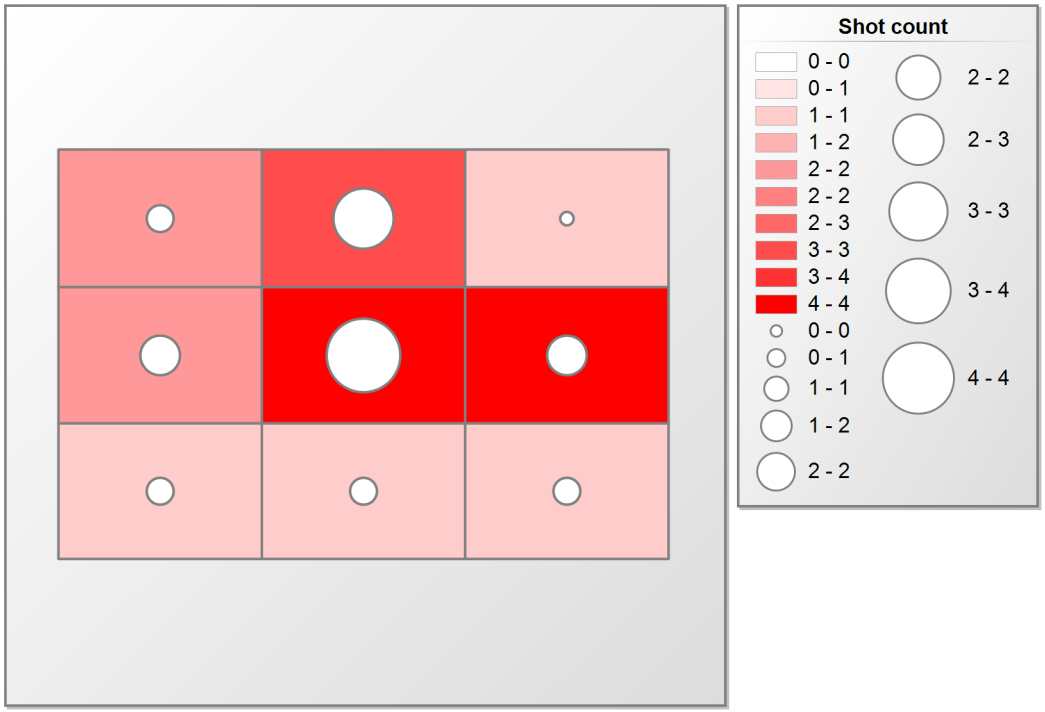


## received Goals and shots

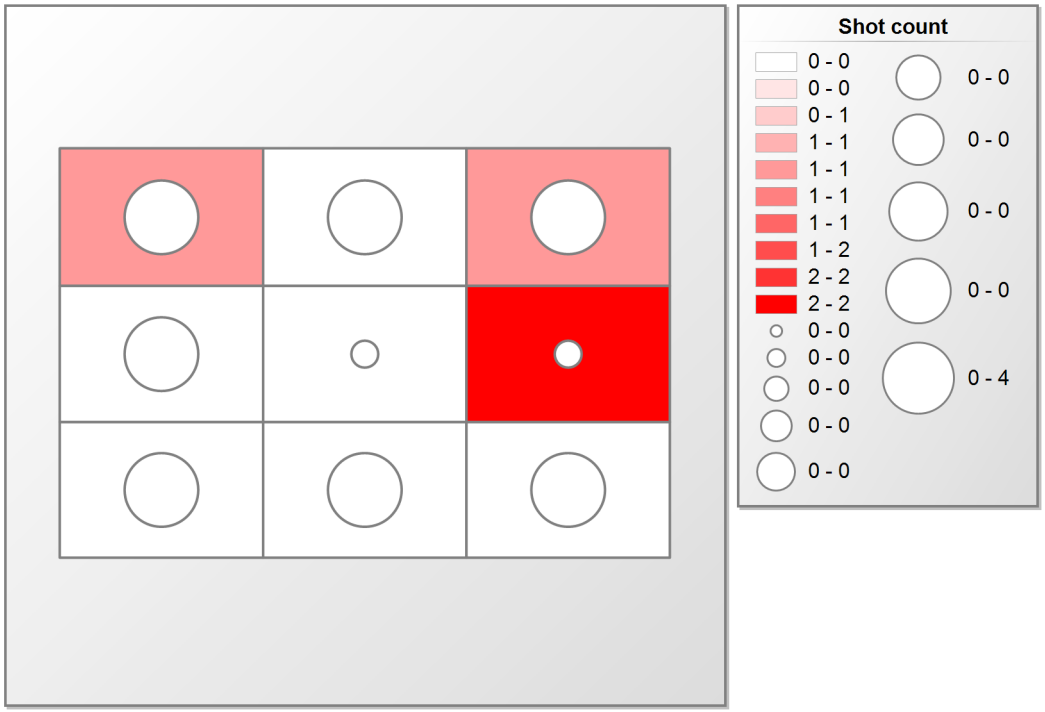


© by Roman Koller (info@floorballstatistics.ch)

# Event Statistics

| | Defense | | | | Goal received | | | | | |
|---|---|---|---|---|---|---|---|---|---|---|
| | Body | Foot/Leg | Hand/Arm | **Total** | movement | play around | **Total** | **Total** | **Saves** | **Saves in %** |
| 1 Alžběta Pelcová | 10 | 7 | 7 | **24** | 1 | 1 | **2** | **26** | **24** | **92.31** |
| **Total** | **10** | **7** | **7** | **24** | **1** | **1** | **2** | **26** | **24** | **92.31** |

**Shots and Saves**

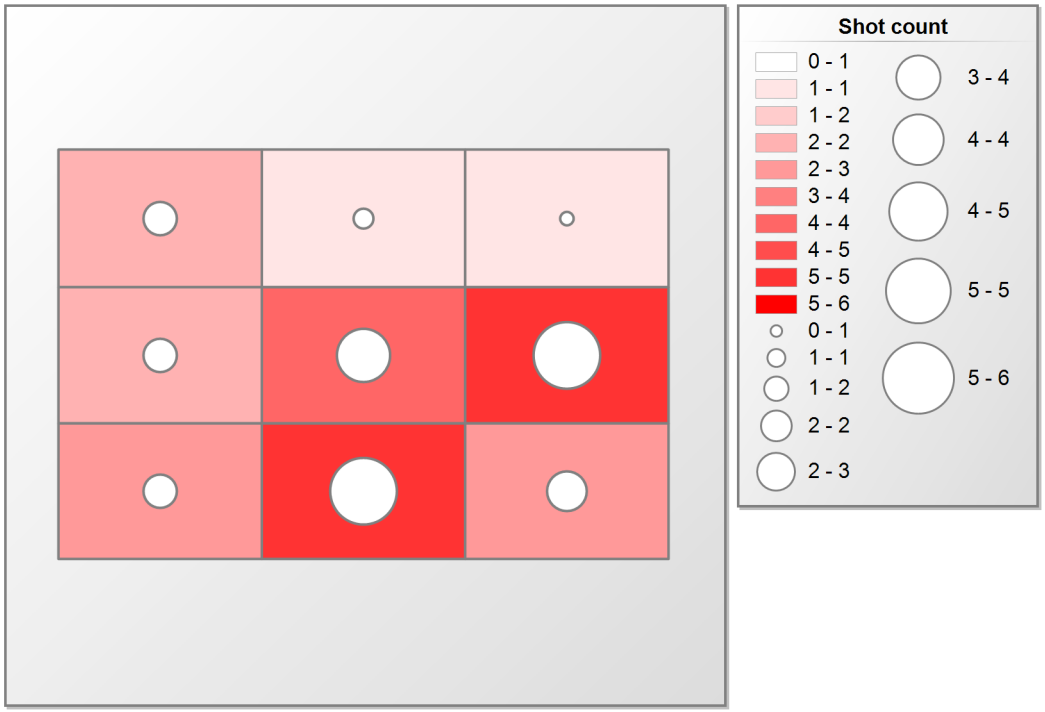


**received Goals and shots**

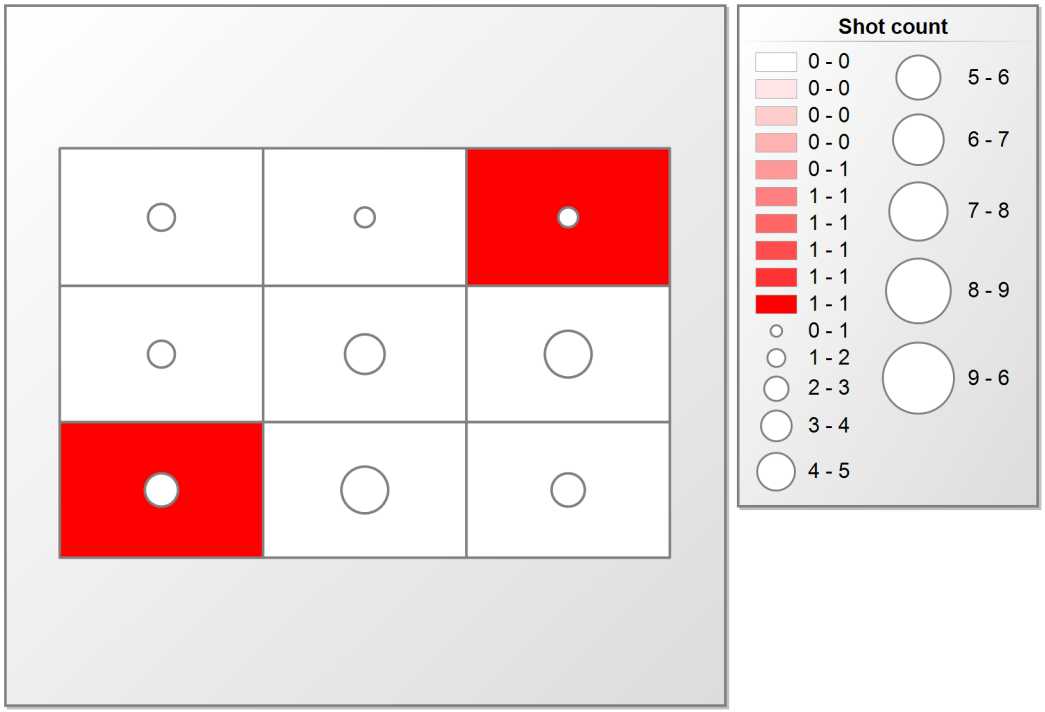


© by Roman Koller (info@floorballstatistics.ch)

# Event Statistics

| | Defense | | | | | Goal received | | | | | | | |
|---|---|---|---|---|---|---|---|---|---|---|---|---|---|
| | Body | Foot/Leg | Hand/Arm | Helmet | **Total** | distracted | missed | movement | play around | **Total** | **Total** | **Saves** | **Saves in %** |
| 55 Vilhelmina Niemelä | 9 | 5 | 12 | 3 | **29** | 1 | 1 | 2 | 1 | **5** | **34** | **29** | **85.29** |
| **Total** | **9** | **5** | **12** | **3** | **29** | **1** | **1** | **2** | **1** | **5** | **34** | **29** | **85.29** |

**Shots and Saves**

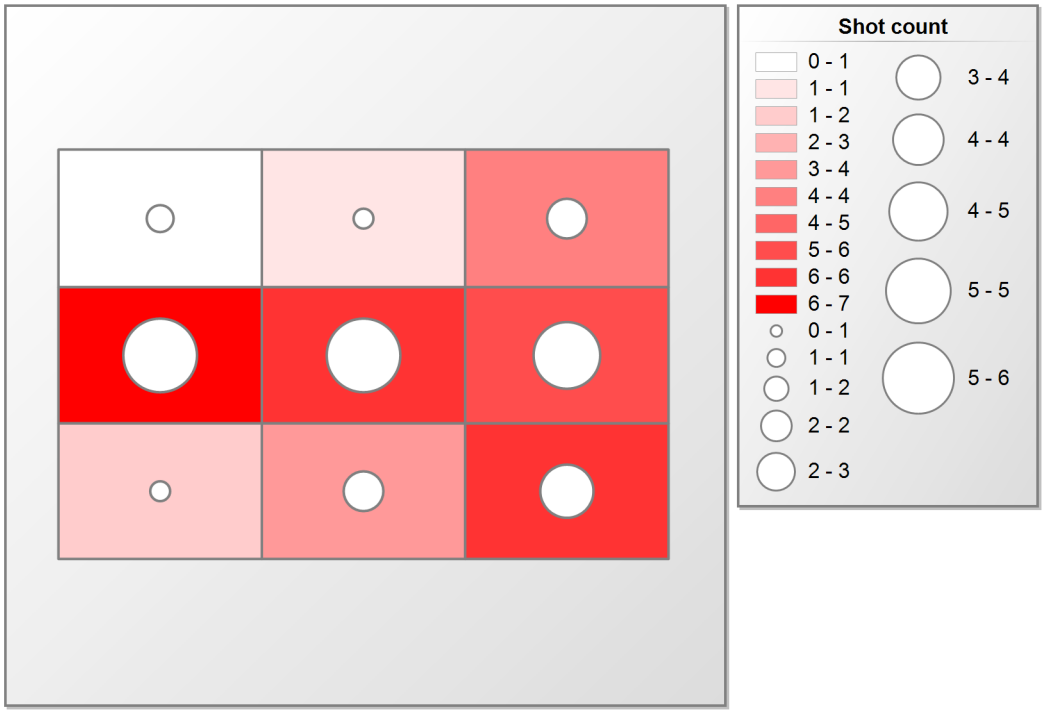


**received Goals and shots**

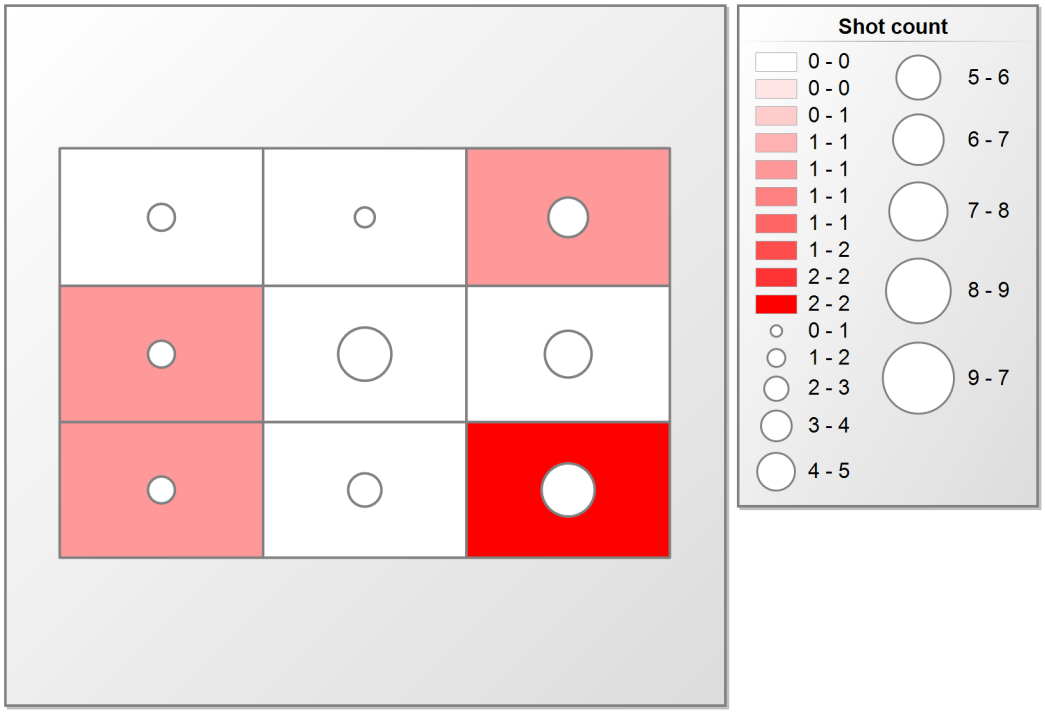


© by Roman Koller (info@floorballstatistics.ch)

# Event Statistics

| | Defense | | | | | Goal received | | | | | | |
|---|---|---|---|---|---|---|---|---|---|---|---|---|
| | Body | Foot/Leg | Hand/Arm | Helmet | **Total** | missed | play around | transferred | **Total** | **Total** | **Saves** | **Saves in %** |
| 54 Tiia Liuski | 7 | 4 | 7 | 1 | **19** | 4 | 2 | 1 | **7** | **26** | **19** | **73.08** |
| **Total** | **7** | **4** | **7** | **1** | **19** | **4** | **2** | **1** | **7** | **26** | **19** | **73.08** |

**Shots and Saves**

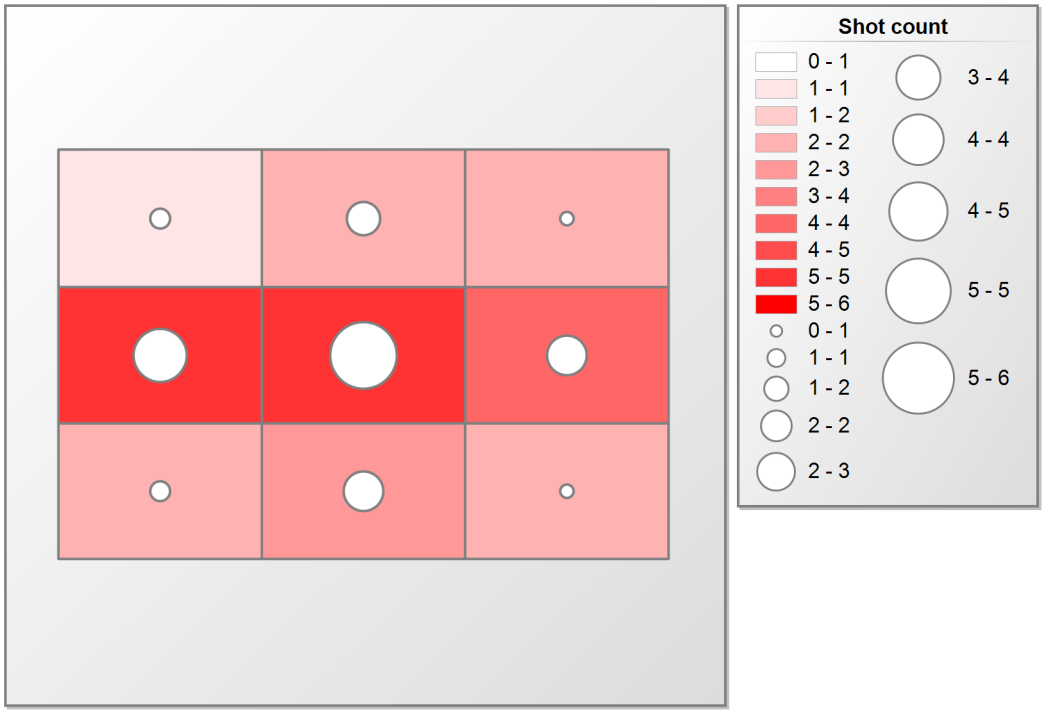


**received Goals and shots**

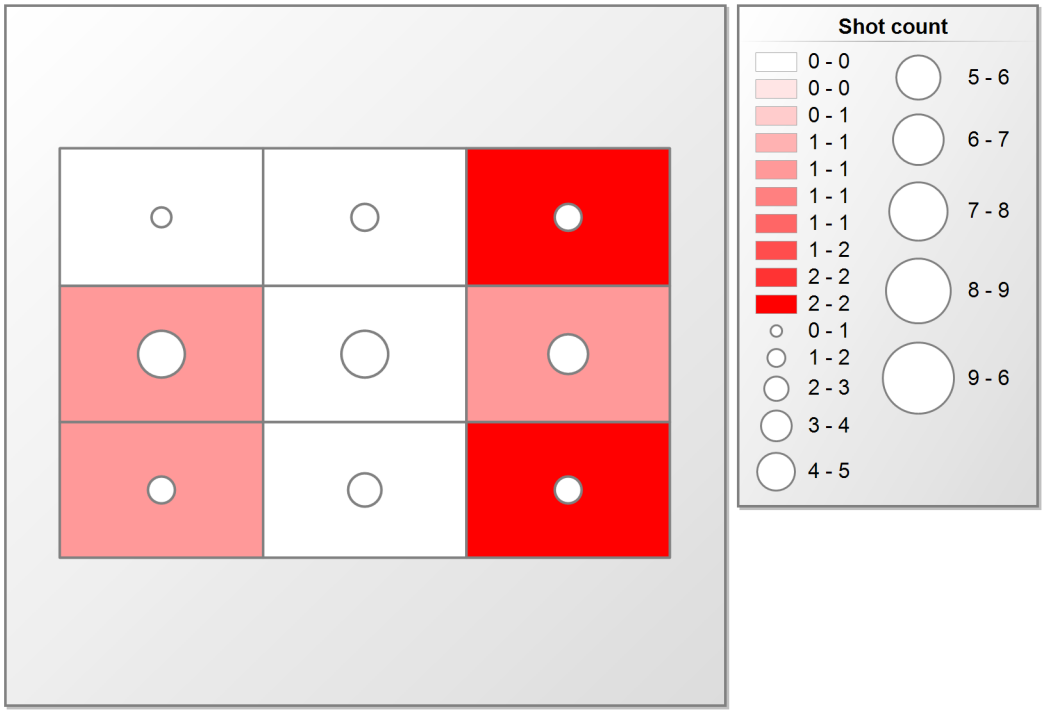


© by Roman Koller (info@floorballstatistics.ch)

# Event Statistics

| | Defense | | | | Goal received | | | | | |
|---|---|---|---|---|---|---|---|---|---|---|
| | Body | Foot/Leg | Hand/Arm | **Total** | missed | play around | **Total** | **Total** | **Saves** | **Saves in %** |
| 29 Aline Joye | 7 | 4 | 15 | **26** | 4 | 2 | **6** | **32** | **26** | **81.25** |
| **Total** | **7** | **4** | **15** | **26** | **4** | **2** | **6** | **32** | **26** | **81.25** |

**Shots and Saves**

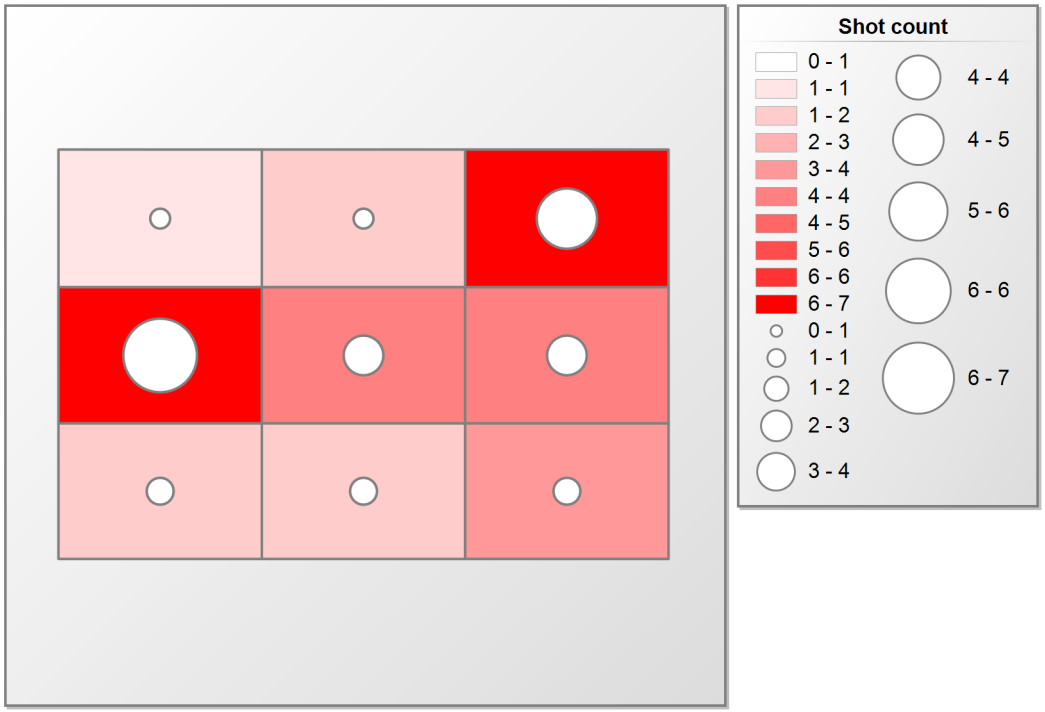


**received Goals and shots**

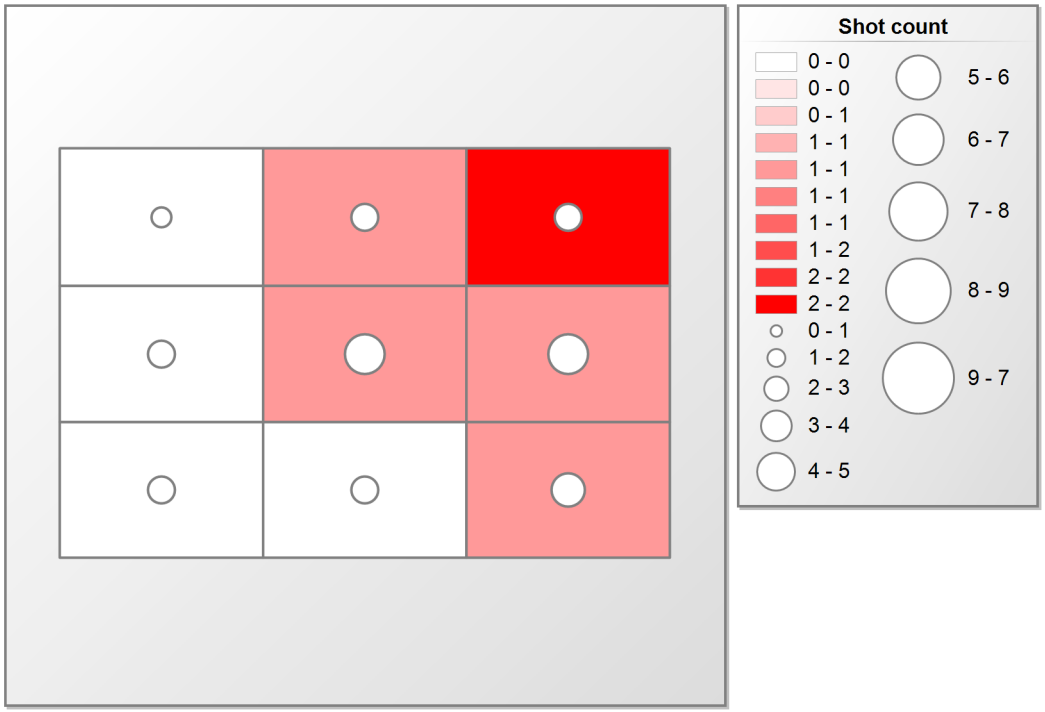


© by Roman Koller (info@floorballstatistics.ch)

# Event Statistics

| | Defense | | | | Goal received | | | | | | |
|---|---|---|---|---|---|---|---|---|---|---|---|
| | Body | Foot/Leg | Hand/Arm | **Total** | movement | play around | transferred | **Total** | **Total** | **Saves** | **Saves in %** |
| 30 Elina Persson | 5 | 4 | 1 | **10** | 1 | 4 | 1 | **6** | **16** | **10** | **62.50** |
| **Total** | **5** | **4** | **1** | **10** | **1** | **4** | **1** | **6** | **16** | **10** | **62.50** |

## Shots and Saves

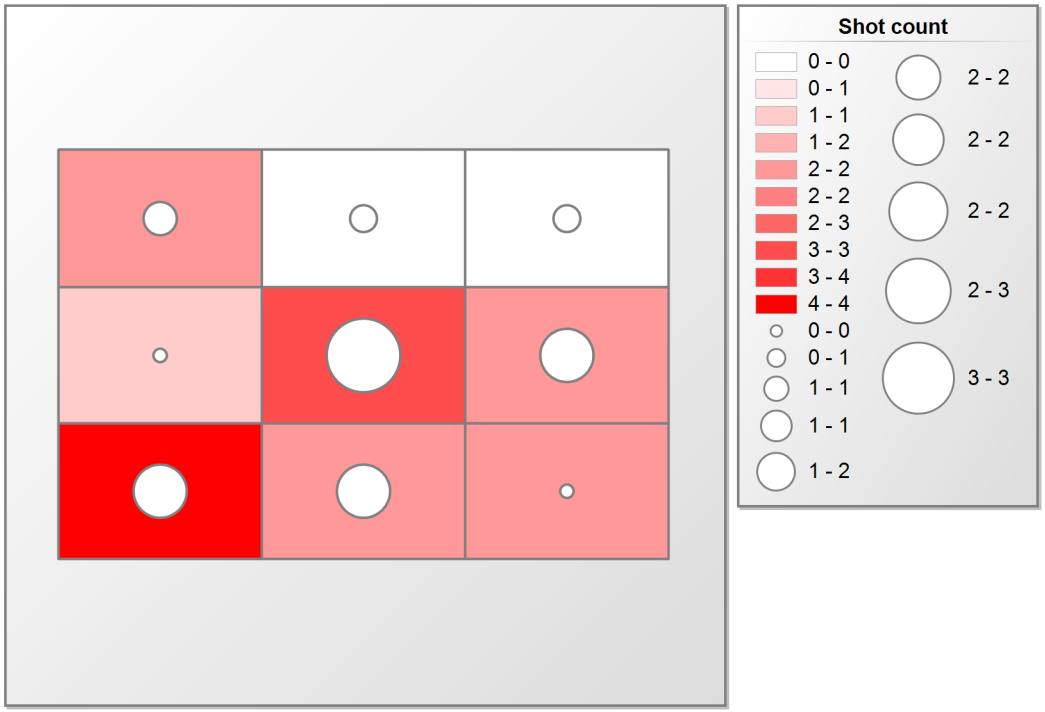


## received Goals and shots

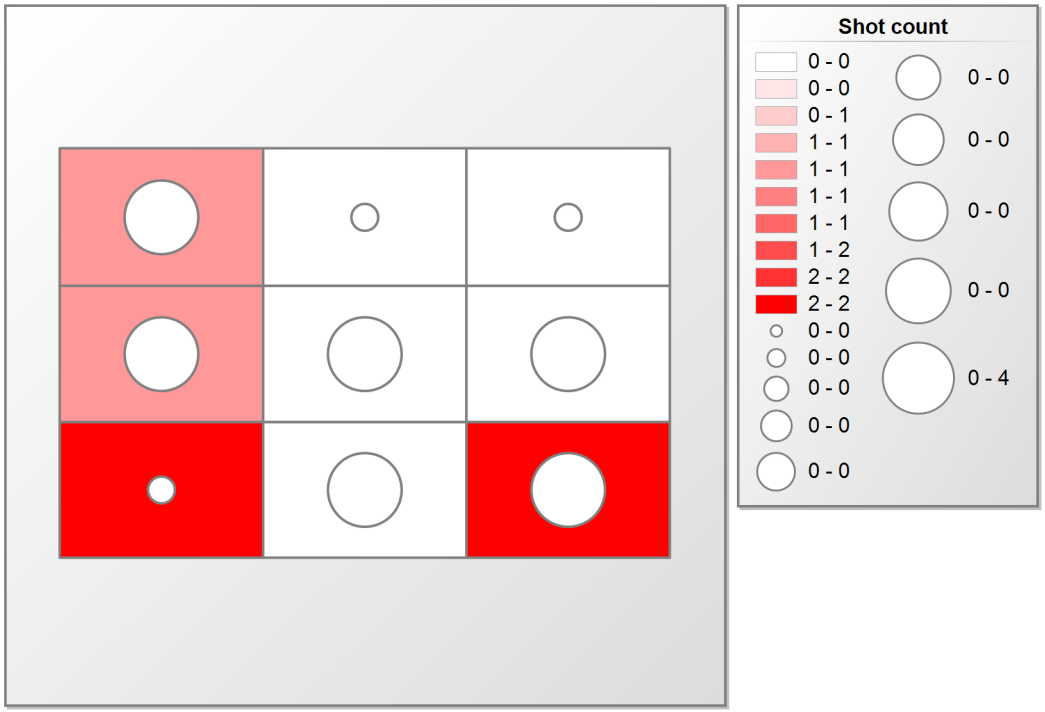


© by Roman Koller (info@floorballstatistics.ch)

# U19-EFT 2025

# Game Statistics

October 17, 2025 / 10:00

vs

# Game Statistics

**Ballbesitz**

| 1. Drittel | 2. Drittel | 3. Drittel | No Data Available | Gesamt |
|---|---|---|---|---|
| 54.08 | 45.92 | 47.42 | | 49.14 |
| 45.92 | 54.08 | 52.58 | | 50.86 |
| CZE / FIN | CZE / FIN | CZE / FIN | | CZE / FIN |

**Finland U19**

| | 5 | 4 | nP |
|---|---|---|---|
| 1. | 3 | 0 | |
| 2. | 0 | 2 | |
| 3. | 1 | 2 | |
| Verl. | 0 | 0 | |

**Czechia U19**

**Penaltyschiessen**

| | | | | | | | | | | | | | | | | | | | | | | | | | | | | | | | |
|---|---|---|---|---|---|---|---|---|---|---|---|---|---|---|---|---|---|---|---|---|---|---|---|---|---|---|---|---|---|---|---|
| | | | | | | | | | | | 8 | 17 | 11 | 13 | 16 | 22 | 7 | 15 | | | | | | | | | | | | | |

**Finland U19 – Schussstatistik**

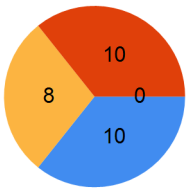


| | 1. | 2. | 3. | Verl. | Total |
|---|---|---|---|---|---|
| auf's Tor | 5 | 3 | 2 | 0 | **10** |
| daneben | 4 | 1 | 3 | 0 | **8** |
| geblockt | 2 | 2 | 6 | 0 | **10** |
| Pfosten | 0 | 0 | 0 | 0 | **0** |
| | **11** | **6** | **11** | **0** | **28** |

| | | | | |
|---|---|---|---|---|
| Präzision (%) | 45.45 | 50.00 | 18.18 | **35.71** |
| Effizienz (%) | 60.00 | 0.00 | 50.00 | **40.00** |

**Czechia U19 – Schussstatistik**

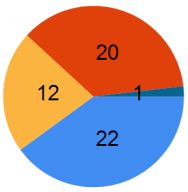


| | 1. | 2. | 3. | Verl. | Total |
|---|---|---|---|---|---|
| auf's Tor | 3 | 9 | 10 | 0 | **22** |
| daneben | 3 | 4 | 5 | 0 | **12** |
| geblockt | 6 | 9 | 5 | 0 | **20** |
| Pfosten | 0 | 0 | 1 | 0 | **1** |
| | **12** | **22** | **21** | **0** | **55** |

| | | | | |
|---|---|---|---|---|
| Präzision (%) | 25.00 | 40.91 | 47.62 | **40.00** |
| Effizienz (%) | 0.00 | 22.22 | 20.00 | **18.18** |

**Torhüter Statistik**

| | 55 Vilhelmina Niemelä | |
|---|---|---|
| | Schüsse | Gehalten |
| **1.** | 3 | 3 |
| | 100.00% | |
| **2.** | 9 | 7 |
| | 77.78% | |
| **3.** | 10 | 8 |
| | 80.00% | |
| **Verl.** | 0 | 0 |
| | NaN | |
| **Total** | **22** | **18** |
| | **81.82%** | |

**Torhüter Statistik**

| | 52 Kateřina Vrlová | |
|---|---|---|
| | Schüsse | Gehalten |
| **1.** | 5 | 2 |
| | 40.00% | |
| **2.** | 3 | 3 |
| | 100.00% | |
| **3.** | 2 | 1 |
| | 50.00% | |
| **Verl.** | 0 | 0 |
| | NaN | |
| **Total** | **10** | **6** |
| | **60.00%** | |

**Strafzeitstatistik**

| | 1. | 2. | 3. | Total | Tore |
|---|---|---|---|---|---|
| Überzahl | 00:00 | 00:00 | 00:00 | 0 | 0 |
| Unterzahl | 00:00 | 01:46 | 01:34 | 03:20 | 0 |

**Strafzeitstatistik**

| | 1. | 2. | 3. | Total | Tore |
|---|---|---|---|---|---|
| Überzahl | 00:00 | 01:46 | 01:34 | 03:20 | 2 |
| Unterzahl | 00:00 | 00:00 | 00:00 | 0 | 0 |

© by Roman Koller (info@floorballstatistics.ch)

# Game Statistics

## Spielverlauf

### 1. Drittel

| Zeit | Resultat | Team | Situation | # | Spieler/in | # | Assist | Speed |
|---|---|---|---|---|---|---|---|---|
| 06:13 | 1-0 | Finland U19 | | 9 | Vilja Kuutniemi | 6 | Ella Virtanen | 0.00 |
| 13:59 | 2-0 | Finland U19 | | 9 | Vilja Kuutniemi | 19 | Zara Gauffin-Kauste | 0.00 |
| 14:21 | | Czechia U19 | Strafstoss | 5 | Iveta Veličková | | | |
| 14:21 | 3-0 | Finland U19 | Strafstoss | 10 | Leea Kaisti | | | 0.00 |

### 2. Drittel

| Zeit | Resultat | Team | Situation | # | Spieler/in | # | Assist | Speed |
|---|---|---|---|---|---|---|---|---|
| 22:21 | | Finland U19 | 2' Stockschlag | 19 | Zara Gauffin-Kauste | | | |
| 24:07 | 3-1 | Czechia U19 | Überzahl | 17 | Petra Škodová | 18 | Barbora Jašková | 0.00 |
| 38:05 | 3-2 | Czechia U19 | | 7 | Nikola Pieczonková | 22 | Lucie Švajcrová | 0.00 |

### 3. Drittel

| Zeit | Resultat | Team | Situation | # | Spieler/in | # | Assist | Speed |
|---|---|---|---|---|---|---|---|---|
| 47:54 | 4-2 | Finland U19 | | 19 | Zara Gauffin-Kauste | 6 | Ella Virtanen | 0.00 |
| 49:39 | | Finland U19 | 2' Spielverzögerung | 11 | Natalie Sandström | | | |
| 51:13 | 4-3 | Czechia U19 | Überzahl | 16 | Monika Bláhová | 2 | Zuzana Štípková | 0.00 |
| 58:36 | | Czechia U19 | Time Out | | | | | |
| 58:56 | 4-4 | Czechia U19 | ohne Torhüter | 22 | Lucie Švajcrová | 7 | Nikola Pieczonková | 0.00 |
| 58:56 | | Finland U19 | Time Out | | | | | |

### Penaltyschiessen

| Zeit | Resultat | Team | Situation | # | Spieler/in | # | Assist | Speed |
|---|---|---|---|---|---|---|---|---|
| | 1-0 | Finland U19 | getroffen | 13 | Aino-Maisa Järvenpää | | | 0.00 |
| | 2-0 | Finland U19 | getroffen | 11 | Natalie Sandström | | | 0.00 |
| | 3-0 | Finland U19 | getroffen | 17 | Elsa Holopainen | | | 0.00 |
| | 3-0 | Finland U19 | verschossen | 8 | Janella Järvinen | | | 0.00 |
| | 3-0 | Czechia U19 | verschossen | 16 | Monika Bláhová | | | 0.00 |
| | 3-1 | Czechia U19 | getroffen | 22 | Lucie Švajcrová | | | 0.00 |
| | 3-1 | Czechia U19 | verschossen | 7 | Nikola Pieczonková | | | 0.00 |
| | 3-1 | Czechia U19 | verschossen | 15 | Lenka Vojáčková | | | 0.00 |

© by Roman Koller (info@floorballstatistics.ch)

# Game Statistics

| Finland U19 | Plus/Minus | | | Schüsse | | | | Tore | | |
|---|---|---|---|---|---|---|---|---|---|---|
| **Spieler/in** | + | - | Bilanz | Total | auf's Tor | % auf's Tor | Effizienz (%) | erzielt | Assists | in % |
| 2 Koivumäki Pinja | 0 | 1 | -1 | 0 | 0 | 0.00 | 0.00 | 0 | 0 | 0.00 |
| 3 Kainulainen Siiri | 0 | 2 | -2 | 1 | 0 | 0.00 | 0.00 | 0 | 0 | 0.00 |
| 5 Honkuri Aada | 3 | 0 | 3 | 1 | 1 | 100.00 | 0.00 | 0 | 0 | 0.00 |
| 6 Virtanen Ella | 3 | 0 | 3 | 1 | 0 | 0.00 | 0.00 | 0 | 2 | 0.00 |
| 7 Hirsimäki Oona | 0 | 1 | -1 | 0 | 0 | 0.00 | 0.00 | 0 | 0 | 0.00 |
| 8 Järvinen Janella | 0 | 2 | -2 | 4 | 3 | 75.00 | 0.00 | 0 | 0 | 0.00 |
| 9 Kuutniemi Vilja | 3 | 0 | 3 | 6 | 4 | 66.67 | 50.00 | 2 | 0 | 50.00 |
| 10 Kaisti Leea | 1 | 2 | -1 | 1 | 1 | 100.00 | 100.00 | 1 | 0 | 25.00 |
| 11 Sandström Natalie | 0 | 2 | -2 | 1 | 0 | 0.00 | 0.00 | 0 | 0 | 0.00 |
| 13 Järvenpää Aino-Maisa | 0 | 0 | 0 | 0 | 0 | 0.00 | 0.00 | 0 | 0 | 0.00 |
| 14 Vahlman Kiira-Karoliina | 3 | 0 | 3 | 1 | 0 | 0.00 | 0.00 | 0 | 0 | 0.00 |
| 17 Holopainen Elsa | 0 | 3 | -3 | 8 | 0 | 0.00 | 0.00 | 0 | 0 | 0.00 |
| 18 Potinoja Jenna | 0 | 1 | -1 | 1 | 0 | 0.00 | 0.00 | 0 | 0 | 0.00 |
| 19 Gauffin-Kauste Zara | 3 | 1 | 2 | 2 | 1 | 50.00 | 100.00 | 1 | 1 | 25.00 |
| 21 Rinne Neea | 0 | 3 | -3 | 1 | 0 | 0.00 | 0.00 | 0 | 0 | 0.00 |
| 22 Kärki Minea | 0 | 2 | -2 | 0 | 0 | 0.00 | 0.00 | 0 | 0 | 0.00 |
| | 16 | 20 | | **28** | **10** | **35.71** | **40.00** | | | |

| Czechia U19 | Plus/Minus | | | Schüsse | | | | Tore | | |
|---|---|---|---|---|---|---|---|---|---|---|
| **Spieler/in** | + | - | Bilanz | Total | auf's Tor | % auf's Tor | Effizienz (%) | erzielt | Assists | in % |
| 2 Štípková Zuzana | 4 | 1 | 3 | 5 | 3 | 60.00 | 0.00 | 0 | 1 | 0.00 |
| 3 Vítková Alexandra | 0 | 0 | 0 | 0 | 0 | 0.00 | 0.00 | 0 | 0 | 0.00 |
| 5 Veličková Iveta | 1 | 0 | 1 | 3 | 1 | 33.33 | 0.00 | 0 | 0 | 0.00 |
| 6 Najsrová Lota | 0 | 0 | 0 | 0 | 0 | 0.00 | 0.00 | 0 | 0 | 0.00 |
| 7 Pieczonková Nikola | 2 | 1 | 1 | 7 | 2 | 28.57 | 50.00 | 1 | 1 | 25.00 |
| 8 Hacklová Johana | 0 | 1 | -1 | 4 | 0 | 0.00 | 0.00 | 0 | 0 | 0.00 |
| 9 Dubcová Veronika | 0 | 1 | -1 | 0 | 0 | 0.00 | 0.00 | 0 | 0 | 0.00 |
| 10 Veverková Valérie | 0 | 0 | 0 | 0 | 0 | 0.00 | 0.00 | 0 | 0 | 0.00 |
| 12 Zaoralová Lucie | 0 | 2 | -2 | 1 | 0 | 0.00 | 0.00 | 0 | 0 | 0.00 |
| 15 Vojáčková Lenka | 0 | 2 | -2 | 3 | 1 | 33.33 | 0.00 | 0 | 0 | 0.00 |
| 16 Bláhová Monika | 3 | 1 | 2 | 8 | 4 | 50.00 | 25.00 | 1 | 0 | 25.00 |
| 17 Škodová Petra | 3 | 2 | 1 | 4 | 1 | 25.00 | 100.00 | 1 | 0 | 25.00 |
| 18 Jašková Barbora | 2 | 1 | 1 | 5 | 2 | 40.00 | 0.00 | 0 | 1 | 0.00 |
| 20 Tumová Dominika | 4 | 0 | 4 | 3 | 1 | 33.33 | 0.00 | 0 | 0 | 0.00 |
| 21 Cidlinská Lucie | 0 | 1 | -1 | 2 | 1 | 50.00 | 0.00 | 0 | 0 | 0.00 |
| 22 Švajcrová Lucie | 2 | 0 | 2 | 5 | 4 | 80.00 | 25.00 | 1 | 1 | 25.00 |
| 24 Výborná Denisa | 0 | 1 | -1 | 1 | 0 | 0.00 | 0.00 | 0 | 0 | 0.00 |
| 29 Lískovcová Dominika | 0 | 2 | -2 | 4 | 2 | 50.00 | 0.00 | 0 | 0 | 0.00 |
| | 21 | 16 | | **55** | **22** | **40.00** | **18.18** | | | |

© by Roman Koller (info@floorballstatistics.ch)

# Shot Statistics

## Finland U19

## Overall

## Czechia U19

| | | |
|---|---|---|
| bar | 0 | 0.00 % |
| blocked | 0 | 0.00 % |
| missed | 0 | 0.00 % |
| on goal | 0 | 0.00 % |
| **Shots** | **0** | **0.00 %** |
| **Scores** | **0** | **0.00 %** |

| | | |
|---|---|---|
| bar | 0 | 0.00 % |
| missed | 0 | 0.00 % |
| blocked | 1 | 33.33 % |
| on goal | 2 | 66.67 % |
| **Shots** | **3** | **10.71 %** |
| **Scores** | **2** | **50.00 %** |

| | | |
|---|---|---|
| bar | 0 | 0.00 % |
| blocked | 0 | 0.00 % |
| missed | 0 | 0.00 % |
| on goal | 0 | 0.00 % |
| **Shots** | **0** | **0.00 %** |
| **Scores** | **0** | **0.00 %** |

| | | |
|---|---|---|
| bar | 0 | 0.00 % |
| blocked | 0 | 0.00 % |
| missed | 0 | 0.00 % |
| on goal | 1 | 100.00 % |
| **Shots** | **1** | **1.82 %** |
| **Scores** | **0** | **0.00 %** |

| | | |
|---|---|---|
| bar | 0 | 0.00 % |
| blocked | 0 | 0.00 % |
| missed | 0 | 0.00 % |
| on goal | 8 | 100.00 % |
| **Shots** | **8** | **14.55 %** |
| **Scores** | **2** | **50.00 %** |

| | | |
|---|---|---|
| bar | 0 | 0.00 % |
| blocked | 0 | 0.00 % |
| missed | 0 | 0.00 % |
| on goal | 2 | 100.00 % |
| **Shots** | **2** | **3.64 %** |
| **Scores** | **0** | **0.00 %** |

| | | |
|---|---|---|
| bar | 0 | 0.00 % |
| missed | 2 | 25.00 % |
| on goal | 2 | 25.00 % |
| blocked | 4 | 50.00 % |
| **Shots** | **8** | **28.57 %** |
| **Scores** | **1** | **25.00 %** |

| | | |
|---|---|---|
| bar | 0 | 0.00 % |
| missed | 3 | 23.08 % |
| blocked | 5 | 38.46 % |
| on goal | 5 | 38.46 % |
| **Shots** | **13** | **46.43 %** |
| **Scores** | **1** | **25.00 %** |

| | | |
|---|---|---|
| bar | 0 | 0.00 % |
| blocked | 0 | 0.00 % |
| missed | 1 | 50.00 % |
| on goal | 1 | 50.00 % |
| **Shots** | **2** | **7.14 %** |
| **Scores** | **0** | **0.00 %** |

| | | |
|---|---|---|
| bar | 1 | 7.14 % |
| missed | 3 | 21.43 % |
| blocked | 4 | 28.57 % |
| on goal | 6 | 42.86 % |
| **Shots** | **14** | **25.45 %** |
| **Scores** | **1** | **25.00 %** |

| | | |
|---|---|---|
| bar | 0 | 0.00 % |
| on goal | 3 | 18.75 % |
| missed | 6 | 37.50 % |
| blocked | 7 | 43.75 % |
| **Shots** | **16** | **29.09 %** |
| **Scores** | **1** | **25.00 %** |

| | | |
|---|---|---|
| bar | 0 | 0.00 % |
| missed | 2 | 28.57 % |
| on goal | 2 | 28.57 % |
| blocked | 3 | 42.86 % |
| **Shots** | **7** | **12.73 %** |
| **Scores** | **0** | **0.00 %** |

| | | |
|---|---|---|
| bar | 0 | 0.00 % |
| blocked | 0 | 0.00 % |
| on goal | 0 | 0.00 % |
| missed | 1 | 100.00 % |
| **Shots** | **1** | **3.57 %** |
| **Scores** | **0** | **0.00 %** |

| | | |
|---|---|---|
| bar | 0 | 0.00 % |
| blocked | 0 | 0.00 % |
| on goal | 0 | 0.00 % |
| missed | 1 | 100.00 % |
| **Shots** | **1** | **3.57 %** |
| **Scores** | **0** | **0.00 %** |

| | | |
|---|---|---|
| bar | 0 | 0.00 % |
| blocked | 0 | 0.00 % |
| missed | 0 | 0.00 % |
| on goal | 0 | 0.00 % |
| **Shots** | **0** | **0.00 %** |
| **Scores** | **0** | **0.00 %** |

| | | |
|---|---|---|
| bar | 0 | 0.00 % |
| missed | 0 | 0.00 % |
| on goal | 0 | 0.00 % |
| blocked | 1 | 100.00 % |
| **Shots** | **1** | **1.82 %** |
| **Scores** | **0** | **0.00 %** |

| | | |
|---|---|---|
| bar | 0 | 0.00 % |
| on goal | 0 | 0.00 % |
| missed | 1 | 16.67 % |
| blocked | 5 | 83.33 % |
| **Shots** | **6** | **10.91 %** |
| **Scores** | **0** | **0.00 %** |

| | | |
|---|---|---|
| bar | 0 | 0.00 % |
| blocked | 0 | 0.00 % |
| missed | 0 | 0.00 % |
| on goal | 0 | 0.00 % |
| **Shots** | **0** | **0.00 %** |
| **Scores** | **0** | **0.00 %** |

| | | |
|---|---|---|
| bar | 0 | 0.00 % |
| missed | 8 | 28.57 % |
| blocked | 10 | 35.71 % |
| on goal | 10 | 35.71 % |
| **Shots** | **28** | |
| **Scores** | **4** | |

| | | |
|---|---|---|
| bar | 1 | 1.82 % |
| missed | 12 | 21.82 % |
| blocked | 20 | 36.36 % |
| on goal | 22 | 40.00 % |
| **Shots** | **55** | |
| **Scores** | **4** | |

© by Roman Koller (info@floorballstatistics.ch)

# Shot Statistics

## Finland U19

## 1st Periode

## Czechia U19

| | | |
|---|---|---|
| bar | 0 | 0.00 % |
| blocked | 0 | 0.00 % |
| missed | 0 | 0.00 % |
| on goal | 0 | 0.00 % |
| **Shots** | **0** | **0.00 %** |
| **Scores** | **0** | **0.00 %** |

| | | |
|---|---|---|
| bar | 0 | 0.00 % |
| missed | 0 | 0.00 % |
| blocked | 1 | 50.00 % |
| on goal | 1 | 50.00 % |
| **Shots** | **2** | **18.18 %** |
| **Scores** | **1** | **33.33 %** |

| | | |
|---|---|---|
| bar | 0 | 0.00 % |
| blocked | 0 | 0.00 % |
| missed | 0 | 0.00 % |
| on goal | 0 | 0.00 % |
| **Shots** | **0** | **0.00 %** |
| **Scores** | **0** | **0.00 %** |

| | | |
|---|---|---|
| bar | 0 | 0.00 % |
| blocked | 0 | 0.00 % |
| missed | 0 | 0.00 % |
| on goal | 0 | 0.00 % |
| **Shots** | **0** | **0.00 %** |
| **Scores** | **0** | **0.00 %** |

| | | |
|---|---|---|
| bar | 0 | 0.00 % |
| blocked | 0 | 0.00 % |
| missed | 0 | 0.00 % |
| on goal | 1 | 100.00 % |
| **Shots** | **1** | **8.33 %** |
| **Scores** | **0** | **0.00 %** |

| | | |
|---|---|---|
| bar | 0 | 0.00 % |
| blocked | 0 | 0.00 % |
| missed | 0 | 0.00 % |
| on goal | 1 | 100.00 % |
| **Shots** | **1** | **8.33 %** |
| **Scores** | **0** | **0.00 %** |

| | | |
|---|---|---|
| bar | 0 | 0.00 % |
| blocked | 1 | 20.00 % |
| missed | 2 | 40.00 % |
| on goal | 2 | 40.00 % |
| **Shots** | **5** | **45.45 %** |
| **Scores** | **1** | **33.33 %** |

| | | |
|---|---|---|
| bar | 0 | 0.00 % |
| blocked | 0 | 0.00 % |
| missed | 1 | 33.33 % |
| on goal | 2 | 66.67 % |
| **Shots** | **3** | **27.27 %** |
| **Scores** | **1** | **33.33 %** |

| | | |
|---|---|---|
| bar | 0 | 0.00 % |
| blocked | 0 | 0.00 % |
| missed | 0 | 0.00 % |
| on goal | 0 | 0.00 % |
| **Shots** | **0** | **0.00 %** |
| **Scores** | **0** | **0.00 %** |

| | | |
|---|---|---|
| bar | 0 | 0.00 % |
| blocked | 1 | 33.33 % |
| missed | 1 | 33.33 % |
| on goal | 1 | 33.33 % |
| **Shots** | **3** | **25.00 %** |
| **Scores** | **0** | **0.00 %** |

| | | |
|---|---|---|
| bar | 0 | 0.00 % |
| missed | 0 | 0.00 % |
| on goal | 0 | 0.00 % |
| blocked | 1 | 100.00 % |
| **Shots** | **1** | **8.33 %** |
| **Scores** | **0** | **0.00 %** |

| | | |
|---|---|---|
| bar | 0 | 0.00 % |
| blocked | 0 | 0.00 % |
| on goal | 0 | 0.00 % |
| missed | 1 | 100.00 % |
| **Shots** | **1** | **8.33 %** |
| **Scores** | **0** | **0.00 %** |

| | | |
|---|---|---|
| bar | 0 | 0.00 % |
| blocked | 0 | 0.00 % |
| missed | 0 | 0.00 % |
| on goal | 0 | 0.00 % |
| **Shots** | **0** | **0.00 %** |
| **Scores** | **0** | **0.00 %** |

| | | |
|---|---|---|
| bar | 0 | 0.00 % |
| blocked | 0 | 0.00 % |
| on goal | 0 | 0.00 % |
| missed | 1 | 100.00 % |
| **Shots** | **1** | **9.09 %** |
| **Scores** | **0** | **0.00 %** |

| | | |
|---|---|---|
| bar | 0 | 0.00 % |
| blocked | 0 | 0.00 % |
| missed | 0 | 0.00 % |
| on goal | 0 | 0.00 % |
| **Shots** | **0** | **0.00 %** |
| **Scores** | **0** | **0.00 %** |

| | | |
|---|---|---|
| bar | 0 | 0.00 % |
| missed | 0 | 0.00 % |
| on goal | 0 | 0.00 % |
| blocked | 1 | 100.00 % |
| **Shots** | **1** | **8.33 %** |
| **Scores** | **0** | **0.00 %** |

| | | |
|---|---|---|
| bar | 0 | 0.00 % |
| on goal | 0 | 0.00 % |
| missed | 1 | 25.00 % |
| blocked | 3 | 75.00 % |
| **Shots** | **4** | **33.33 %** |
| **Scores** | **0** | **0.00 %** |

| | | |
|---|---|---|
| bar | 0 | 0.00 % |
| blocked | 0 | 0.00 % |
| missed | 0 | 0.00 % |
| on goal | 0 | 0.00 % |
| **Shots** | **0** | **0.00 %** |
| **Scores** | **0** | **0.00 %** |

| | | |
|---|---|---|
| bar | 0 | 0.00 % |
| blocked | 2 | 18.18 % |
| missed | 4 | 36.36 % |
| on goal | 5 | 45.45 % |
| **Shots** | **11** | |
| **Scores** | **3** | |

| | | |
|---|---|---|
| bar | 0 | 0.00 % |
| missed | 3 | 25.00 % |
| on goal | 3 | 25.00 % |
| blocked | 6 | 50.00 % |
| **Shots** | **12** | |
| **Scores** | **0** | |

© by Roman Koller (info@floorballstatistics.ch)

# Shot Statistics

## Finland U19

## 2nd Periode

## Czechia U19

| | | |
|---|---|---|
| bar | 0 | 0.00 % |
| blocked | 0 | 0.00 % |
| missed | 0 | 0.00 % |
| on goal | 0 | 0.00 % |
| **Shots** | **0** | **0.00 %** |
| **Scores** | **0** | **0.00 %** |

| | | |
|---|---|---|
| bar | 0 | 0.00 % |
| blocked | 0 | 0.00 % |
| missed | 0 | 0.00 % |
| on goal | 0 | 0.00 % |
| **Shots** | **0** | **0.00 %** |
| **Scores** | **0** | **0.00 %** |

| | | |
|---|---|---|
| bar | 0 | 0.00 % |
| blocked | 0 | 0.00 % |
| missed | 0 | 0.00 % |
| on goal | 0 | 0.00 % |
| **Shots** | **0** | **0.00 %** |
| **Scores** | **0** | **0.00 %** |

| | | |
|---|---|---|
| bar | 0 | 0.00 % |
| blocked | 0 | 0.00 % |
| missed | 0 | 0.00 % |
| on goal | 0 | 0.00 % |
| **Shots** | **0** | **0.00 %** |
| **Scores** | **0** | **0.00 %** |

| | | |
|---|---|---|
| bar | 0 | 0.00 % |
| blocked | 0 | 0.00 % |
| missed | 0 | 0.00 % |
| on goal | 0 | 0.00 % |
| **Shots** | **0** | **0.00 %** |
| **Scores** | **0** | **0.00 %** |

| | | |
|---|---|---|
| bar | 0 | 0.00 % |
| blocked | 0 | 0.00 % |
| missed | 0 | 0.00 % |
| on goal | 0 | 0.00 % |
| **Shots** | **0** | **0.00 %** |
| **Scores** | **0** | **0.00 %** |

| | | |
|---|---|---|
| bar | 0 | 0.00 % |
| blocked | 0 | 0.00 % |
| missed | 0 | 0.00 % |
| on goal | 0 | 0.00 % |
| **Shots** | **0** | **0.00 %** |
| **Scores** | **0** | **0.00 %** |

| | | |
|---|---|---|
| bar | 0 | 0.00 % |
| blocked | 0 | 0.00 % |
| missed | 0 | 0.00 % |
| on goal | 1 | 100.00 % |
| **Shots** | **1** | **4.55 %** |
| **Scores** | **0** | **0.00 %** |

| | | |
|---|---|---|
| bar | 0 | 0.00 % |
| blocked | 0 | 0.00 % |
| missed | 0 | 0.00 % |
| on goal | 3 | 100.00 % |
| **Shots** | **3** | **13.64 %** |
| **Scores** | **1** | **50.00 %** |

| | | |
|---|---|---|
| bar | 0 | 0.00 % |
| blocked | 0 | 0.00 % |
| missed | 0 | 0.00 % |
| on goal | 1 | 100.00 % |
| **Shots** | **1** | **4.55 %** |
| **Scores** | **0** | **0.00 %** |

| | | |
|---|---|---|
| bar | 0 | 0.00 % |
| missed | 0 | 0.00 % |
| on goal | 1 | 25.00 % |
| blocked | 3 | 75.00 % |
| **Shots** | **4** | **18.18 %** |
| **Scores** | **0** | **0.00 %** |

| | | |
|---|---|---|
| bar | 0 | 0.00 % |
| missed | 0 | 0.00 % |
| blocked | 2 | 50.00 % |
| on goal | 2 | 50.00 % |
| **Shots** | **4** | **66.67 %** |
| **Scores** | **0** | **0.00 %** |

| | | |
|---|---|---|
| bar | 0 | 0.00 % |
| blocked | 0 | 0.00 % |
| missed | 1 | 50.00 % |
| on goal | 1 | 50.00 % |
| **Shots** | **2** | **33.33 %** |
| **Scores** | **0** | **0.00 %** |

| | | |
|---|---|---|
| bar | 0 | 0.00 % |
| on goal | 2 | 20.00 % |
| blocked | 4 | 40.00 % |
| missed | 4 | 40.00 % |
| **Shots** | **10** | **45.45 %** |
| **Scores** | **1** | **50.00 %** |

| | | |
|---|---|---|
| bar | 0 | 0.00 % |
| missed | 0 | 0.00 % |
| blocked | 1 | 50.00 % |
| on goal | 1 | 50.00 % |
| **Shots** | **2** | **9.09 %** |
| **Scores** | **0** | **0.00 %** |

| | | |
|---|---|---|
| bar | 0 | 0.00 % |
| blocked | 0 | 0.00 % |
| missed | 0 | 0.00 % |
| on goal | 0 | 0.00 % |
| **Shots** | **0** | **0.00 %** |
| **Scores** | **0** | **0.00 %** |

| | | |
|---|---|---|
| bar | 0 | 0.00 % |
| blocked | 0 | 0.00 % |
| missed | 0 | 0.00 % |
| on goal | 0 | 0.00 % |
| **Shots** | **0** | **0.00 %** |
| **Scores** | **0** | **0.00 %** |

| | | |
|---|---|---|
| bar | 0 | 0.00 % |
| blocked | 0 | 0.00 % |
| missed | 0 | 0.00 % |
| on goal | 0 | 0.00 % |
| **Shots** | **0** | **0.00 %** |
| **Scores** | **0** | **0.00 %** |

| | | |
|---|---|---|
| bar | 0 | 0.00 % |
| blocked | 0 | 0.00 % |
| missed | 0 | 0.00 % |
| on goal | 0 | 0.00 % |
| **Shots** | **0** | **0.00 %** |
| **Scores** | **0** | **0.00 %** |

| | | |
|---|---|---|
| bar | 0 | 0.00 % |
| blocked | 0 | 0.00 % |
| missed | 0 | 0.00 % |
| on goal | 0 | 0.00 % |
| **Shots** | **0** | **0.00 %** |
| **Scores** | **0** | **0.00 %** |

| | | |
|---|---|---|
| bar | 0 | 0.00 % |
| missed | 1 | 16.67 % |
| blocked | 2 | 33.33 % |
| on goal | 3 | 50.00 % |
| **Shots** | **6** | |
| **Scores** | **0** | |

| | | |
|---|---|---|
| bar | 0 | 0.00 % |
| missed | 4 | 18.18 % |
| blocked | 9 | 40.91 % |
| on goal | 9 | 40.91 % |
| **Shots** | **22** | |
| **Scores** | **2** | |

© by Roman Koller (info@floorballstatistics.ch)

# Shot Statistics

## Finland U19

## 3rd Periode

## Czechia U19

| | | |
|---|---|---|
| bar | 0 | 0.00 % |
| blocked | 0 | 0.00 % |
| missed | 0 | 0.00 % |
| on goal | 0 | 0.00 % |
| **Shots** | **0** | **0.00 %** |
| **Scores** | **0** | **0.00 %** |

| | | |
|---|---|---|
| bar | 0 | 0.00 % |
| blocked | 0 | 0.00 % |
| missed | 0 | 0.00 % |
| on goal | 1 | 100.00 % |
| **Shots** | **1** | **9.09 %** |
| **Scores** | **1** | **100.00 %** |

| | | |
|---|---|---|
| bar | 0 | 0.00 % |
| blocked | 0 | 0.00 % |
| missed | 0 | 0.00 % |
| on goal | 0 | 0.00 % |
| **Shots** | **0** | **0.00 %** |
| **Scores** | **0** | **0.00 %** |

| | | |
|---|---|---|
| bar | 0 | 0.00 % |
| missed | 0 | 0.00 % |
| on goal | 0 | 0.00 % |
| blocked | 3 | 100.00 % |
| **Shots** | **3** | **27.27 %** |
| **Scores** | **0** | **0.00 %** |

| | | |
|---|---|---|
| bar | 0 | 0.00 % |
| on goal | 1 | 16.67 % |
| missed | 2 | 33.33 % |
| blocked | 3 | 50.00 % |
| **Shots** | **6** | **54.55 %** |
| **Scores** | **0** | **0.00 %** |

| | | |
|---|---|---|
| bar | 0 | 0.00 % |
| blocked | 0 | 0.00 % |
| missed | 0 | 0.00 % |
| on goal | 0 | 0.00 % |
| **Shots** | **0** | **0.00 %** |
| **Scores** | **0** | **0.00 %** |

| | | |
|---|---|---|
| bar | 0 | 0.00 % |
| blocked | 0 | 0.00 % |
| on goal | 0 | 0.00 % |
| missed | 1 | 100.00 % |
| **Shots** | **1** | **9.09 %** |
| **Scores** | **0** | **0.00 %** |

| | | |
|---|---|---|
| bar | 0 | 0.00 % |
| blocked | 0 | 0.00 % |
| missed | 0 | 0.00 % |
| on goal | 0 | 0.00 % |
| **Shots** | **0** | **0.00 %** |
| **Scores** | **0** | **0.00 %** |

| | | |
|---|---|---|
| bar | 0 | 0.00 % |
| blocked | 0 | 0.00 % |
| missed | 0 | 0.00 % |
| on goal | 0 | 0.00 % |
| **Shots** | **0** | **0.00 %** |
| **Scores** | **0** | **0.00 %** |

| | | |
|---|---|---|
| bar | 0 | 0.00 % |
| blocked | 0 | 0.00 % |
| missed | 0 | 0.00 % |
| on goal | 4 | 100.00 % |
| **Shots** | **4** | **19.05 %** |
| **Scores** | **1** | **50.00 %** |

| | | |
|---|---|---|
| bar | 0 | 0.00 % |
| blocked | 0 | 0.00 % |
| missed | 0 | 0.00 % |
| on goal | 0 | 0.00 % |
| **Shots** | **0** | **0.00 %** |
| **Scores** | **0** | **0.00 %** |

| | | |
|---|---|---|
| blocked | 0 | 0.00 % |
| bar | 1 | 14.29 % |
| missed | 2 | 28.57 % |
| on goal | 4 | 57.14 % |
| **Shots** | **7** | **33.33 %** |
| **Scores** | **1** | **50.00 %** |

| | | |
|---|---|---|
| bar | 0 | 0.00 % |
| on goal | 1 | 20.00 % |
| blocked | 2 | 40.00 % |
| missed | 2 | 40.00 % |
| **Shots** | **5** | **23.81 %** |
| **Scores** | **0** | **0.00 %** |

| | | |
|---|---|---|
| bar | 0 | 0.00 % |
| missed | 1 | 25.00 % |
| on goal | 1 | 25.00 % |
| blocked | 2 | 50.00 % |
| **Shots** | **4** | **19.05 %** |
| **Scores** | **0** | **0.00 %** |

| | | |
|---|---|---|
| bar | 0 | 0.00 % |
| blocked | 0 | 0.00 % |
| missed | 0 | 0.00 % |
| on goal | 0 | 0.00 % |
| blocked | 1 | 100.00 % |
| **Shots** | **1** | **4.76 %** |
| **Scores** | **0** | **0.00 %** |

| | | |
|---|---|---|
| bar | 0 | 0.00 % |
| missed | 0 | 0.00 % |
| on goal | 0 | 0.00 % |
| blocked | 0 | 0.00 % |
| **Shots** | **0** | **0.00 %** |
| **Scores** | **0** | **0.00 %** |

| | | |
|---|---|---|
| bar | 0 | 0.00 % |
| on goal | 2 | 18.18 % |
| missed | 3 | 27.27 % |
| blocked | 6 | 54.55 % |
| **Shots** | **11** | |
| **Scores** | **1** | |

| | | |
|---|---|---|
| bar | 1 | 4.76 % |
| blocked | 5 | 23.81 % |
| missed | 5 | 23.81 % |
| on goal | 10 | 47.62 % |
| **Shots** | **21** | |
| **Scores** | **2** | |

© by Roman Koller (info@floorballstatistics.ch)

# U19-EFT 2025

# Game Statistics

October 17, 2025 / 16:00

vs

# Game Statistics

**Ballbesitz**

| 1. Drittel | 2. Drittel | 3. Drittel | No Data Available | Gesamt |
|---|---|---|---|---|
| 50.00 | 49.92 | 52.92 | | 50.94 |
| 50.00 | 50.08 | 47.08 | | 49.06 |
| SWE / SUI | SWE / SUI | SWE / SUI | | SWE / SUI |

**Switzerland U19**

| | 6 | 5 | nP |
|---|---|---|---|
| **1.** | 1 | 1 | |
| **2.** | 2 | 2 | |
| **3.** | 2 | 2 | |
| **Verl.** | 0 | 0 | |

**Sweden U19**

**Penaltyschiessen**

| | | | | | | | | | | | | | | | | | | | | | | | | | | | | | | | |
|---|---|---|---|---|---|---|---|---|---|---|---|---|---|---|---|---|---|---|---|---|---|---|---|---|---|---|---|---|---|---|---|
| | | | | | | | | | | | 5 | 20 | 5 | 4 | 24 | 18 | 7 | 24 | | | | | | | | | | | | | |

**Schussstatistik**

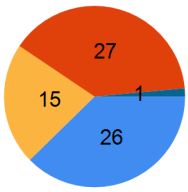


auf's Tor / daneben / geblockt / Pfosten

| | 1. | 2. | 3. | Verl. | Total |
|---|---|---|---|---|---|
| auf's Tor | 8 | 10 | 8 | 0 | **26** |
| daneben | 4 | 4 | 7 | 0 | **15** |
| geblockt | 8 | 10 | 9 | 0 | **27** |
| Pfosten | 0 | 1 | 0 | 0 | **1** |
| | **20** | **25** | **24** | **0** | **69** |

| | | | | |
|---|---|---|---|---|
| Präzision (%) | 40.00 | 40.00 | 33.33 | **37.68** |
| Effizienz (%) | 12.50 | 20.00 | 25.00 | **19.23** |

**Schussstatistik**

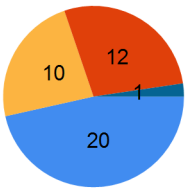


auf's Tor / daneben / geblockt / Pfosten

| | 1. | 2. | 3. | Verl. | Total |
|---|---|---|---|---|---|
| auf's Tor | 3 | 9 | 8 | 0 | **20** |
| daneben | 1 | 4 | 5 | 0 | **10** |
| geblockt | 3 | 5 | 4 | 0 | **12** |
| Pfosten | 0 | 1 | 0 | 0 | **1** |
| | **7** | **19** | **17** | **0** | **43** |

| | | | | |
|---|---|---|---|---|
| Präzision (%) | 42.86 | 47.37 | 47.06 | **46.51** |
| Effizienz (%) | 33.33 | 22.22 | 25.00 | **25.00** |

**Torhüter Statistik**

| | 29 Aline Joye | |
|---|---|---|
| | Schüsse | Gehalten |
| **1.** | 3 | 2 |
| | 66.67% | |
| **2.** | 9 | 7 |
| | 77.78% | |
| **3.** | 7 | 5 |
| | 71.43% | |
| **Verl.** | 0 | 0 |
| | NaN | |
| **Total** | **19** | **14** |
| | **73.68%** | |

**Torhüter Statistik**

| | 1 Isa Böcker | |
|---|---|---|
| | Schüsse | Gehalten |
| **1.** | 8 | 7 |
| | 87.50% | |
| **2.** | 10 | 8 |
| | 80.00% | |
| **3.** | 8 | 6 |
| | 75.00% | |
| **Verl.** | 0 | 0 |
| | NaN | |
| **Total** | **26** | **21** |
| | **80.77%** | |

**Strafzeitstatistik**

| | 1. | 2. | 3. | Total | Tore |
|---|---|---|---|---|---|
| Überzahl | 00:00 | 00:00 | 00:00 | 0 | 0 |
| Unterzahl | 00:00 | 00:00 | 00:00 | 0 | 0 |

**Strafzeitstatistik**

| | 1. | 2. | 3. | Total | Tore |
|---|---|---|---|---|---|
| Überzahl | 00:00 | 00:00 | 00:00 | 0 | 0 |
| Unterzahl | 00:00 | 00:00 | 00:00 | 0 | 0 |

© by Roman Koller (info@floorballstatistics.ch)

# Game Statistics

## Spielverlauf

### 1. Drittel

| Zeit | Resultat | Team | Situation | # | Spieler/in | # | Assist | Speed |
|---|---|---|---|---|---|---|---|---|
| 15:47 | 1-1 | Sweden U19 | | 23 | Elvira Hagström | 3 | Elvira Nässén | 0.00 |
| 9:50 | 1-0 | Switzerland U19 | | 4 | Aylin Meryem | 28 | Leonie Christen | 0.00 |

### 2. Drittel

| Zeit | Resultat | Team | Situation | # | Spieler/in | # | Assist | Speed |
|---|---|---|---|---|---|---|---|---|
| 24:42 | 2-1 | Switzerland U19 | | 26 | Jael Fässler | 4 | Aylin Meryem | 0.00 |
| 25:08 | 2-2 | Sweden U19 | | 12 | Elsa Gunnarsson | 9 | Emelie Persson Lindeborg | 0.00 |
| 26:43 | 3-2 | Switzerland U19 | | 5 | Ella Carniello | 17 | Livia Kurz | 0.00 |
| 29:32 | 3-3 | Sweden U19 | | 7 | Alva Pettersson | 12 | Elsa Gunnarsson | 0.00 |

### 3. Drittel

| Zeit | Resultat | Team | Situation | # | Spieler/in | # | Assist | Speed |
|---|---|---|---|---|---|---|---|---|
| 44:18 | 3-4 | Sweden U19 | | 7 | Alva Pettersson | 15 | Moa Pettersson | 0.00 |
| 49:43 | 3-5 | Sweden U19 | | 7 | Alva Pettersson | 15 | Moa Pettersson | 0.00 |
| 54:39 | 4-5 | Switzerland U19 | | 9 | Simona Pleisch | 8 | Anne Härtsch | 0.00 |
| 59:07 | 5-5 | Switzerland U19 | | 5 | Ella Carniello | 8 | Anne Härtsch | 0.00 |

### Penaltyschiessen

| Zeit | Resultat | Team | Situation | # | Spieler/in | # | Assist | Speed |
|---|---|---|---|---|---|---|---|---|
| | 2-0 | Switzerland U19 | getroffen | 4 | Aylin Meryem | | | 0.00 |
| | 1-0 | Sweden U19 | verschossen | 24 | Elin Wadell | | | 0.00 |
| | 2-0 | Switzerland U19 | getroffen | 5 | Ella Carniello | | | 0.00 |
| | 2-0 | Sweden U19 | verschossen | 18 | Dessie Karlsson Johansson | | | 0.00 |
| | 2-0 | Switzerland U19 | verschossen | 20 | Anja Gross | | | 0.00 |
| | 2-0 | Sweden U19 | verschossen | 7 | Alva Pettersson | | | 0.00 |
| | 3-0 | Switzerland U19 | getroffen | 5 | Ella Carniello | | | 0.00 |
| | 3-1 | Sweden U19 | getroffen | 24 | Elin Wadell | | | 0.00 |

© by Roman Koller (info@floorballstatistics.ch)

# Game Statistics

| Switzerland U19 | Plus/Minus | | | Schüsse | | | | Tore | | |
|---|---|---|---|---|---|---|---|---|---|---|
| **Spieler/in** | + | - | Bilanz | Total | auf's Tor | % auf's Tor | Effizienz (%) | erzielt | Assists | in % |
| 4 Meryem Aylin | 2 | 1 | 1 | 5 | 2 | 40.00 | 50.00 | 1 | 1 | 20.00 |
| 5 Carniello Ella | 3 | 2 | 1 | 8 | 2 | 25.00 | 100.00 | 2 | 0 | 40.00 |
| 8 Härtsch Anne | 3 | 2 | 1 | 2 | 0 | 0.00 | 0.00 | 0 | 2 | 0.00 |
| 9 Pleisch Simona | 3 | 2 | 1 | 7 | 4 | 57.14 | 25.00 | 1 | 0 | 20.00 |
| 10 Jenny Valeria | 0 | 2 | -2 | 2 | 1 | 50.00 | 0.00 | 0 | 0 | 0.00 |
| 11 Schilliger Svenja | 1 | 2 | -1 | 4 | 1 | 25.00 | 0.00 | 0 | 0 | 0.00 |
| 12 Bertsch Svenja | 0 | 1 | -1 | 3 | 0 | 0.00 | 0.00 | 0 | 0 | 0.00 |
| 14 Odermatt Rahel | 0 | 1 | -1 | 0 | 0 | 0.00 | 0.00 | 0 | 0 | 0.00 |
| 15 Meier Lina | 0 | 2 | -2 | 4 | 2 | 50.00 | 0.00 | 0 | 0 | 0.00 |
| 16 Schuppiser Aline | 0 | 1 | -1 | 2 | 1 | 50.00 | 0.00 | 0 | 0 | 0.00 |
| 17 Kurz Livia | 3 | 2 | 1 | 9 | 3 | 33.33 | 0.00 | 0 | 1 | 0.00 |
| 18 Oehri Mia | 2 | 1 | 1 | 3 | 2 | 66.67 | 0.00 | 0 | 0 | 0.00 |
| 20 Gross Anja | 2 | 2 | 0 | 4 | 2 | 50.00 | 0.00 | 0 | 0 | 0.00 |
| 21 Oertle Larissa | 0 | 0 | 0 | 0 | 0 | 0.00 | 0.00 | 0 | 0 | 0.00 |
| 22 Oertle Rebecca | 2 | 1 | 1 | 3 | 1 | 33.33 | 0.00 | 0 | 0 | 0.00 |
| 23 Hürlimann Franca | 0 | 2 | -2 | 2 | 1 | 50.00 | 0.00 | 0 | 0 | 0.00 |
| 26 Fässler Jael | 2 | 0 | 2 | 2 | 1 | 50.00 | 100.00 | 1 | 0 | 20.00 |
| 28 Christen Leonie | 3 | 1 | 2 | 9 | 3 | 33.33 | 0.00 | 0 | 1 | 0.00 |
| | 26 | 25 | | **69** | **26** | **37.68** | **19.23** | | | |

| Sweden U19 | Plus/Minus | | | Schüsse | | | | Tore | | |
|---|---|---|---|---|---|---|---|---|---|---|
| **Spieler/in** | + | - | Bilanz | Total | auf's Tor | % auf's Tor | Effizienz (%) | erzielt | Assists | in % |
| 3 Nässén Elvira | 1 | 1 | 0 | 0 | 0 | 0.00 | 0.00 | 0 | 1 | 0.00 |
| 5 Åberg Alice | 0 | 1 | -1 | 2 | 1 | 50.00 | 0.00 | 0 | 0 | 0.00 |
| 6 Svensson Isabella | 0 | 0 | 0 | 0 | 0 | 0.00 | 0.00 | 0 | 0 | 0.00 |
| 7 Pettersson Alva | 4 | 4 | 0 | 12 | 7 | 58.33 | 42.86 | 3 | 0 | 60.00 |
| 9 Persson Lindeborg Emelie | 4 | 2 | 2 | 0 | 0 | 0.00 | 0.00 | 0 | 1 | 0.00 |
| 10 Björkborg Thea | 0 | 0 | 0 | 0 | 0 | 0.00 | 0.00 | 0 | 0 | 0.00 |
| 11 Lindgren Jonna | 0 | 1 | -1 | 2 | 1 | 50.00 | 0.00 | 0 | 0 | 0.00 |
| 12 Gunnarsson Elsa | 4 | 4 | 0 | 1 | 1 | 100.00 | 100.00 | 1 | 1 | 20.00 |
| 15 Pettersson Moa | 4 | 4 | 0 | 3 | 1 | 33.33 | 0.00 | 0 | 2 | 0.00 |
| 16 Gharaei Emellie | 0 | 0 | 0 | 4 | 0 | 0.00 | 0.00 | 0 | 0 | 0.00 |
| 18 Karlsson Johansson Dessie | 2 | 2 | 0 | 2 | 2 | 100.00 | 0.00 | 0 | 0 | 0.00 |
| 19 Andersson Judith | 2 | 2 | 0 | 1 | 0 | 0.00 | 0.00 | 0 | 0 | 0.00 |
| 20 Schill Esther | 1 | 1 | 0 | 2 | 1 | 50.00 | 0.00 | 0 | 0 | 0.00 |
| 21 Hedberg Ellen | 0 | 0 | 0 | 2 | 0 | 0.00 | 0.00 | 0 | 0 | 0.00 |
| 22 Ulriksson Mikaela | 1 | 1 | 0 | 6 | 3 | 50.00 | 0.00 | 0 | 0 | 0.00 |
| 23 Hagström Elvira | 1 | 1 | 0 | 1 | 1 | 100.00 | 100.00 | 1 | 0 | 20.00 |
| 24 Wadell Elin | 1 | 1 | 0 | 4 | 2 | 50.00 | 0.00 | 0 | 0 | 0.00 |
| 29 Leo Filippa | 0 | 0 | 0 | 1 | 0 | 0.00 | 0.00 | 0 | 0 | 0.00 |
| | 25 | 25 | | **43** | **20** | **46.51** | **25.00** | | | |

© by Roman Koller (info@floorballstatistics.ch)

# Shot Statistics

## Switzerland U19

## Overall

## Sweden U19

| | | |
|---|---|---|
| bar | 0 | 0.00 % |
| blocked | 0 | 0.00 % |
| missed | 0 | 0.00 % |
| on goal | 0 | 0.00 % |
| **Shots** | **0** | **0.00 %** |
| **Scores** | **0** | **0.00 %** |

| | | |
|---|---|---|
| bar | 0 | 0.00 % |
| blocked | 0 | 0.00 % |
| missed | 0 | 0.00 % |
| on goal | 3 | 100.00 % |
| **Shots** | **3** | **4.35 %** |
| **Scores** | **2** | **40.00 %** |

| | | |
|---|---|---|
| bar | 0 | 0.00 % |
| blocked | 0 | 0.00 % |
| on goal | 0 | 0.00 % |
| missed | 1 | 100.00 % |
| **Shots** | **1** | **1.45 %** |
| **Scores** | **0** | **0.00 %** |

| | | |
|---|---|---|
| bar | 0 | 0.00 % |
| missed | 0 | 0.00 % |
| blocked | 2 | 28.57 % |
| on goal | 5 | 71.43 % |
| **Shots** | **7** | **10.14 %** |
| **Scores** | **1** | **20.00 %** |

| | | |
|---|---|---|
| bar | 0 | 0.00 % |
| missed | 7 | 25.93 % |
| blocked | 10 | 37.04 % |
| on goal | 10 | 37.04 % |
| **Shots** | **27** | **39.13 %** |
| **Scores** | **2** | **40.00 %** |

| | | |
|---|---|---|
| bar | 1 | 8.33 % |
| missed | 2 | 16.67 % |
| on goal | 4 | 33.33 % |
| blocked | 5 | 41.67 % |
| **Shots** | **12** | **17.39 %** |
| **Scores** | **0** | **0.00 %** |

| | | |
|---|---|---|
| bar | 0 | 0.00 % |
| on goal | 2 | 20.00 % |
| missed | 3 | 30.00 % |
| blocked | 5 | 50.00 % |
| **Shots** | **10** | **14.49 %** |
| **Scores** | **0** | **0.00 %** |

| | | |
|---|---|---|
| bar | 0 | 0.00 % |
| missed | 1 | 14.29 % |
| on goal | 2 | 28.57 % |
| blocked | 4 | 57.14 % |
| **Shots** | **7** | **10.14 %** |
| **Scores** | **0** | **0.00 %** |

| | | |
|---|---|---|
| bar | 0 | 0.00 % |
| on goal | 0 | 0.00 % |
| blocked | 1 | 50.00 % |
| missed | 1 | 50.00 % |
| **Shots** | **2** | **2.90 %** |
| **Scores** | **0** | **0.00 %** |

| | | |
|---|---|---|
| bar | 0 | 0.00 % |
| blocked | 0 | 0.00 % |
| missed | 0 | 0.00 % |
| on goal | 0 | 0.00 % |
| **Shots** | **0** | **0.00 %** |
| **Scores** | **0** | **0.00 %** |

| | | |
|---|---|---|
| bar | 0 | 0.00 % |
| blocked | 0 | 0.00 % |
| missed | 0 | 0.00 % |
| on goal | 5 | 100.00 % |
| **Shots** | **5** | **11.63 %** |
| **Scores** | **2** | **40.00 %** |

| | | |
|---|---|---|
| blocked | 0 | 0.00 % |
| missed | 0 | 0.00 % |
| bar | 1 | 50.00 % |
| on goal | 1 | 50.00 % |
| **Shots** | **2** | **4.65 %** |
| **Scores** | **0** | **0.00 %** |

| | | |
|---|---|---|
| bar | 0 | 0.00 % |
| blocked | 1 | 14.29 % |
| missed | 1 | 14.29 % |
| on goal | 5 | 71.43 % |
| **Shots** | **7** | **16.28 %** |
| **Scores** | **1** | **20.00 %** |

| | | |
|---|---|---|
| bar | 0 | 0.00 % |
| on goal | 4 | 28.57 % |
| blocked | 5 | 35.71 % |
| missed | 5 | 35.71 % |
| **Shots** | **14** | **32.56 %** |
| **Scores** | **0** | **0.00 %** |

| | | |
|---|---|---|
| bar | 0 | 0.00 % |
| missed | 4 | 28.57 % |
| blocked | 5 | 35.71 % |
| on goal | 5 | 35.71 % |
| **Shots** | **14** | **32.56 %** |
| **Scores** | **2** | **40.00 %** |

| | | |
|---|---|---|
| bar | 0 | 0.00 % |
| blocked | 0 | 0.00 % |
| missed | 0 | 0.00 % |
| on goal | 0 | 0.00 % |
| **Shots** | **0** | **0.00 %** |
| **Scores** | **0** | **0.00 %** |

| | | |
|---|---|---|
| bar | 0 | 0.00 % |
| blocked | 0 | 0.00 % |
| missed | 0 | 0.00 % |
| on goal | 0 | 0.00 % |
| **Shots** | **0** | **0.00 %** |
| **Scores** | **0** | **0.00 %** |

| | | |
|---|---|---|
| bar | 0 | 0.00 % |
| missed | 0 | 0.00 % |
| on goal | 0 | 0.00 % |
| blocked | 1 | 100.00 % |
| **Shots** | **1** | **2.33 %** |
| **Scores** | **0** | **0.00 %** |

| | | |
|---|---|---|
| bar | 1 | 1.45 % |
| missed | 15 | 21.74 % |
| on goal | 26 | 37.68 % |
| blocked | 27 | 39.13 % |
| **Shots** | **69** | |
| **Scores** | **5** | |

| | | |
|---|---|---|
| bar | 1 | 2.33 % |
| missed | 10 | 23.26 % |
| blocked | 12 | 27.91 % |
| on goal | 20 | 46.51 % |
| **Shots** | **43** | |
| **Scores** | **5** | |

© by Roman Koller (info@floorballstatistics.ch)

# Shot Statistics

## Switzerland U19

## 1st Periode

## Sweden U19

| | | |
|---|---|---|
| bar | 0 | 0.00 % |
| blocked | 0 | 0.00 % |
| missed | 0 | 0.00 % |
| on goal | 0 | 0.00 % |
| **Shots** | **0** | **0.00 %** |
| **Scores** | **0** | **0.00 %** |

| | | |
|---|---|---|
| bar | 0 | 0.00 % |
| blocked | 0 | 0.00 % |
| missed | 0 | 0.00 % |
| on goal | 0 | 0.00 % |
| **Shots** | **0** | **0.00 %** |
| **Scores** | **0** | **0.00 %** |

| | | |
|---|---|---|
| bar | 0 | 0.00 % |
| blocked | 0 | 0.00 % |
| missed | 0 | 0.00 % |
| on goal | 0 | 0.00 % |
| **Shots** | **0** | **0.00 %** |
| **Scores** | **0** | **0.00 %** |

| | | |
|---|---|---|
| bar | 0 | 0.00 % |
| blocked | 0 | 0.00 % |
| missed | 0 | 0.00 % |
| on goal | 0 | 0.00 % |
| **Shots** | **0** | **0.00 %** |
| **Scores** | **0** | **0.00 %** |

| | | |
|---|---|---|
| bar | 0 | 0.00 % |
| blocked | 0 | 0.00 % |
| missed | 0 | 0.00 % |
| on goal | 0 | 0.00 % |
| **Shots** | **0** | **0.00 %** |
| **Scores** | **0** | **0.00 %** |

| | | |
|---|---|---|
| bar | 0 | 0.00 % |
| blocked | 0 | 0.00 % |
| missed | 0 | 0.00 % |
| on goal | 0 | 0.00 % |
| **Shots** | **0** | **0.00 %** |
| **Scores** | **0** | **0.00 %** |

| | | |
|---|---|---|
| bar | 0 | 0.00 % |
| missed | 0 | 0.00 % |
| blocked | 1 | 33.33 % |
| on goal | 2 | 66.67 % |
| **Shots** | **3** | **15.00 %** |
| **Scores** | **0** | **0.00 %** |

| | | |
|---|---|---|
| bar | 0 | 0.00 % |
| missed | 2 | 25.00 % |
| blocked | 3 | 37.50 % |
| on goal | 3 | 37.50 % |
| **Shots** | **8** | **40.00 %** |
| **Scores** | **1** | **100.00 %** |

| | | |
|---|---|---|
| bar | 0 | 0.00 % |
| missed | 0 | 0.00 % |
| blocked | 1 | 33.33 % |
| on goal | 2 | 66.67 % |
| **Shots** | **3** | **15.00 %** |
| **Scores** | **0** | **0.00 %** |

| | | |
|---|---|---|
| bar | 0 | 0.00 % |
| blocked | 0 | 0.00 % |
| missed | 0 | 0.00 % |
| on goal | 0 | 0.00 % |
| **Shots** | **0** | **0.00 %** |
| **Scores** | **0** | **0.00 %** |

| | | |
|---|---|---|
| bar | 0 | 0.00 % |
| on goal | 0 | 0.00 % |
| missed | 1 | 33.33 % |
| blocked | 2 | 66.67 % |
| **Shots** | **3** | **15.00 %** |
| **Scores** | **0** | **0.00 %** |

| | | |
|---|---|---|
| bar | 0 | 0.00 % |
| blocked | 1 | 33.33 % |
| missed | 1 | 33.33 % |
| on goal | 1 | 33.33 % |
| **Shots** | **3** | **15.00 %** |
| **Scores** | **0** | **0.00 %** |

| | | |
|---|---|---|
| bar | 0 | 0.00 % |
| blocked | 0 | 0.00 % |
| missed | 0 | 0.00 % |
| on goal | 0 | 0.00 % |
| **Shots** | **0** | **0.00 %** |
| **Scores** | **0** | **0.00 %** |

| | | |
|---|---|---|
| bar | 0 | 0.00 % |
| missed | 4 | 20.00 % |
| blocked | 8 | 40.00 % |
| on goal | 8 | 40.00 % |
| **Shots** | **20** | |
| **Scores** | **1** | |

| | | |
|---|---|---|
| bar | 0 | 0.00 % |
| blocked | 0 | 0.00 % |
| missed | 0 | 0.00 % |
| on goal | 0 | 0.00 % |
| **Shots** | **0** | **0.00 %** |
| **Scores** | **0** | **0.00 %** |

| | | |
|---|---|---|
| bar | 0 | 0.00 % |
| blocked | 0 | 0.00 % |
| missed | 0 | 0.00 % |
| on goal | 0 | 0.00 % |
| **Shots** | **0** | **0.00 %** |
| **Scores** | **0** | **0.00 %** |

| | | |
|---|---|---|
| bar | 0 | 0.00 % |
| blocked | 0 | 0.00 % |
| missed | 0 | 0.00 % |
| on goal | 0 | 0.00 % |
| **Shots** | **0** | **0.00 %** |
| **Scores** | **0** | **0.00 %** |

| | | |
|---|---|---|
| bar | 0 | 0.00 % |
| blocked | 0 | 0.00 % |
| on goal | 0 | 0.00 % |
| missed | 1 | 25.00 % |
| blocked | 3 | 75.00 % |
| **Shots** | **4** | **57.14 %** |
| **Scores** | **0** | **0.00 %** |

| | | |
|---|---|---|
| bar | 0 | 0.00 % |
| blocked | 0 | 0.00 % |
| missed | 0 | 0.00 % |
| on goal | 3 | 100.00 % |
| **Shots** | **3** | **42.86 %** |
| **Scores** | **1** | **100.00 %** |

| | | |
|---|---|---|
| bar | 0 | 0.00 % |
| blocked | 0 | 0.00 % |
| missed | 0 | 0.00 % |
| on goal | 0 | 0.00 % |
| **Shots** | **0** | **0.00 %** |
| **Scores** | **0** | **0.00 %** |

| | | |
|---|---|---|
| bar | 0 | 0.00 % |
| blocked | 0 | 0.00 % |
| missed | 0 | 0.00 % |
| on goal | 0 | 0.00 % |
| **Shots** | **0** | **0.00 %** |
| **Scores** | **0** | **0.00 %** |

| | | |
|---|---|---|
| bar | 0 | 0.00 % |
| blocked | 0 | 0.00 % |
| missed | 0 | 0.00 % |
| on goal | 0 | 0.00 % |
| **Shots** | **0** | **0.00 %** |
| **Scores** | **0** | **0.00 %** |

| | | |
|---|---|---|
| bar | 0 | 0.00 % |
| missed | 1 | 14.29 % |
| blocked | 3 | 42.86 % |
| on goal | 3 | 42.86 % |
| **Shots** | **7** | |
| **Scores** | **1** | |

© by Roman Koller (info@floorballstatistics.ch)

# Shot Statistics

## Switzerland U19

## 2nd Periode

## Sweden U19

| | | |
|---|---|---|
| bar | 0 | 0.00 % |
| blocked | 0 | 0.00 % |
| missed | 0 | 0.00 % |
| on goal | 0 | 0.00 % |
| **Shots** | **0** | **0.00 %** |
| **Scores** | **0** | **0.00 %** |

| | | |
|---|---|---|
| bar | 0 | 0.00 % |
| blocked | 0 | 0.00 % |
| missed | 0 | 0.00 % |
| on goal | 1 | 100.00 % |
| **Shots** | **1** | **4.00 %** |
| **Scores** | **1** | **50.00 %** |

| | | |
|---|---|---|
| bar | 0 | 0.00 % |
| blocked | 0 | 0.00 % |
| missed | 0 | 0.00 % |
| on goal | 0 | 0.00 % |
| **Shots** | **0** | **0.00 %** |
| **Scores** | **0** | **0.00 %** |

| | | |
|---|---|---|
| bar | 0 | 0.00 % |
| blocked | 0 | 0.00 % |
| missed | 0 | 0.00 % |
| on goal | 0 | 0.00 % |
| **Shots** | **0** | **0.00 %** |
| **Scores** | **0** | **0.00 %** |

| | | |
|---|---|---|
| bar | 0 | 0.00 % |
| blocked | 0 | 0.00 % |
| missed | 0 | 0.00 % |
| on goal | 2 | 100.00 % |
| **Shots** | **2** | **10.53 %** |
| **Scores** | **1** | **50.00 %** |

| | | |
|---|---|---|
| blocked | 0 | 0.00 % |
| missed | 0 | 0.00 % |
| bar | 1 | 50.00 % |
| on goal | 1 | 50.00 % |
| **Shots** | **2** | **10.53 %** |
| **Scores** | **0** | **0.00 %** |

| | | |
|---|---|---|
| bar | 0 | 0.00 % |
| missed | 0 | 0.00 % |
| blocked | 1 | 33.33 % |
| on goal | 2 | 66.67 % |
| **Shots** | **3** | **12.00 %** |
| **Scores** | **1** | **50.00 %** |

| | | |
|---|---|---|
| bar | 0 | 0.00 % |
| blocked | 2 | 22.22 % |
| missed | 3 | 33.33 % |
| on goal | 4 | 44.44 % |
| **Shots** | **9** | **36.00 %** |
| **Scores** | **0** | **0.00 %** |

| | | |
|---|---|---|
| bar | 1 | 20.00 % |
| missed | 1 | 20.00 % |
| on goal | 1 | 20.00 % |
| blocked | 2 | 40.00 % |
| **Shots** | **5** | **20.00 %** |
| **Scores** | **0** | **0.00 %** |

| | | |
|---|---|---|
| bar | 0 | 0.00 % |
| blocked | 1 | 25.00 % |
| on goal | 3 | 75.00 % |
| **Shots** | **4** | **21.05 %** |
| **Scores** | **0** | **0.00 %** |

| | | |
|---|---|---|
| bar | 0 | 0.00 % |
| blocked | 1 | 33.33 % |
| missed | 1 | 33.33 % |
| on goal | 1 | 33.33 % |
| **Shots** | **3** | **15.79 %** |
| **Scores** | **0** | **0.00 %** |

| | | |
|---|---|---|
| bar | 0 | 0.00 % |
| blocked | 2 | 28.57 % |
| on goal | 2 | 28.57 % |
| missed | 3 | 42.86 % |
| **Shots** | **7** | **36.84 %** |
| **Scores** | **1** | **50.00 %** |

| | | |
|---|---|---|
| bar | 0 | 0.00 % |
| missed | 0 | 0.00 % |
| blocked | 2 | 50.00 % |
| on goal | 2 | 50.00 % |
| **Shots** | **4** | **16.00 %** |
| **Scores** | **0** | **0.00 %** |

| | | |
|---|---|---|
| bar | 0 | 0.00 % |
| missed | 0 | 0.00 % |
| on goal | 0 | 0.00 % |
| blocked | 3 | 100.00 % |
| **Shots** | **3** | **12.00 %** |
| **Scores** | **0** | **0.00 %** |

| | | |
|---|---|---|
| bar | 0 | 0.00 % |
| blocked | 0 | 0.00 % |
| missed | 0 | 0.00 % |
| on goal | 0 | 0.00 % |
| **Shots** | **0** | **0.00 %** |
| **Scores** | **0** | **0.00 %** |

| | | |
|---|---|---|
| bar | 0 | 0.00 % |
| blocked | 0 | 0.00 % |
| missed | 0 | 0.00 % |
| on goal | 0 | 0.00 % |
| **Shots** | **0** | **0.00 %** |
| **Scores** | **0** | **0.00 %** |

| | | |
|---|---|---|
| bar | 0 | 0.00 % |
| missed | 0 | 0.00 % |
| on goal | 0 | 0.00 % |
| blocked | 1 | 100.00 % |
| **Shots** | **1** | **5.26 %** |
| **Scores** | **0** | **0.00 %** |

| | | |
|---|---|---|
| bar | 1 | 4.00 % |
| missed | 4 | 16.00 % |
| blocked | 10 | 40.00 % |
| on goal | 10 | 40.00 % |
| **Shots** | **25** | |
| **Scores** | **2** | |

| | | |
|---|---|---|
| bar | 1 | 5.26 % |
| missed | 4 | 21.05 % |
| blocked | 5 | 26.32 % |
| on goal | 9 | 47.37 % |
| **Shots** | **19** | |
| **Scores** | **2** | |

© by Roman Koller (info@floorballstatistics.ch)

# Shot Statistics

## Switzerland U19

## 3rd Periode

## Sweden U19

| | | |
|---|---|---|
| bar | 0 | 0.00 % |
| blocked | 0 | 0.00 % |
| missed | 0 | 0.00 % |
| on goal | 0 | 0.00 % |
| **Shots** | **0** | **0.00 %** |
| **Scores** | **0** | **0.00 %** |

| | | |
|---|---|---|
| bar | 0 | 0.00 % |
| blocked | 0 | 0.00 % |
| missed | 0 | 0.00 % |
| on goal | 2 | 100.00 % |
| **Shots** | **2** | **8.33 %** |
| **Scores** | **1** | **50.00 %** |

| | | |
|---|---|---|
| bar | 0 | 0.00 % |
| blocked | 0 | 0.00 % |
| on goal | 0 | 0.00 % |
| missed | 1 | 100.00 % |
| **Shots** | **1** | **4.17 %** |
| **Scores** | **0** | **0.00 %** |

| | | |
|---|---|---|
| bar | 0 | 0.00 % |
| blocked | 0 | 0.00 % |
| missed | 0 | 0.00 % |
| on goal | 1 | 100.00 % |
| **Shots** | **1** | **4.17 %** |
| **Scores** | **0** | **0.00 %** |

| | | |
|---|---|---|
| bar | 0 | 0.00 % |
| missed | 2 | 20.00 % |
| on goal | 3 | 30.00 % |
| blocked | 5 | 50.00 % |
| **Shots** | **10** | **41.67 %** |
| **Scores** | **1** | **50.00 %** |

| | | |
|---|---|---|
| bar | 0 | 0.00 % |
| missed | 1 | 25.00 % |
| on goal | 1 | 25.00 % |
| blocked | 2 | 50.00 % |
| **Shots** | **4** | **16.67 %** |
| **Scores** | **0** | **0.00 %** |

| | | |
|---|---|---|
| bar | 0 | 0.00 % |
| on goal | 0 | 0.00 % |
| blocked | 1 | 33.33 % |
| missed | 2 | 66.67 % |
| **Shots** | **3** | **12.50 %** |
| **Scores** | **0** | **0.00 %** |

| | | |
|---|---|---|
| bar | 0 | 0.00 % |
| blocked | 0 | 0.00 % |
| missed | 0 | 0.00 % |
| on goal | 1 | 100.00 % |
| **Shots** | **1** | **4.17 %** |
| **Scores** | **0** | **0.00 %** |

| | | |
|---|---|---|
| bar | 0 | 0.00 % |
| on goal | 0 | 0.00 % |
| blocked | 1 | 50.00 % |
| missed | 1 | 50.00 % |
| **Shots** | **2** | **8.33 %** |
| **Scores** | **0** | **0.00 %** |

| | | |
|---|---|---|
| bar | 0 | 0.00 % |
| blocked | 0 | 0.00 % |
| missed | 0 | 0.00 % |
| on goal | 0 | 0.00 % |
| **Shots** | **0** | **0.00 %** |
| **Scores** | **0** | **0.00 %** |

| | | |
|---|---|---|
| bar | 0 | 0.00 % |
| blocked | 0 | 0.00 % |
| missed | 0 | 0.00 % |
| on goal | 3 | 100.00 % |
| **Shots** | **3** | **17.65 %** |
| **Scores** | **1** | **50.00 %** |

| | | |
|---|---|---|
| bar | 0 | 0.00 % |
| blocked | 0 | 0.00 % |
| missed | 0 | 0.00 % |
| on goal | 0 | 0.00 % |
| **Shots** | **0** | **0.00 %** |
| **Scores** | **0** | **0.00 %** |

| | | |
|---|---|---|
| bar | 0 | 0.00 % |
| blocked | 0 | 0.00 % |
| missed | 1 | 33.33 % |
| on goal | 2 | 66.67 % |
| **Shots** | **3** | **17.65 %** |
| **Scores** | **1** | **50.00 %** |

| | | |
|---|---|---|
| bar | 0 | 0.00 % |
| blocked | 1 | 14.29 % |
| missed | 3 | 42.86 % |
| on goal | 3 | 42.86 % |
| **Shots** | **7** | **41.18 %** |
| **Scores** | **0** | **0.00 %** |

| | | |
|---|---|---|
| bar | 0 | 0.00 % |
| on goal | 0 | 0.00 % |
| missed | 1 | 25.00 % |
| blocked | 3 | 75.00 % |
| **Shots** | **4** | **23.53 %** |
| **Scores** | **0** | **0.00 %** |

| | | |
|---|---|---|
| bar | 0 | 0.00 % |
| blocked | 0 | 0.00 % |
| missed | 0 | 0.00 % |
| on goal | 0 | 0.00 % |
| **Shots** | **0** | **0.00 %** |
| **Scores** | **0** | **0.00 %** |

| | | |
|---|---|---|
| bar | 0 | 0.00 % |
| blocked | 0 | 0.00 % |
| missed | 0 | 0.00 % |
| on goal | 0 | 0.00 % |
| **Shots** | **0** | **0.00 %** |
| **Scores** | **0** | **0.00 %** |

| | | |
|---|---|---|
| bar | 0 | 0.00 % |
| blocked | 0 | 0.00 % |
| missed | 0 | 0.00 % |
| on goal | 0 | 0.00 % |
| **Shots** | **0** | **0.00 %** |
| **Scores** | **0** | **0.00 %** |

| | | |
|---|---|---|
| bar | 0 | 0.00 % |
| missed | 7 | 29.17 % |
| on goal | 8 | 33.33 % |
| blocked | 9 | 37.50 % |
| **Shots** | **24** | |
| **Scores** | **2** | |

| | | |
|---|---|---|
| bar | 0 | 0.00 % |
| blocked | 4 | 23.53 % |
| missed | 5 | 29.41 % |
| on goal | 8 | 47.06 % |
| **Shots** | **17** | |
| **Scores** | **2** | |

© by Roman Koller (info@floorballstatistics.ch)

# Attack Statistics

## Switzerland U19

## Overall

## Sweden U19

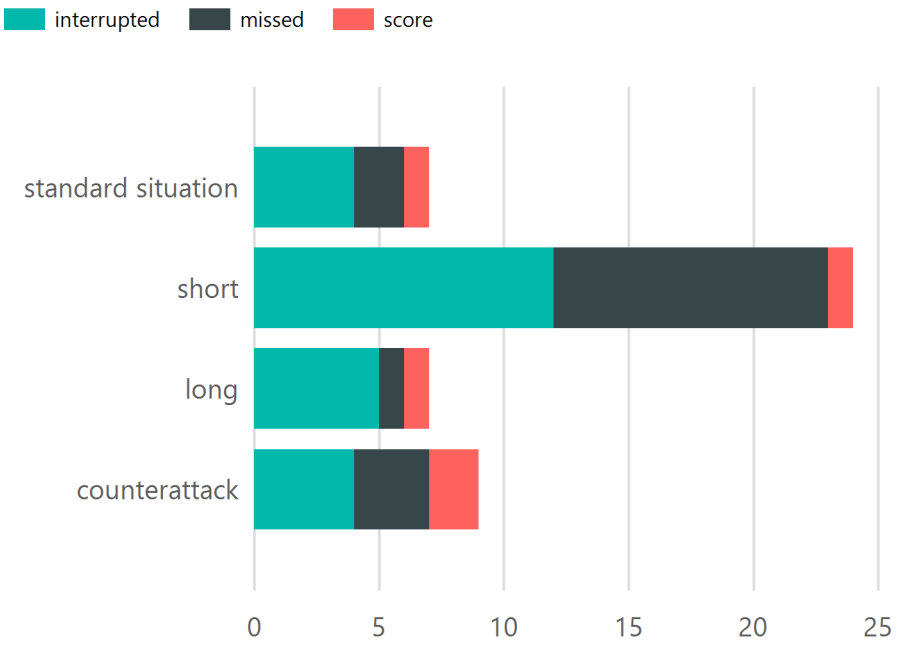


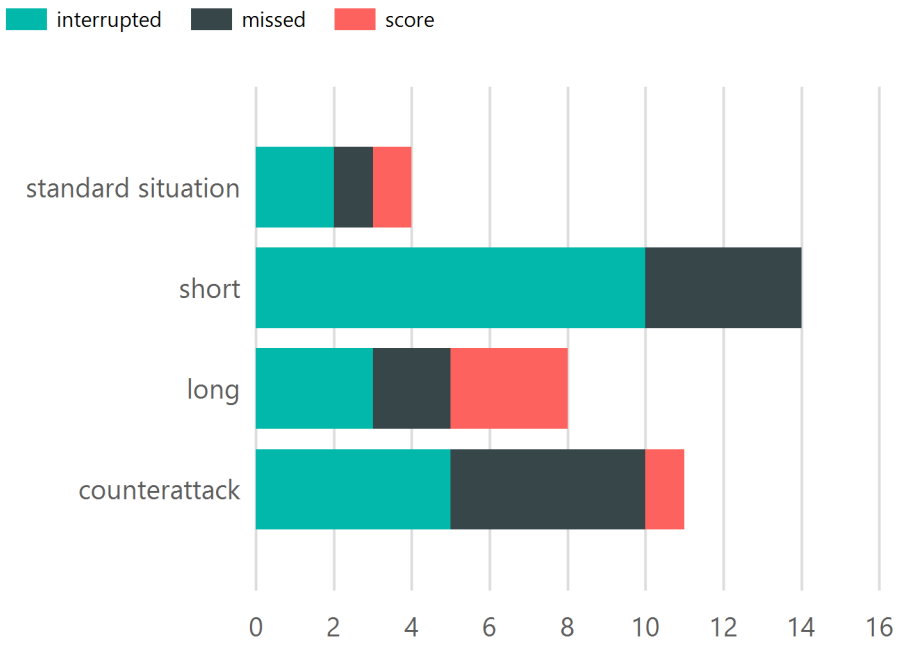


| Attack Type | interrupted | missed | score | Total |
|---|---|---|---|---|
| counterattack | 4 | 3 | 2 | **9** |
| long | 5 | 1 | 1 | **7** |
| short | 12 | 11 | 1 | **24** |
| standard situation | 4 | 2 | 1 | **7** |
| **Total** | **25** | **17** | **5** | **47** |

| Attack Type | interrupted | missed | score | Total |
|---|---|---|---|---|
| counterattack | 5 | 5 | 1 | **11** |
| long | 3 | 2 | 3 | **8** |
| short | 10 | 4 | 0 | **14** |
| standard situation | 2 | 1 | 1 | **4** |
| **Total** | **20** | **12** | **5** | **37** |

© by Roman Koller (info@floorballstatistics.ch)

# Attack Statistics

## Switzerland U19

## 1st Periode

## Sweden U19

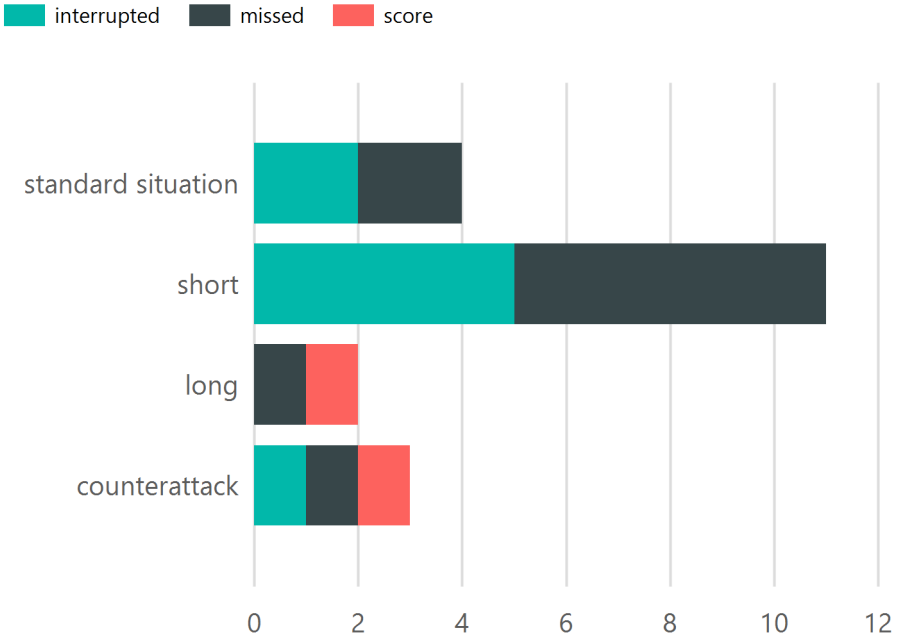


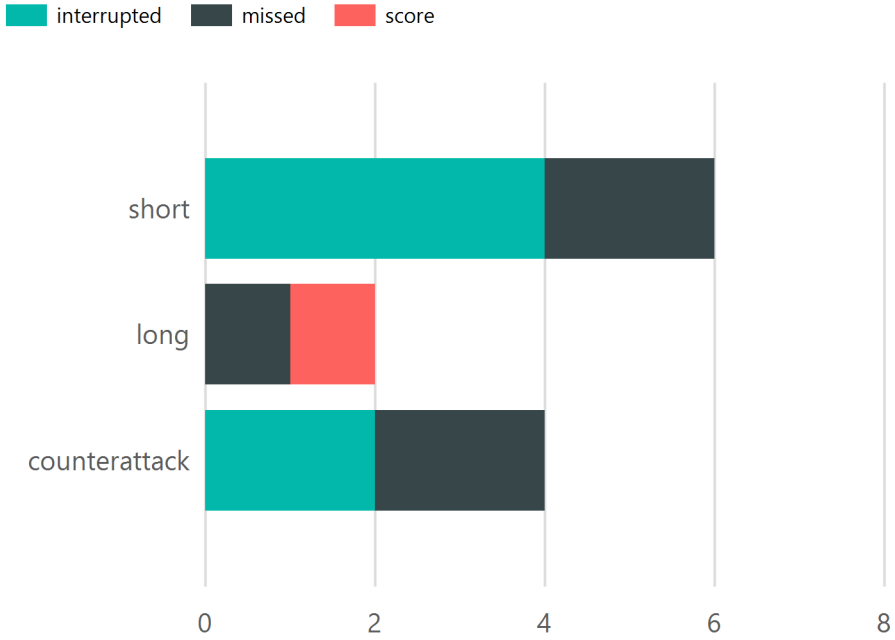


| Attack Type | interrupted | missed | score | Total |
|---|---|---|---|---|
| counterattack | 1 | 1 | 1 | **3** |
| long | 0 | 1 | 1 | **2** |
| short | 5 | 6 | 0 | **11** |
| standard situation | 2 | 2 | 0 | **4** |
| **Total** | **8** | **10** | **2** | **20** |

| Attack Type | interrupted | missed | score | Total |
|---|---|---|---|---|
| counterattack | 2 | 2 | 0 | **4** |
| long | 0 | 1 | 1 | **2** |
| short | 4 | 2 | 0 | **6** |
| **Total** | **6** | **5** | **1** | **12** |

© by Roman Koller (info@floorballstatistics.ch)

# Attack Statistics

## Switzerland U19

## 2nd Periode

## Sweden U19

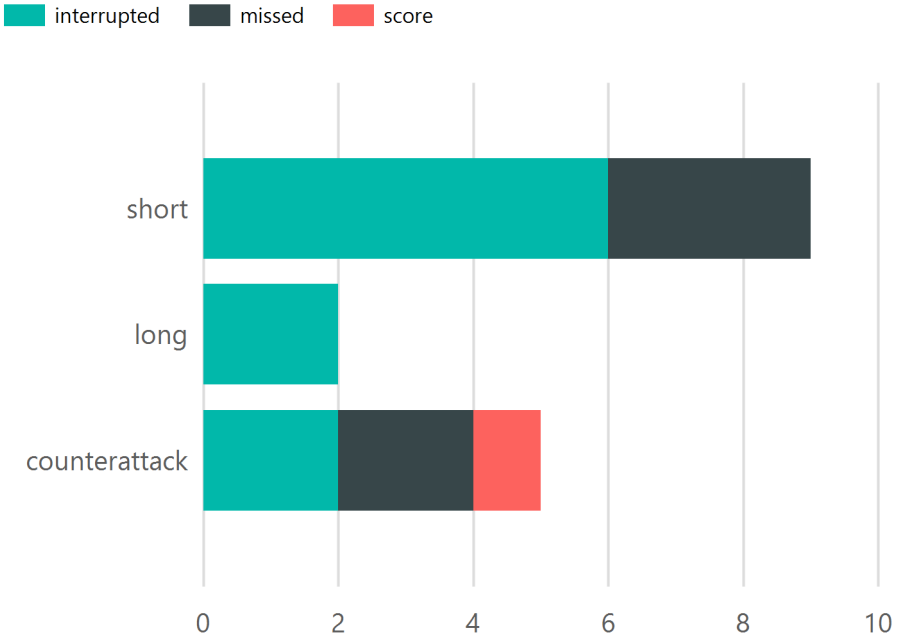


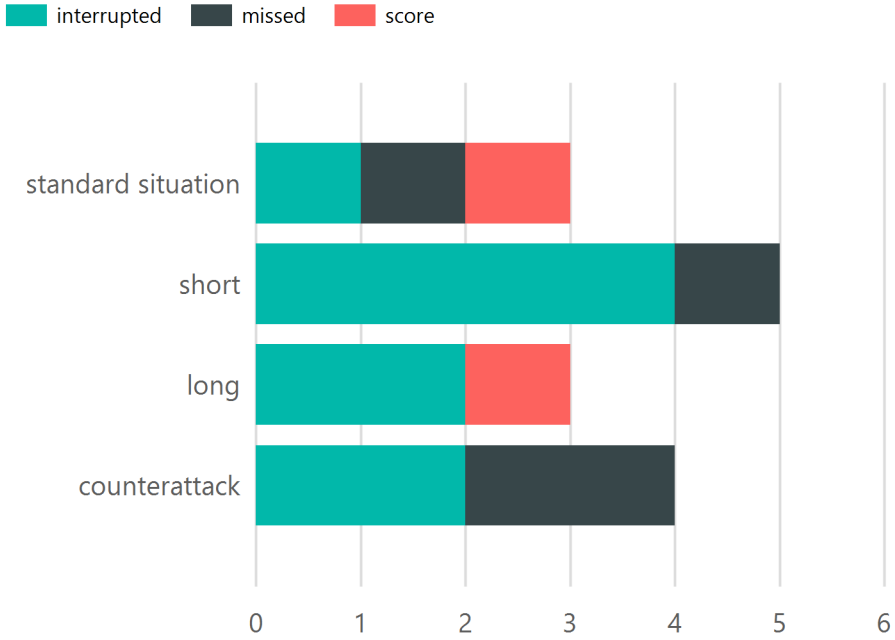


| Attack Type | interrupted | missed | score | Total |
|---|---|---|---|---|
| counterattack | 2 | 2 | 1 | **5** |
| long | 2 | 0 | 0 | **2** |
| short | 6 | 3 | 0 | **9** |
| **Total** | **10** | **5** | **1** | **16** |

| Attack Type | interrupted | missed | score | Total |
|---|---|---|---|---|
| counterattack | 2 | 2 | 0 | **4** |
| long | 2 | 0 | 1 | **3** |
| short | 4 | 1 | 0 | **5** |
| standard situation | 1 | 1 | 1 | **3** |
| **Total** | **9** | **4** | **2** | **15** |

© by Roman Koller (info@floorballstatistics.ch)

# Attack Statistics



## Switzerland U19

## 3rd Periode

## Sweden U19



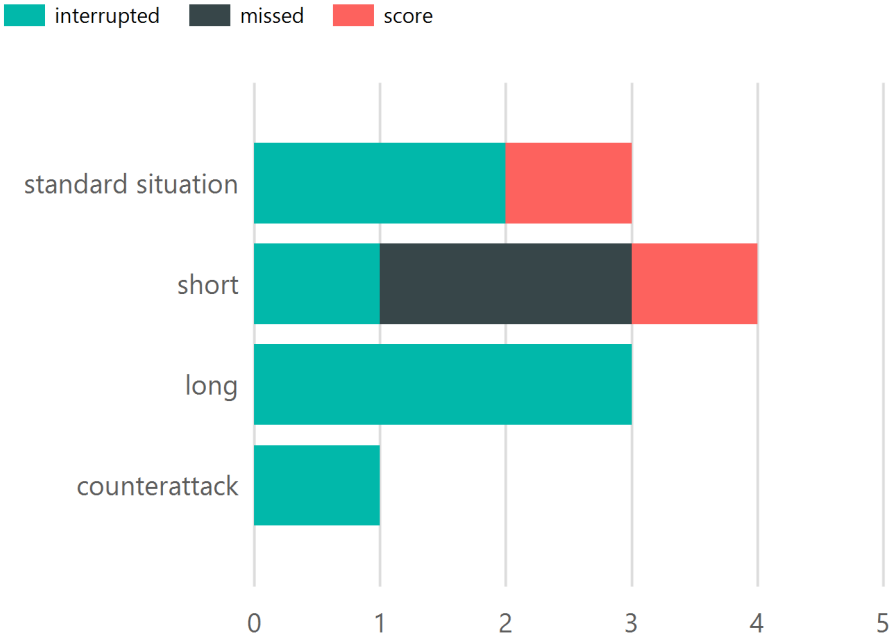


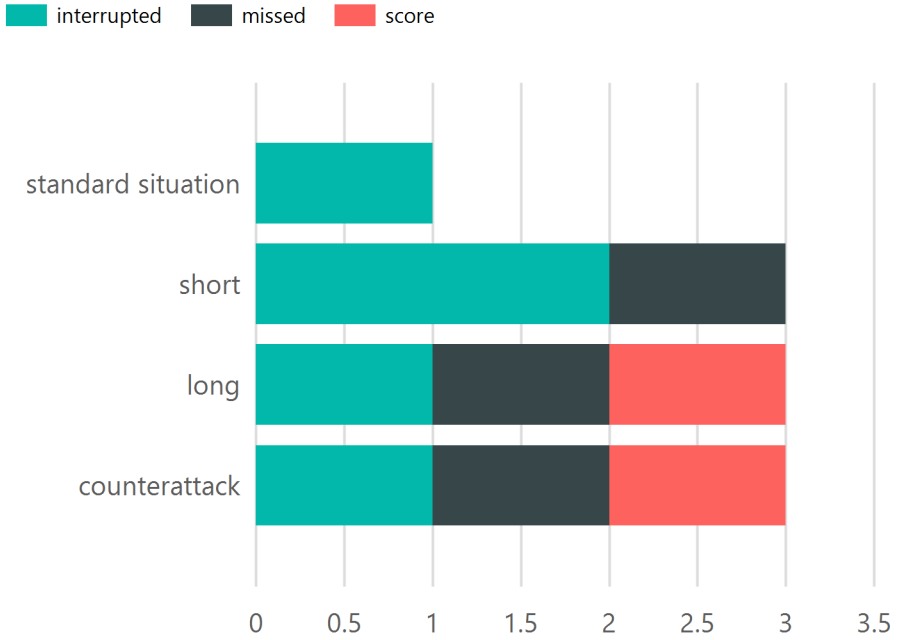


| Attack Type | interrupted | missed | score | Total |
|---|---|---|---|---|
| counterattack | 1 | 0 | 0 | **1** |
| long | 3 | 0 | 0 | **3** |
| short | 1 | 2 | 1 | **4** |
| standard situation | 2 | 0 | 1 | **3** |
| **Total** | **7** | **2** | **2** | **11** |

| Attack Type | interrupted | missed | score | Total |
|---|---|---|---|---|
| counterattack | 1 | 1 | 1 | **3** |
| long | 1 | 1 | 1 | **3** |
| short | 2 | 1 | 0 | **3** |
| standard situation | 1 | 0 | 0 | **1** |
| **Total** | **5** | **3** | **2** | **10** |

© by Roman Koller (info@floorballstatistics.ch)

# Attack Statistics

## Switzerland U19

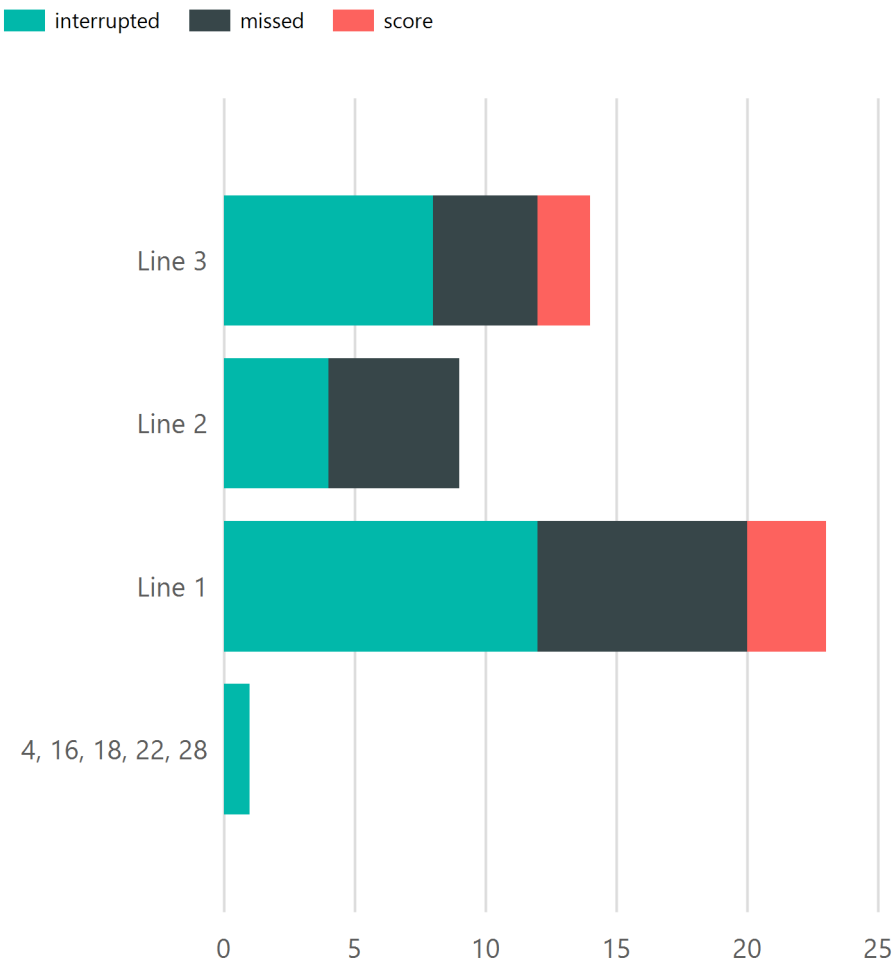


## Overall

| Players involved | interrupted | missed | score | Total |
|---|---|---|---|---|
| 4, 16, 18, 22, 28 | 1 | 0 | 0 | **1** |
| Line 1 | 12 | 8 | 3 | **23** |
| Line 2 | 4 | 5 | 0 | **9** |
| Line 3 | 8 | 4 | 2 | **14** |
| **Total** | **25** | **17** | **5** | **47** |

© by Roman Koller (info@floorballstatistics.ch)

# Attack Statistics

## Overall

## Sweden U19

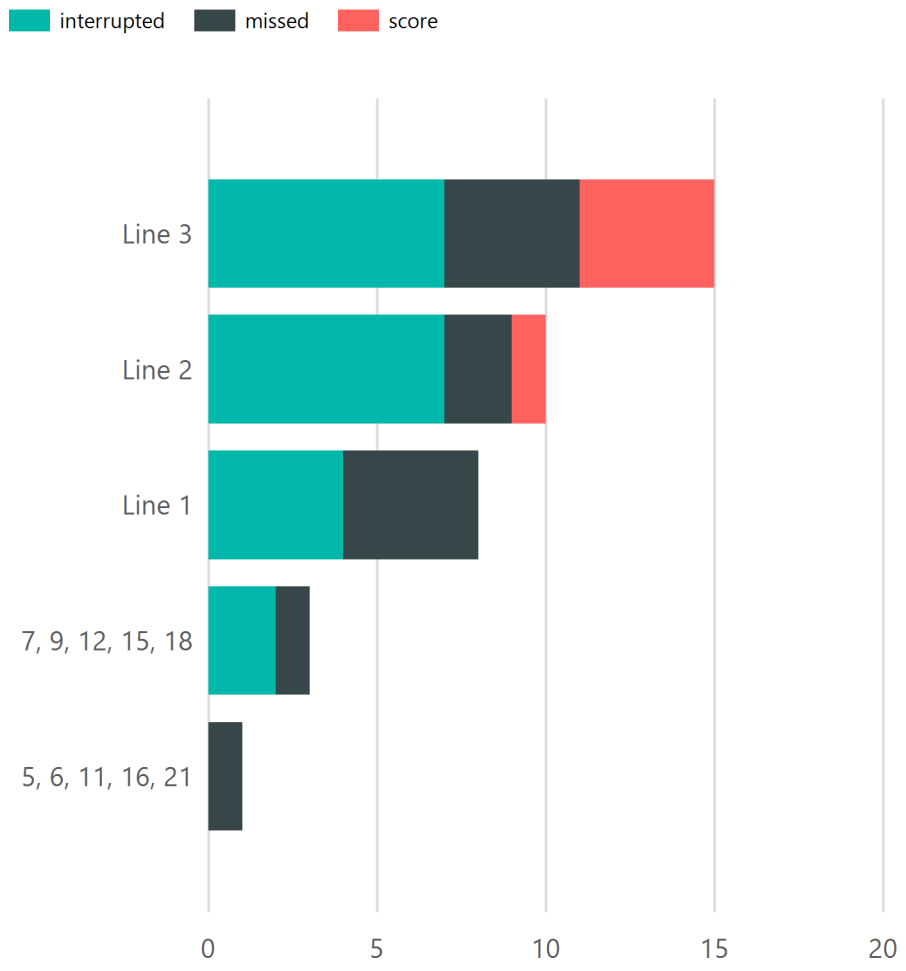


| Players involved | interrupted | missed | score | Total |
|---|---|---|---|---|
| Line 1 | 4 | 4 | 0 | **8** |
| Line 3 | 7 | 4 | 4 | **15** |
| Line 2 | 7 | 2 | 1 | **10** |
| 5, 6, 11, 16, 21 | 0 | 1 | 0 | **1** |
| 7, 9, 12, 15, 18 | 2 | 1 | 0 | **3** |
| **Total** | **20** | **12** | **5** | **37** |

© by Roman Koller (info@floorballstatistics.ch)

# Attack Statistics



## Switzerland U19

## 1st Periode

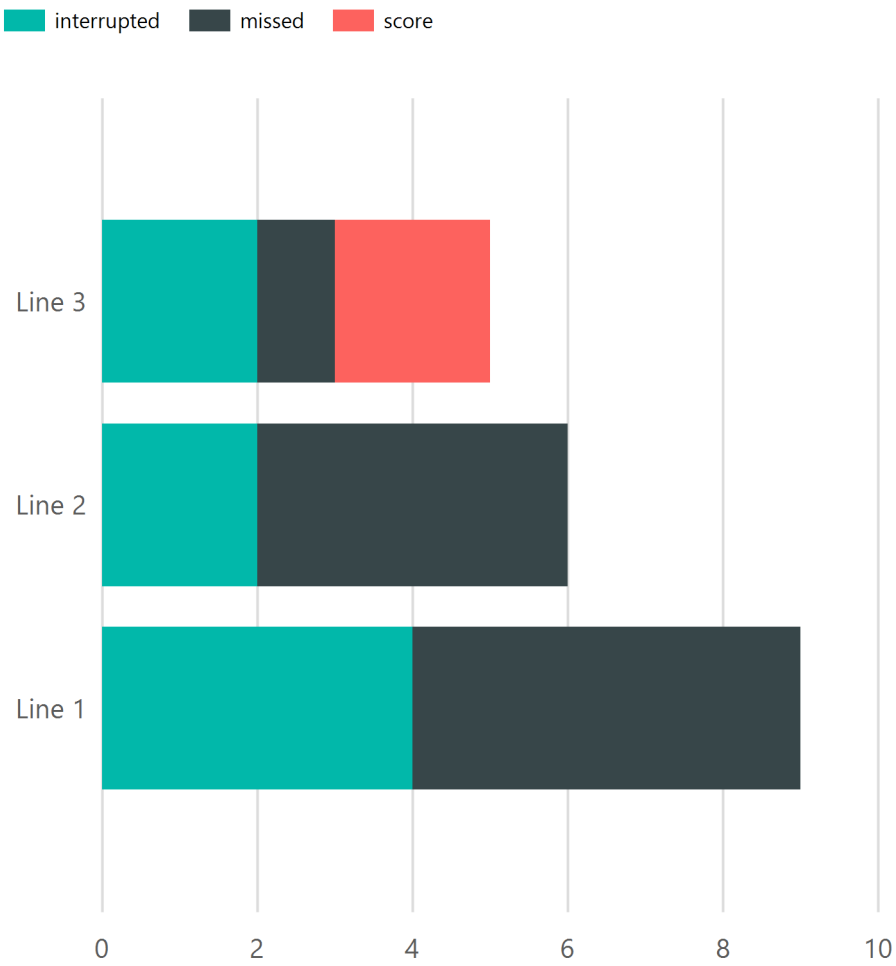


| Players involved | interrupted | missed | score | Total |
|---|---|---|---|---|
| Line 1 | 4 | 5 | 0 | **9** |
| Line 2 | 2 | 4 | 0 | **6** |
| Line 3 | 2 | 1 | 2 | **5** |
| **Total** | **8** | **10** | **2** | **20** |

© by Roman Koller (info@floorballstatistics.ch)

# Attack Statistics

## 1st Periode

## Sweden U19

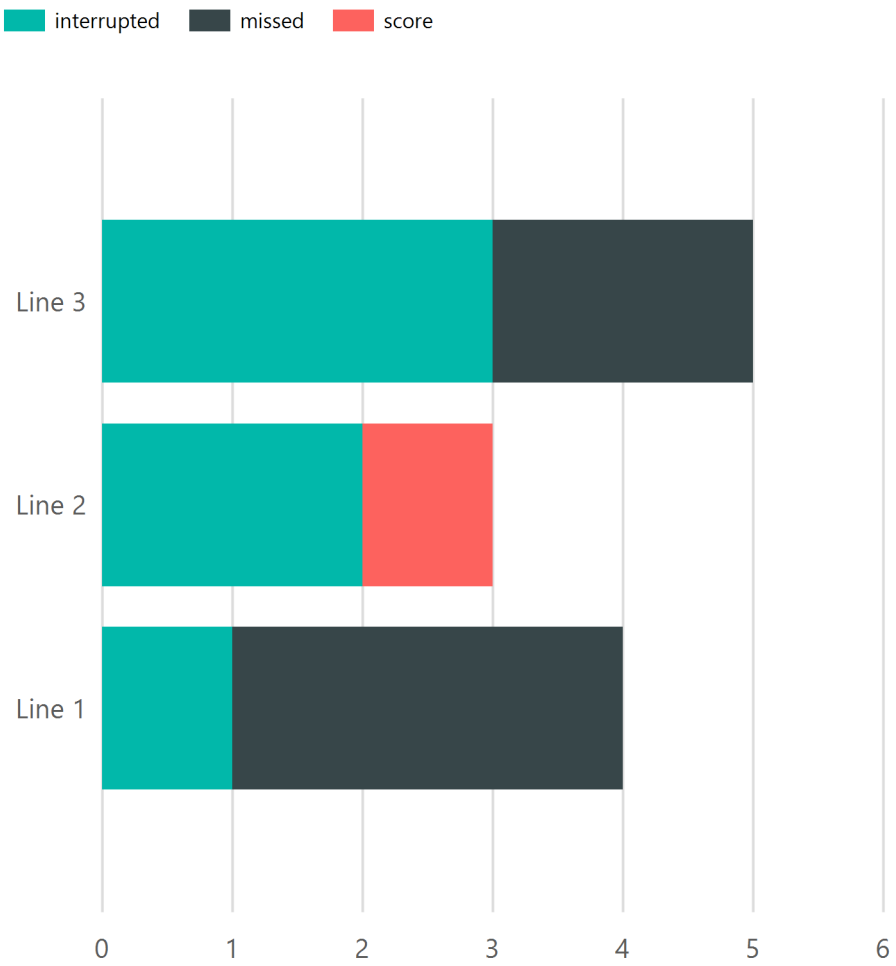


| Players involved | interrupted | missed | score | Total |
|---|---|---|---|---|
| Line 1 | 1 | 3 | 0 | **4** |
| Line 3 | 3 | 2 | 0 | **5** |
| Line 2 | 2 | 0 | 1 | **3** |
| **Total** | **6** | **5** | **1** | **12** |

© by Roman Koller (info@floorballstatistics.ch)

# Attack Statistics



## Switzerland U19

## 2nd Periode

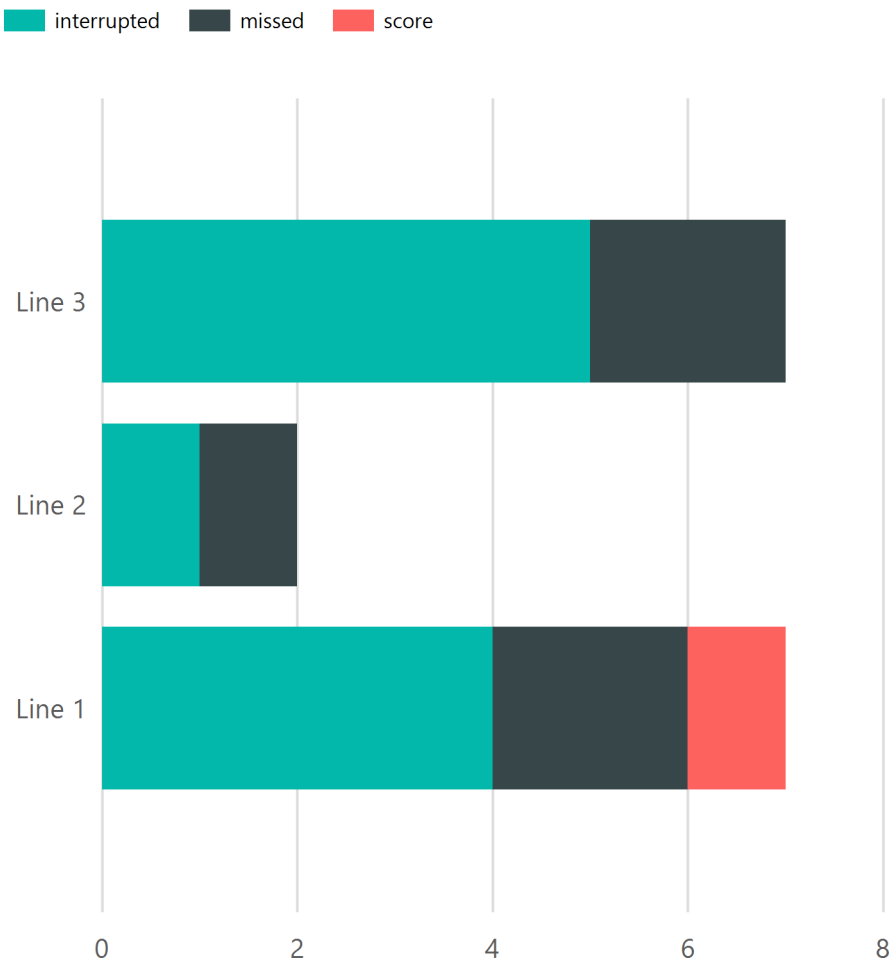


| Players involved | interrupted | missed | score | Total |
|---|---|---|---|---|
| Line 2 | 1 | 1 | 0 | **2** |
| Line 1 | 4 | 2 | 1 | **7** |
| Line 3 | 5 | 2 | 0 | **7** |
| **Total** | **10** | **5** | **1** | **16** |

© by Roman Koller (info@floorballstatistics.ch)

# Attack Statistics

## 2nd Periode

## Sweden U19

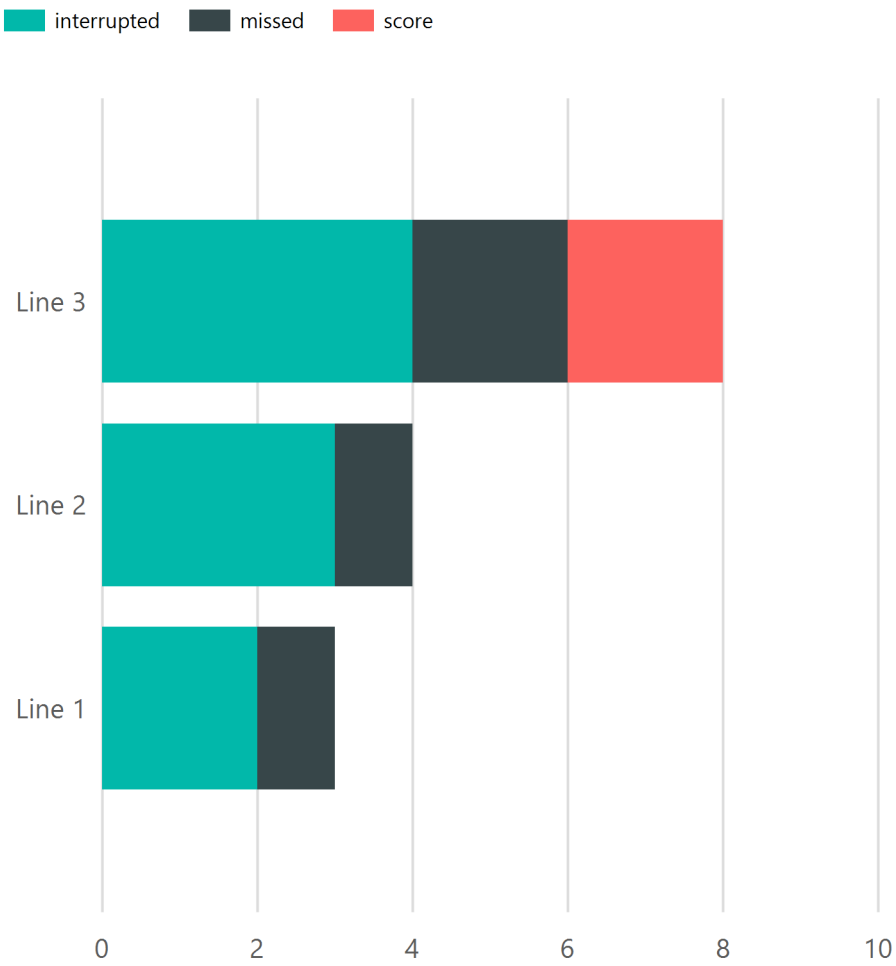


| Players involved | interrupted | missed | score | Total |
|---|---|---|---|---|
| Line 1 | 2 | 1 | 0 | **3** |
| Line 3 | 4 | 2 | 2 | **8** |
| Line 2 | 3 | 1 | 0 | **4** |
| **Total** | **9** | **4** | **2** | **15** |

© by Roman Koller (info@floorballstatistics.ch)

# Attack Statistics



## Switzerland U19

## 3rd Periode

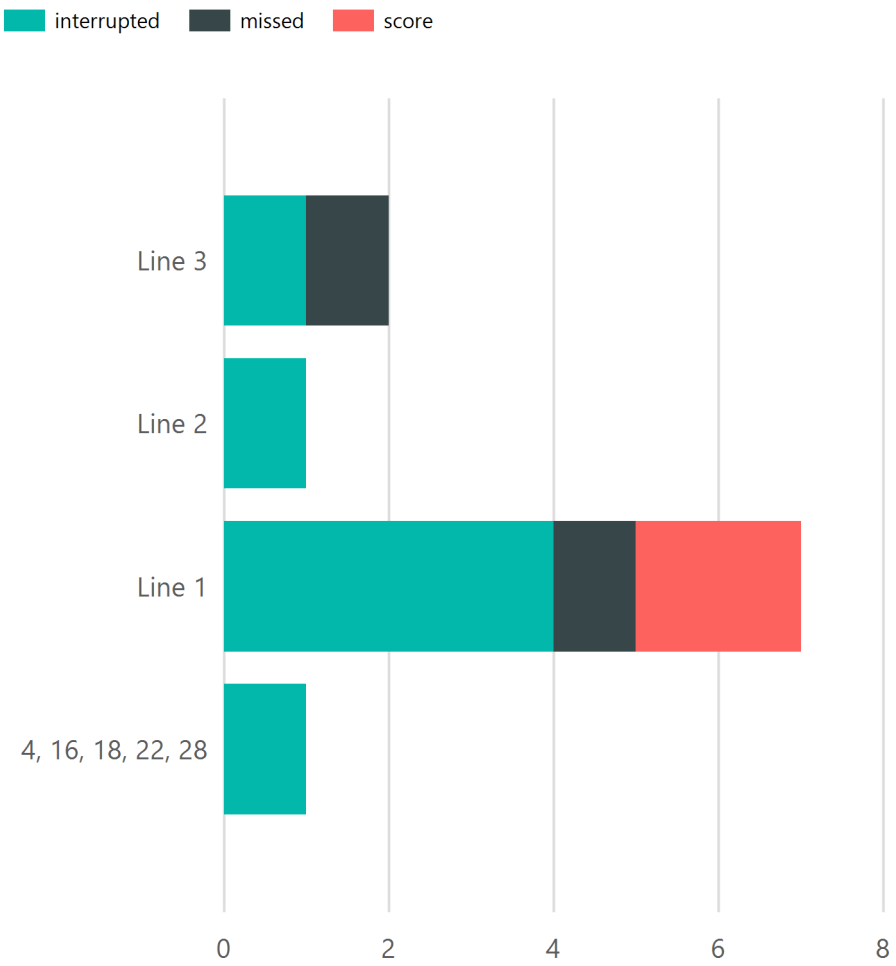


| Players involved | interrupted | missed | score | Total |
|---|---|---|---|---|
| Line 2 | 1 | 0 | 0 | **1** |
| 4, 16, 18, 22, 28 | 1 | 0 | 0 | **1** |
| Line 3 | 1 | 1 | 0 | **2** |
| Line 1 | 4 | 1 | 2 | **7** |
| **Total** | **7** | **2** | **2** | **11** |

© by Roman Koller (info@floorballstatistics.ch)

# Attack Statistics

## 3rd Periode

## Sweden U19

| Players involved | interrupted | missed | score | Total |
|---|---|---|---|---|
| Line 3 | 0 | 0 | 2 | **2** |
| Line 1 | 1 | 0 | 0 | **1** |
| 5, 6, 11, 16, 21 | 0 | 1 | 0 | **1** |
| Line 2 | 2 | 1 | 0 | **3** |
| 7, 9, 12, 15, 18 | 2 | 1 | 0 | **3** |
| **Total** | **5** | **3** | **2** | **10** |

© by Roman Koller (info@floorballstatistics.ch)

# EFT 2025 -U19

# Game Statistics

October 18, 2025 / 09:30

vs

# Game Statistics

**Possession**

**1st Periode**

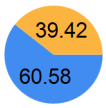


**2nd Periode**

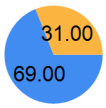


**3rd Periode**

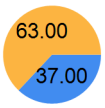


No Data Available

**Overall**

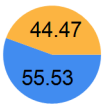


| | Czechia U19 | Sweden U19 |
|---|---|---|
| | **8** | **2** |
| **1st** | 1 | 1 |
| **2nd** | 4 | 1 |
| **3rd** | 3 | 0 |
| **ET** | 0 | 0 |

## Shots statistics

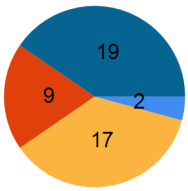


| | 1st | 2nd | 3rd | ET | Total |
|---|---|---|---|---|---|
| bar | 1 | 1 | 0 | 0 | **2** |
| blocked | 7 | 4 | 6 | 0 | **17** |
| missed | 6 | 1 | 2 | 0 | **9** |
| on goal | 7 | 7 | 5 | 0 | **19** |
| | **21** | **13** | **13** | **0** | **47** |

| | | | | |
|---|---|---|---|---|
| Precision (%) | 33.33 | 53.85 | 38.46 | **40.43** |
| Efficiency (%) | 14.29 | 57.14 | 60.00 | **42.11** |

## Shots statistics

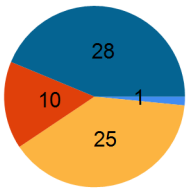


| | 1st | 2nd | 3rd | ET | Total |
|---|---|---|---|---|---|
| bar | 0 | 1 | 0 | 0 | **1** |
| blocked | 3 | 3 | 19 | 0 | **25** |
| missed | 2 | 2 | 6 | 0 | **10** |
| on goal | 11 | 9 | 8 | 0 | **28** |
| | **16** | **15** | **33** | **0** | **64** |

| | | | | |
|---|---|---|---|---|
| Precision (%) | 68.75 | 60.00 | 24.24 | **43.75** |
| Efficiency (%) | 9.09 | 11.11 | 0.00 | **7.14** |

## Goalkeeper statistic

| | 1 Alžběta Pelcová | |
|---|---|---|
| | Shots | Saves |
| **1st** | 11 | 10 |
| | 90.91% | |
| **2nd** | 9 | 8 |
| | 88.89% | |
| **3rd** | 8 | 8 |
| | 100.00% | |
| **ET** | 0 | 0 |
| | NaN | |
| **Total** | **28** | **26** |
| | **92.86%** | |

## Goalkeeper statistic

| | 30 Elina Persson | |
|---|---|---|
| | Shots | Saves |
| **1st** | 7 | 6 |
| | 85.71% | |
| **2nd** | 7 | 3 |
| | 42.86% | |
| **3rd** | 3 | 2 |
| | 66.67% | |
| **ET** | 0 | 0 |
| | NaN | |
| **Total** | **17** | **11** |
| | **64.71%** | |

## Penaltytime statistics

| | 1st | 2nd | 3rd | Total | Goals |
|---|---|---|---|---|---|
| Power play | 00:00 | 00:00 | 02:00 | 02:00 | 0 |
| Box Play | 00:00 | 00:00 | 00:00 | 0 | 0 |

## Penaltytime statistics

| | 1st | 2nd | 3rd | Total | Goals |
|---|---|---|---|---|---|
| Power play | 00:00 | 00:00 | 00:00 | 0 | 0 |
| Box Play | 00:00 | 00:00 | 02:00 | 02:00 | 0 |

© by Roman Koller (info@floorballstatistics.ch)

# Game Statistics

## Game history

### 1st Periode

| Time | Result | Team | Special Situation | # | Player | # | Assist | Speed |
|---|---|---|---|---|---|---|---|---|
| 10:39 | 1-1 | Sweden U19 | | 7 | Alva Pettersson | 12 | Elsa Gunnarsson | 0.00 |
| 3:50 | 1-0 | Czechia U19 | | 4 | Barbora Janošová | 9 | Veronika Dubcová | 0.00 |

### 2nd Periode

| Time | Result | Team | Special Situation | # | Player | # | Assist | Speed |
|---|---|---|---|---|---|---|---|---|
| 24:25 | 2-1 | Czechia U19 | | 29 | Dominika Lískovcová | 18 | Barbora Jašková | 0.00 |
| 28:24 | 3-1 | Czechia U19 | | 16 | Monika Bláhová | 22 | Lucie Švajcrová | 0.00 |
| 28:42 | 4-1 | Czechia U19 | | 16 | Monika Bláhová | 20 | Dominika Tumová | 0.00 |
| 30:58 | 5-1 | Czechia U19 | | 16 | Monika Bláhová | 7 | Nikola Pieczonková | 0.00 |
| 38:40 | 5-2 | Sweden U19 | | 18 | Dessie Karlsson Johansson | 22 | Mikaela Ulriksson | 0.00 |

### 3rd Periode

| Time | Result | Team | Special Situation | # | Player | # | Assist | Speed |
|---|---|---|---|---|---|---|---|---|
| 43:45 | 6-2 | Czechia U19 | | 4 | Barbora Janošová | | | 0.00 |
| 43:45 | | Sweden U19 | Time Out | | | | | |
| 48:37 | 7-2 | Czechia U19 | empty netter | 7 | Nikola Pieczonková | 22 | Lucie Švajcrová | 0.00 |
| 50:30 | | Sweden U19 | 2' Holding | 18 | Dessie Karlsson Johansson | | | |
| 56:05 | 8-2 | Czechia U19 | empty netter | 9 | Veronika Dubcová | 6 | Lota Najsrová | 0.00 |

© by Roman Koller (info@floorballstatistics.ch)

# Game Statistics

| Czechia U19 | Plus/Minus | | | Shots | | | | Goals | | |
|---|---|---|---|---|---|---|---|---|---|---|
| **Player** | + | - | balance | Total | on Goal | % on Goal | Efficiency (%) | scored | Assists | in % |
| 2 Štípková Zuzana | 4 | 1 | 3 | 3 | 1 | 33.33 | 0.00 | 0 | 0 | 0.00 |
| 3 Vítková Alexandra | 4 | 0 | 4 | 2 | 0 | 0.00 | 0.00 | 0 | 0 | 0.00 |
| 4 Janošová Barbora | 4 | 0 | 4 | 5 | 2 | 40.00 | 100.00 | 2 | 0 | 25.00 |
| 5 Veličková Iveta | 0 | 0 | 0 | 0 | 0 | 0.00 | 0.00 | 0 | 0 | 0.00 |
| 6 Najsrová Lota | 1 | 0 | 1 | 0 | 0 | 0.00 | 0.00 | 0 | 1 | 0.00 |
| 7 Pieczonková Nikola | 4 | 1 | 3 | 4 | 2 | 50.00 | 50.00 | 1 | 1 | 12.50 |
| 8 Hacklová Johana | 0 | 0 | 0 | 0 | 0 | 0.00 | 0.00 | 0 | 0 | 0.00 |
| 9 Dubcová Veronika | 4 | 0 | 4 | 2 | 1 | 50.00 | 100.00 | 1 | 1 | 12.50 |
| 10 Veverková Valérie | 0 | 1 | -1 | 2 | 0 | 0.00 | 0.00 | 0 | 0 | 0.00 |
| 11 Kostková Eliška | 0 | 1 | -1 | 0 | 0 | 0.00 | 0.00 | 0 | 0 | 0.00 |
| 16 Bláhová Monika | 4 | 1 | 3 | 9 | 5 | 55.56 | 60.00 | 3 | 0 | 37.50 |
| 17 Škodová Petra | 0 | 1 | -1 | 3 | 0 | 0.00 | 0.00 | 0 | 0 | 0.00 |
| 18 Jašková Barbora | 3 | 0 | 3 | 4 | 2 | 50.00 | 0.00 | 0 | 1 | 0.00 |
| 20 Tumová Dominika | 4 | 1 | 3 | 3 | 2 | 66.67 | 0.00 | 0 | 1 | 0.00 |
| 21 Cidlinská Lucie | 0 | 1 | -1 | 1 | 0 | 0.00 | 0.00 | 0 | 0 | 0.00 |
| 22 Švajcrová Lucie | 3 | 1 | 2 | 2 | 1 | 50.00 | 0.00 | 0 | 2 | 0.00 |
| 24 Výborná Denisa | 0 | 1 | -1 | 4 | 3 | 75.00 | 0.00 | 0 | 0 | 0.00 |
| 29 Lískovcová Dominika | 4 | 0 | 4 | 3 | 0 | 0.00 | 0.00 | 1 | 0 | 12.50 |
| | 39 | 10 | | **47** | **19** | **40.43** | **42.11** | | | |

| Sweden U19 | Plus/Minus | | | Shots | | | | Goals | | |
|---|---|---|---|---|---|---|---|---|---|---|
| **Player** | + | - | balance | Total | on Goal | % on Goal | Efficiency (%) | scored | Assists | in % |
| 3 Nässén Elvira | 0 | 0 | 0 | 0 | 0 | 0.00 | 0.00 | 0 | 0 | 0.00 |
| 5 Åberg Alice | 1 | 2 | -1 | 2 | 1 | 50.00 | 0.00 | 0 | 0 | 0.00 |
| 7 Pettersson Alva | 1 | 4 | -3 | 6 | 4 | 66.67 | 25.00 | 1 | 0 | 50.00 |
| 10 Björkborg Thea | 1 | 2 | -1 | 3 | 1 | 33.33 | 0.00 | 0 | 0 | 0.00 |
| 11 Lindgren Jonna | 1 | 2 | -1 | 1 | 0 | 0.00 | 0.00 | 0 | 0 | 0.00 |
| 12 Gunnarsson Elsa | 1 | 2 | -1 | 7 | 3 | 42.86 | 0.00 | 0 | 1 | 0.00 |
| 14 Lindvall Lisa | 0 | 2 | -2 | 1 | 0 | 0.00 | 0.00 | 0 | 0 | 0.00 |
| 15 Pettersson Moa | 1 | 4 | -3 | 5 | 3 | 60.00 | 0.00 | 0 | 0 | 0.00 |
| 16 Gharaei Emellie | 1 | 3 | -2 | 6 | 3 | 50.00 | 0.00 | 0 | 0 | 0.00 |
| 18 Karlsson Johansson Dessie | 1 | 4 | -3 | 8 | 4 | 50.00 | 25.00 | 1 | 0 | 50.00 |
| 19 Andersson Judith | 1 | 4 | -3 | 5 | 1 | 20.00 | 0.00 | 0 | 0 | 0.00 |
| 20 Schill Esther | 0 | 2 | -2 | 0 | 0 | 0.00 | 0.00 | 0 | 0 | 0.00 |
| 21 Hedberg Ellen | 0 | 3 | -3 | 4 | 1 | 25.00 | 0.00 | 0 | 0 | 0.00 |
| 22 Ulriksson Mikaela | 1 | 2 | -1 | 9 | 4 | 44.44 | 0.00 | 0 | 1 | 0.00 |
| 23 Hagström Elvira | 0 | 0 | 0 | 0 | 0 | 0.00 | 0.00 | 0 | 0 | 0.00 |
| 24 Wadell Elin | 0 | 0 | 0 | 0 | 0 | 0.00 | 0.00 | 0 | 0 | 0.00 |
| 25 Alexander Meja | 0 | 2 | -2 | 0 | 0 | 0.00 | 0.00 | 0 | 0 | 0.00 |
| 29 Leo Filippa | 0 | 4 | -4 | 7 | 3 | 42.86 | 0.00 | 0 | 0 | 0.00 |
| | 10 | 42 | | **64** | **28** | **43.75** | **7.14** | | | |

© by Roman Koller (info@floorballstatistics.ch)

# Shot Statistics

## Czechia U19

## Overall

## Sweden U19

| | | |
|---|---|---|
| bar | 0 | 0.00 % |
| blocked | 0 | 0.00 % |
| missed | 0 | 0.00 % |
| on goal | 0 | 0.00 % |
| **Shots** | **0** | **0.00 %** |
| **Scores** | **0** | **0.00 %** |

| | | |
|---|---|---|
| blocked | 0 | 0.00 % |
| missed | 0 | 0.00 % |
| bar | 1 | 16.67 % |
| on goal | 5 | 83.33 % |
| **Shots** | **6** | **12.77 %** |
| **Scores** | **1** | **12.50 %** |

| | | |
|---|---|---|
| bar | 0 | 0.00 % |
| blocked | 0 | 0.00 % |
| missed | 0 | 0.00 % |
| on goal | 2 | 100.00 % |
| **Shots** | **2** | **4.26 %** |
| **Scores** | **1** | **12.50 %** |

| | | |
|---|---|---|
| bar | 0 | 0.00 % |
| on goal | 2 | 20.00 % |
| blocked | 3 | 30.00 % |
| missed | 5 | 50.00 % |
| **Shots** | **10** | **21.28 %** |
| **Scores** | **1** | **12.50 %** |

| | | |
|---|---|---|
| bar | 1 | 7.14 % |
| missed | 1 | 7.14 % |
| blocked | 6 | 42.86 % |
| on goal | 6 | 42.86 % |
| **Shots** | **14** | **29.79 %** |
| **Scores** | **4** | **50.00 %** |

| | | |
|---|---|---|
| bar | 0 | 0.00 % |
| on goal | 2 | 25.00 % |
| blocked | 3 | 37.50 % |
| missed | 3 | 37.50 % |
| **Shots** | **8** | **17.02 %** |
| **Scores** | **0** | **0.00 %** |

| | | |
|---|---|---|
| bar | 0 | 0.00 % |
| blocked | 0 | 0.00 % |
| missed | 0 | 0.00 % |
| on goal | 0 | 0.00 % |
| **Shots** | **0** | **0.00 %** |
| **Scores** | **0** | **0.00 %** |

| | | |
|---|---|---|
| bar | 0 | 0.00 % |
| missed | 0 | 0.00 % |
| on goal | 2 | 28.57 % |
| blocked | 5 | 71.43 % |
| **Shots** | **7** | **14.89 %** |
| **Scores** | **1** | **12.50 %** |

| | | |
|---|---|---|
| bar | 0 | 0.00 % |
| blocked | 0 | 0.00 % |
| missed | 0 | 0.00 % |
| on goal | 0 | 0.00 % |
| **Shots** | **0** | **0.00 %** |
| **Scores** | **0** | **0.00 %** |

| | | |
|---|---|---|
| bar | 0 | 0.00 % |
| blocked | 0 | 0.00 % |
| missed | 1 | 33.33 % |
| on goal | 2 | 66.67 % |
| **Shots** | **3** | **4.69 %** |
| **Scores** | **0** | **0.00 %** |

| | | |
|---|---|---|
| bar | 0 | 0.00 % |
| blocked | 0 | 0.00 % |
| missed | 2 | 18.18 % |
| on goal | 9 | 81.82 % |
| **Shots** | **11** | **17.19 %** |
| **Scores** | **1** | **50.00 %** |

| | | |
|---|---|---|
| bar | 0 | 0.00 % |
| missed | 0 | 0.00 % |
| on goal | 0 | 0.00 % |
| blocked | 1 | 100.00 % |
| **Shots** | **1** | **1.56 %** |
| **Scores** | **0** | **0.00 %** |

| | | |
|---|---|---|
| bar | 1 | 7.69 % |
| missed | 2 | 15.38 % |
| blocked | 3 | 23.08 % |
| on goal | 7 | 53.85 % |
| **Shots** | **13** | **20.31 %** |
| **Scores** | **0** | **0.00 %** |

| | | |
|---|---|---|
| bar | 0 | 0.00 % |
| on goal | 2 | 16.67 % |
| missed | 3 | 25.00 % |
| blocked | 7 | 58.33 % |
| **Shots** | **12** | **18.75 %** |
| **Scores** | **1** | **50.00 %** |

| | | |
|---|---|---|
| bar | 0 | 0.00 % |
| missed | 1 | 7.14 % |
| on goal | 5 | 35.71 % |
| blocked | 8 | 57.14 % |
| **Shots** | **14** | **21.88 %** |
| **Scores** | **0** | **0.00 %** |

| | | |
|---|---|---|
| bar | 0 | 0.00 % |
| blocked | 0 | 0.00 % |
| on goal | 0 | 0.00 % |
| missed | 1 | 100.00 % |
| **Shots** | **1** | **1.56 %** |
| **Scores** | **0** | **0.00 %** |

| | | |
|---|---|---|
| bar | 0 | 0.00 % |
| missed | 0 | 0.00 % |
| on goal | 3 | 42.86 % |
| blocked | 4 | 57.14 % |
| **Shots** | **7** | **10.94 %** |
| **Scores** | **0** | **0.00 %** |

| | | |
|---|---|---|
| bar | 0 | 0.00 % |
| missed | 0 | 0.00 % |
| on goal | 0 | 0.00 % |
| blocked | 2 | 100.00 % |
| **Shots** | **2** | **3.13 %** |
| **Scores** | **0** | **0.00 %** |

| | | |
|---|---|---|
| bar | 2 | 4.26 % |
| missed | 9 | 19.15 % |
| blocked | 17 | 36.17 % |
| on goal | 19 | 40.43 % |
| **Shots** | **47** | |
| **Scores** | **8** | |

| | | |
|---|---|---|
| bar | 1 | 1.56 % |
| missed | 10 | 15.63 % |
| blocked | 25 | 39.06 % |
| on goal | 28 | 43.75 % |
| **Shots** | **64** | |
| **Scores** | **2** | |

© by Roman Koller (info@floorballstatistics.ch)

# Shot Statistics

## Czechia U19

## 1st Periode

## Sweden U19

| | | |
|---|---|---|
| bar | 0 | 0.00 % |
| blocked | 0 | 0.00 % |
| missed | 0 | 0.00 % |
| on goal | 0 | 0.00 % |
| **Shots** | **0** | **0.00 %** |
| **Scores** | **0** | **0.00 %** |

| | | |
|---|---|---|
| blocked | 0 | 0.00 % |
| missed | 0 | 0.00 % |
| bar | 1 | 25.00 % |
| on goal | 3 | 75.00 % |
| **Shots** | **4** | **19.05 %** |
| **Scores** | **0** | **0.00 %** |

| | | |
|---|---|---|
| bar | 0 | 0.00 % |
| blocked | 0 | 0.00 % |
| missed | 0 | 0.00 % |
| on goal | 1 | 100.00 % |
| **Shots** | **1** | **4.76 %** |
| **Scores** | **0** | **0.00 %** |

| | | |
|---|---|---|
| bar | 0 | 0.00 % |
| blocked | 0 | 0.00 % |
| missed | 1 | 50.00 % |
| on goal | 1 | 50.00 % |
| **Shots** | **2** | **12.50 %** |
| **Scores** | **0** | **0.00 %** |

| | | |
|---|---|---|
| bar | 0 | 0.00 % |
| blocked | 0 | 0.00 % |
| missed | 0 | 0.00 % |
| on goal | 4 | 100.00 % |
| **Shots** | **4** | **25.00 %** |
| **Scores** | **1** | **100.00 %** |

| | | |
|---|---|---|
| bar | 0 | 0.00 % |
| blocked | 0 | 0.00 % |
| missed | 0 | 0.00 % |
| on goal | 0 | 0.00 % |
| **Shots** | **0** | **0.00 %** |
| **Scores** | **0** | **0.00 %** |

| | | |
|---|---|---|
| bar | 0 | 0.00 % |
| on goal | 0 | 0.00 % |
| blocked | 2 | 40.00 % |
| missed | 3 | 60.00 % |
| **Shots** | **5** | **23.81 %** |
| **Scores** | **0** | **0.00 %** |

| | | |
|---|---|---|
| bar | 0 | 0.00 % |
| missed | 0 | 0.00 % |
| on goal | 2 | 40.00 % |
| blocked | 3 | 60.00 % |
| **Shots** | **5** | **23.81 %** |
| **Scores** | **1** | **100.00 %** |

| | | |
|---|---|---|
| bar | 0 | 0.00 % |
| blocked | 0 | 0.00 % |
| on goal | 1 | 25.00 % |
| missed | 3 | 75.00 % |
| **Shots** | **4** | **19.05 %** |
| **Scores** | **0** | **0.00 %** |

| | | |
|---|---|---|
| bar | 0 | 0.00 % |
| blocked | 0 | 0.00 % |
| missed | 1 | 25.00 % |
| on goal | 3 | 75.00 % |
| **Shots** | **4** | **25.00 %** |
| **Scores** | **0** | **0.00 %** |

| | | |
|---|---|---|
| bar | 0 | 0.00 % |
| missed | 0 | 0.00 % |
| on goal | 1 | 33.33 % |
| blocked | 2 | 66.67 % |
| **Shots** | **3** | **18.75 %** |
| **Scores** | **0** | **0.00 %** |

| | | |
|---|---|---|
| bar | 0 | 0.00 % |
| blocked | 0 | 0.00 % |
| missed | 0 | 0.00 % |
| on goal | 1 | 100.00 % |
| **Shots** | **1** | **6.25 %** |
| **Scores** | **0** | **0.00 %** |

| | | |
|---|---|---|
| bar | 0 | 0.00 % |
| blocked | 0 | 0.00 % |
| missed | 0 | 0.00 % |
| on goal | 0 | 0.00 % |
| **Shots** | **0** | **0.00 %** |
| **Scores** | **0** | **0.00 %** |

| | | |
|---|---|---|
| bar | 0 | 0.00 % |
| missed | 0 | 0.00 % |
| on goal | 0 | 0.00 % |
| blocked | 2 | 100.00 % |
| **Shots** | **2** | **9.52 %** |
| **Scores** | **0** | **0.00 %** |

| | | |
|---|---|---|
| bar | 0 | 0.00 % |
| blocked | 0 | 0.00 % |
| missed | 0 | 0.00 % |
| on goal | 0 | 0.00 % |
| **Shots** | **0** | **0.00 %** |
| **Scores** | **0** | **0.00 %** |

| | | |
|---|---|---|
| bar | 0 | 0.00 % |
| blocked | 0 | 0.00 % |
| missed | 0 | 0.00 % |
| on goal | 0 | 0.00 % |
| **Shots** | **0** | **0.00 %** |
| **Scores** | **0** | **0.00 %** |

| | | |
|---|---|---|
| bar | 1 | 4.76 % |
| missed | 6 | 28.57 % |
| blocked | 7 | 33.33 % |
| on goal | 7 | 33.33 % |
| **Shots** | **21** | |
| **Scores** | **1** | |

| | | |
|---|---|---|
| bar | 0 | 0.00 % |
| missed | 2 | 12.50 % |
| blocked | 3 | 18.75 % |
| on goal | 11 | 68.75 % |
| **Shots** | **16** | |
| **Scores** | **1** | |

© by Roman Koller (info@floorballstatistics.ch)

# Shot Statistics

## Czechia U19

## 2nd Periode

## Sweden U19

| | | |
|---|---|---|
| bar | 0 | 0.00 % |
| blocked | 0 | 0.00 % |
| missed | 0 | 0.00 % |
| on goal | 0 | 0.00 % |
| **Shots** | **0** | **0.00 %** |
| **Scores** | **0** | **0.00 %** |

| | | |
|---|---|---|
| bar | 0 | 0.00 % |
| blocked | 0 | 0.00 % |
| missed | 0 | 0.00 % |
| on goal | 1 | 100.00 % |
| **Shots** | **1** | **7.69 %** |
| **Scores** | **1** | **25.00 %** |

| | | |
|---|---|---|
| bar | 0 | 0.00 % |
| blocked | 0 | 0.00 % |
| missed | 0 | 0.00 % |
| on goal | 0 | 0.00 % |
| **Shots** | **0** | **0.00 %** |
| **Scores** | **0** | **0.00 %** |

| | | |
|---|---|---|
| bar | 0 | 0.00 % |
| blocked | 0 | 0.00 % |
| missed | 0 | 0.00 % |
| on goal | 1 | 100.00 % |
| **Shots** | **1** | **6.67 %** |
| **Scores** | **0** | **0.00 %** |

| | | |
|---|---|---|
| bar | 0 | 0.00 % |
| blocked | 0 | 0.00 % |
| missed | 0 | 0.00 % |
| on goal | 4 | 100.00 % |
| **Shots** | **4** | **26.67 %** |
| **Scores** | **0** | **0.00 %** |

| | | |
|---|---|---|
| bar | 0 | 0.00 % |
| blocked | 0 | 0.00 % |
| missed | 0 | 0.00 % |
| on goal | 0 | 0.00 % |
| **Shots** | **0** | **0.00 %** |
| **Scores** | **0** | **0.00 %** |

| | | |
|---|---|---|
| bar | 0 | 0.00 % |
| missed | 0 | 0.00 % |
| blocked | 1 | 33.33 % |
| on goal | 2 | 66.67 % |
| **Shots** | **3** | **23.08 %** |
| **Scores** | **1** | **25.00 %** |

| | | |
|---|---|---|
| bar | 1 | 20.00 % |
| blocked | 1 | 20.00 % |
| missed | 1 | 20.00 % |
| on goal | 2 | 40.00 % |
| **Shots** | **5** | **38.46 %** |
| **Scores** | **1** | **25.00 %** |

| | | |
|---|---|---|
| bar | 0 | 0.00 % |
| missed | 0 | 0.00 % |
| blocked | 1 | 50.00 % |
| on goal | 1 | 50.00 % |
| **Shots** | **2** | **15.38 %** |
| **Scores** | **0** | **0.00 %** |

| | | |
|---|---|---|
| missed | 0 | 0.00 % |
| bar | 1 | 25.00 % |
| blocked | 1 | 25.00 % |
| on goal | 2 | 50.00 % |
| **Shots** | **4** | **26.67 %** |
| **Scores** | **0** | **0.00 %** |

| | | |
|---|---|---|
| bar | 0 | 0.00 % |
| blocked | 0 | 0.00 % |
| missed | 0 | 0.00 % |
| on goal | 1 | 50.00 % |
| **Shots** | **2** | **13.33 %** |
| **Scores** | **1** | **100.00 %** |

| | | |
|---|---|---|
| bar | 0 | 0.00 % |
| missed | 1 | 25.00 % |
| on goal | 1 | 25.00 % |
| blocked | 2 | 50.00 % |
| **Shots** | **4** | **26.67 %** |
| **Scores** | **0** | **0.00 %** |

| | | |
|---|---|---|
| bar | 0 | 0.00 % |
| blocked | 0 | 0.00 % |
| missed | 0 | 0.00 % |
| on goal | 0 | 0.00 % |
| **Shots** | **0** | **0.00 %** |
| **Scores** | **0** | **0.00 %** |

| | | |
|---|---|---|
| bar | 0 | 0.00 % |
| missed | 0 | 0.00 % |
| blocked | 1 | 50.00 % |
| on goal | 1 | 50.00 % |
| **Shots** | **2** | **15.38 %** |
| **Scores** | **1** | **25.00 %** |

| | | |
|---|---|---|
| bar | 0 | 0.00 % |
| blocked | 0 | 0.00 % |
| missed | 0 | 0.00 % |
| on goal | 0 | 0.00 % |
| **Shots** | **0** | **0.00 %** |
| **Scores** | **0** | **0.00 %** |

| | | |
|---|---|---|
| bar | 0 | 0.00 % |
| blocked | 0 | 0.00 % |
| missed | 0 | 0.00 % |
| on goal | 0 | 0.00 % |
| **Shots** | **0** | **0.00 %** |
| **Scores** | **0** | **0.00 %** |

| | | |
|---|---|---|
| bar | 1 | 7.69 % |
| missed | 1 | 7.69 % |
| blocked | 4 | 30.77 % |
| on goal | 7 | 53.85 % |
| **Shots** | **13** | |
| **Scores** | **4** | |

| | | |
|---|---|---|
| bar | 1 | 6.67 % |
| missed | 2 | 13.33 % |
| blocked | 3 | 20.00 % |
| on goal | 9 | 60.00 % |
| **Shots** | **15** | |
| **Scores** | **1** | |

© by Roman Koller (info@floorballstatistics.ch)

# Shot Statistics

## Czechia U19

## 3rd Periode

## Sweden U19

| | | |
|---|---|---|
| bar | 0 | 0.00 % |
| blocked | 0 | 0.00 % |
| missed | 0 | 0.00 % |
| on goal | 0 | 0.00 % |
| **Shots** | **0** | **0.00 %** |
| **Scores** | **0** | **0.00 %** |

| | | |
|---|---|---|
| bar | 0 | 0.00 % |
| blocked | 0 | 0.00 % |
| missed | 0 | 0.00 % |
| on goal | 1 | 100.00 % |
| **Shots** | **1** | **7.69 %** |
| **Scores** | **0** | **0.00 %** |

| | | |
|---|---|---|
| bar | 0 | 0.00 % |
| blocked | 0 | 0.00 % |
| missed | 0 | 0.00 % |
| on goal | 1 | 100.00 % |
| **Shots** | **1** | **7.69 %** |
| **Scores** | **1** | **33.33 %** |

| | | |
|---|---|---|
| bar | 0 | 0.00 % |
| blocked | 0 | 0.00 % |
| on goal | 0 | 0.00 % |
| missed | 2 | 100.00 % |
| **Shots** | **2** | **15.38 %** |
| **Scores** | **0** | **0.00 %** |

| | | |
|---|---|---|
| bar | 0 | 0.00 % |
| missed | 0 | 0.00 % |
| blocked | 2 | 50.00 % |
| on goal | 2 | 50.00 % |
| **Shots** | **4** | **30.77 %** |
| **Scores** | **2** | **66.67 %** |

| | | |
|---|---|---|
| bar | 0 | 0.00 % |
| missed | 0 | 0.00 % |
| on goal | 0 | 0.00 % |
| blocked | 2 | 100.00 % |
| **Shots** | **2** | **15.38 %** |
| **Scores** | **0** | **0.00 %** |

| | | |
|---|---|---|
| bar | 0 | 0.00 % |
| blocked | 0 | 0.00 % |
| missed | 0 | 0.00 % |
| on goal | 0 | 0.00 % |
| **Shots** | **0** | **0.00 %** |
| **Scores** | **0** | **0.00 %** |

| | | |
|---|---|---|
| bar | 0 | 0.00 % |
| missed | 0 | 0.00 % |
| on goal | 1 | 33.33 % |
| blocked | 2 | 66.67 % |
| **Shots** | **3** | **23.08 %** |
| **Scores** | **0** | **0.00 %** |

| | | |
|---|---|---|
| bar | 0 | 0.00 % |
| blocked | 0 | 0.00 % |
| missed | 0 | 0.00 % |
| on goal | 0 | 0.00 % |
| **Shots** | **0** | **0.00 %** |
| **Scores** | **0** | **0.00 %** |

| | | |
|---|---|---|
| bar | 0 | 0.00 % |
| blocked | 0 | 0.00 % |
| missed | 0 | 0.00 % |
| on goal | 0 | 0.00 % |
| **Shots** | **0** | **0.00 %** |
| **Scores** | **0** | **0.00 %** |

| | | |
|---|---|---|
| bar | 0 | 0.00 % |
| blocked | 0 | 0.00 % |
| on goal | 1 | 33.33 % |
| missed | 2 | 66.67 % |
| **Shots** | **3** | **9.09 %** |
| **Scores** | **0** | **0.00 %** |

| | | |
|---|---|---|
| bar | 0 | 0.00 % |
| missed | 0 | 0.00 % |
| on goal | 0 | 0.00 % |
| blocked | 1 | 100.00 % |
| **Shots** | **1** | **3.03 %** |
| **Scores** | **0** | **0.00 %** |

| | | |
|---|---|---|
| bar | 0 | 0.00 % |
| missed | 1 | 20.00 % |
| blocked | 2 | 40.00 % |
| on goal | 2 | 40.00 % |
| **Shots** | **5** | **15.15 %** |
| **Scores** | **0** | **0.00 %** |

| | | |
|---|---|---|
| bar | 0 | 0.00 % |
| on goal | 0 | 0.00 % |
| missed | 2 | 28.57 % |
| blocked | 5 | 71.43 % |
| **Shots** | **7** | **21.21 %** |
| **Scores** | **0** | **0.00 %** |

| | | |
|---|---|---|
| bar | 0 | 0.00 % |
| missed | 0 | 0.00 % |
| on goal | 3 | 33.33 % |
| blocked | 6 | 66.67 % |
| **Shots** | **9** | **27.27 %** |
| **Scores** | **0** | **0.00 %** |

| | | |
|---|---|---|
| bar | 0 | 0.00 % |
| blocked | 0 | 0.00 % |
| on goal | 0 | 0.00 % |
| missed | 1 | 100.00 % |
| **Shots** | **1** | **3.03 %** |
| **Scores** | **0** | **0.00 %** |

| | | |
|---|---|---|
| bar | 0 | 0.00 % |
| missed | 0 | 0.00 % |
| on goal | 2 | 40.00 % |
| blocked | 3 | 60.00 % |
| **Shots** | **5** | **15.15 %** |
| **Scores** | **0** | **0.00 %** |

| | | |
|---|---|---|
| bar | 0 | 0.00 % |
| missed | 0 | 0.00 % |
| on goal | 0 | 0.00 % |
| blocked | 2 | 100.00 % |
| **Shots** | **2** | **6.06 %** |
| **Scores** | **0** | **0.00 %** |

| | | |
|---|---|---|
| bar | 0 | 0.00 % |
| missed | 2 | 15.38 % |
| on goal | 5 | 38.46 % |
| blocked | 6 | 46.15 % |
| **Shots** | **13** | |
| **Scores** | **3** | |

| | | |
|---|---|---|
| bar | 0 | 0.00 % |
| missed | 6 | 18.18 % |
| on goal | 8 | 24.24 % |
| blocked | 19 | 57.58 % |
| **Shots** | **33** | |
| **Scores** | **0** | |

© by Roman Koller (info@floorballstatistics.ch)

# Attack Statistics

## Czechia U19

## Overall

## Sweden U19

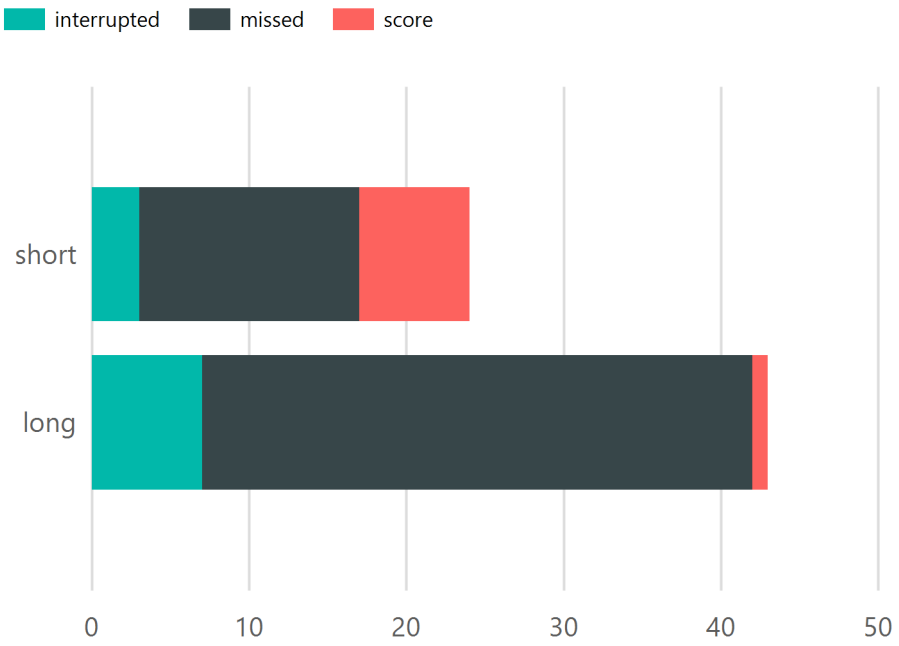


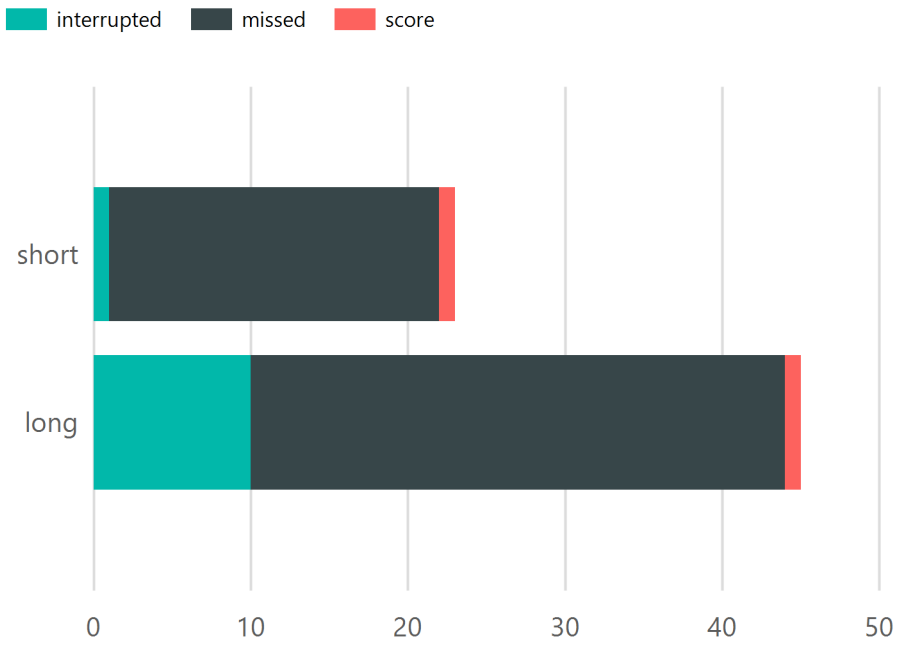


| Attack Type | interrupted | missed | score | Total |
|---|---|---|---|---|
| long | 7 | 35 | 1 | **43** |
| short | 3 | 14 | 7 | **24** |
| **Total** | **10** | **49** | **8** | **67** |

| Attack Type | interrupted | missed | score | Total |
|---|---|---|---|---|
| long | 10 | 34 | 1 | **45** |
| short | 1 | 21 | 1 | **23** |
| **Total** | **11** | **55** | **2** | **68** |

## Czechia U19

## 1st Periode

## Sweden U19

© by Roman Koller (info@floorballstatistics.ch)

# Attack Statistics

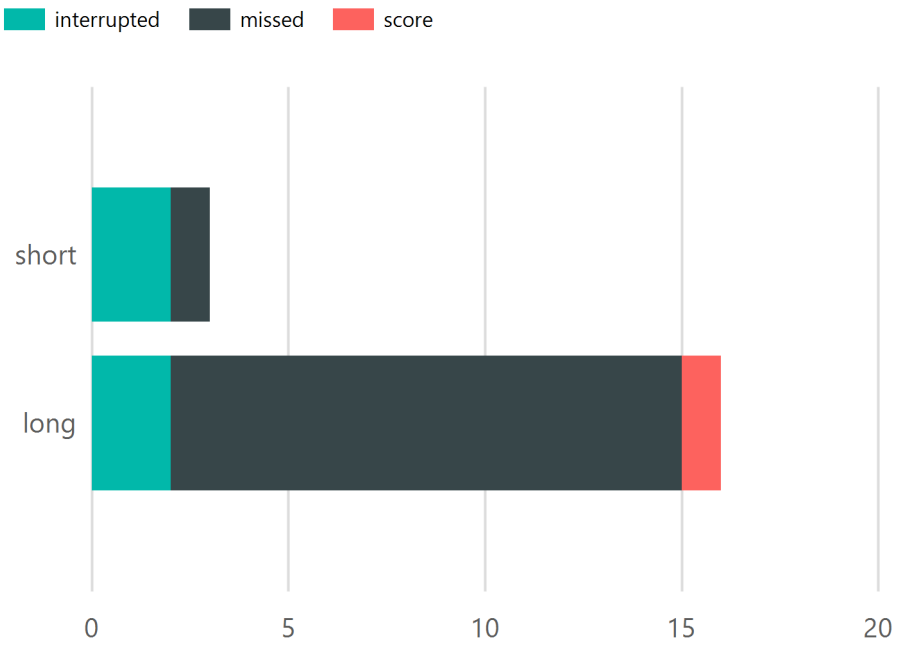


| Attack Type | interrupted | missed | score | Total |
|---|---|---|---|---|
| long | 2 | 13 | 1 | **16** |
| short | 2 | 1 | 0 | **3** |
| **Total** | **4** | **14** | **1** | **19** |

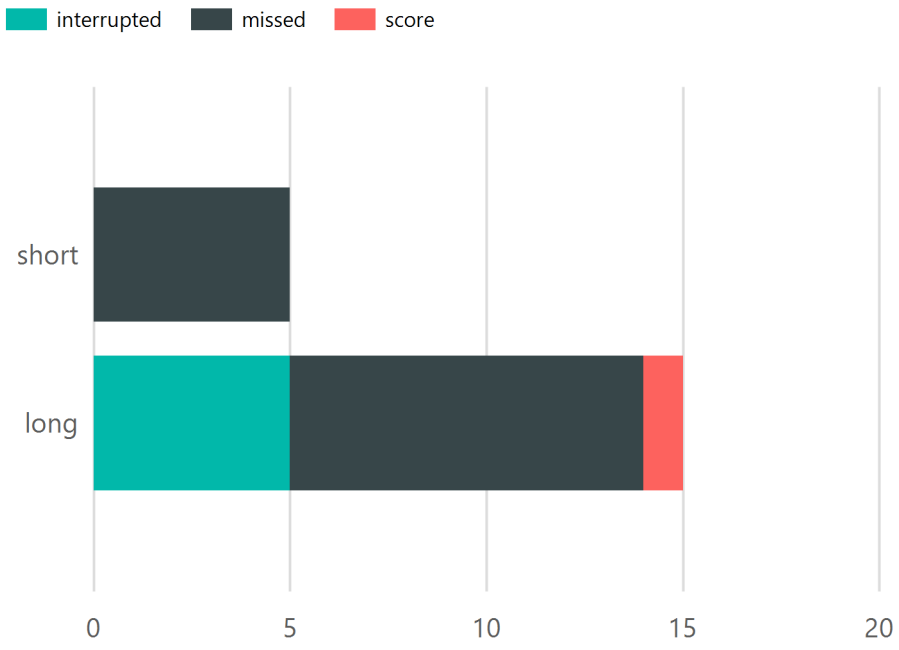


| Attack Type | interrupted | missed | score | Total |
|---|---|---|---|---|
| long | 5 | 9 | 1 | **15** |
| short | 0 | 5 | 0 | **5** |
| **Total** | **5** | **14** | **1** | **20** |

**Czechia U19**

**2nd Periode**

**Sweden U19**

© by Roman Koller (info@floorballstatistics.ch)

# Attack Statistics

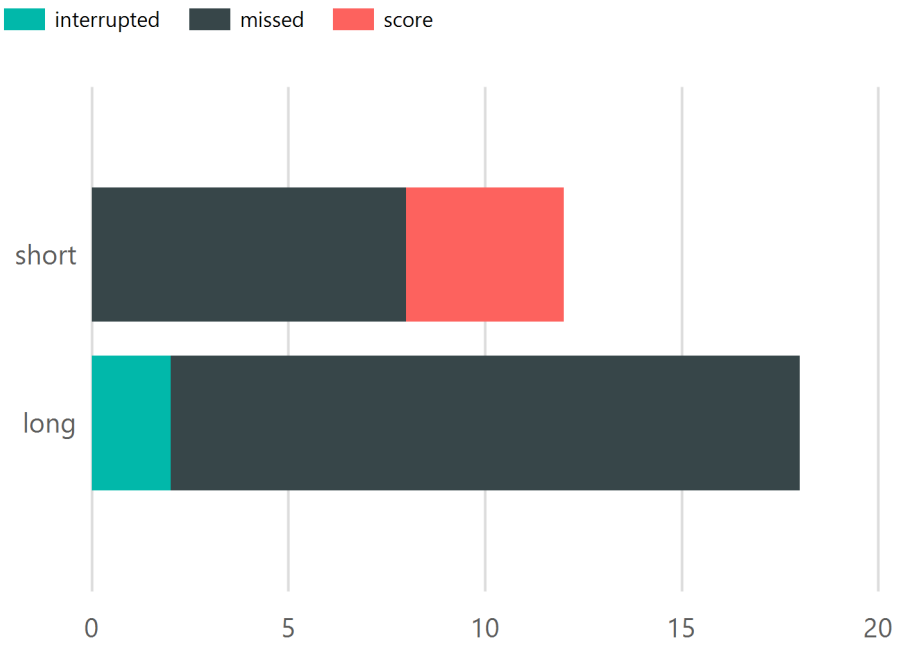


| Attack Type | interrupted | missed | score | Total |
|---|---|---|---|---|
| long | 2 | 16 | 0 | **18** |
| short | 0 | 8 | 4 | **12** |
| **Total** | **2** | **24** | **4** | **30** |

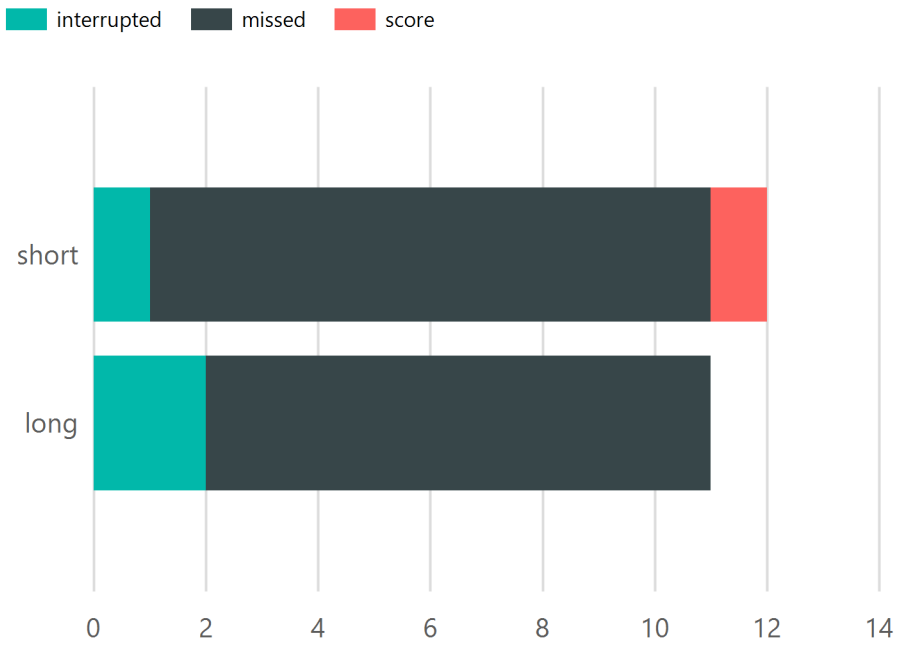


| Attack Type | interrupted | missed | score | Total |
|---|---|---|---|---|
| long | 2 | 9 | 0 | **11** |
| short | 1 | 10 | 1 | **12** |
| **Total** | **3** | **19** | **1** | **23** |

**Czechia U19**

**3rd Periode**

**Sweden U19**

© by Roman Koller (info@floorballstatistics.ch)

# Attack Statistics

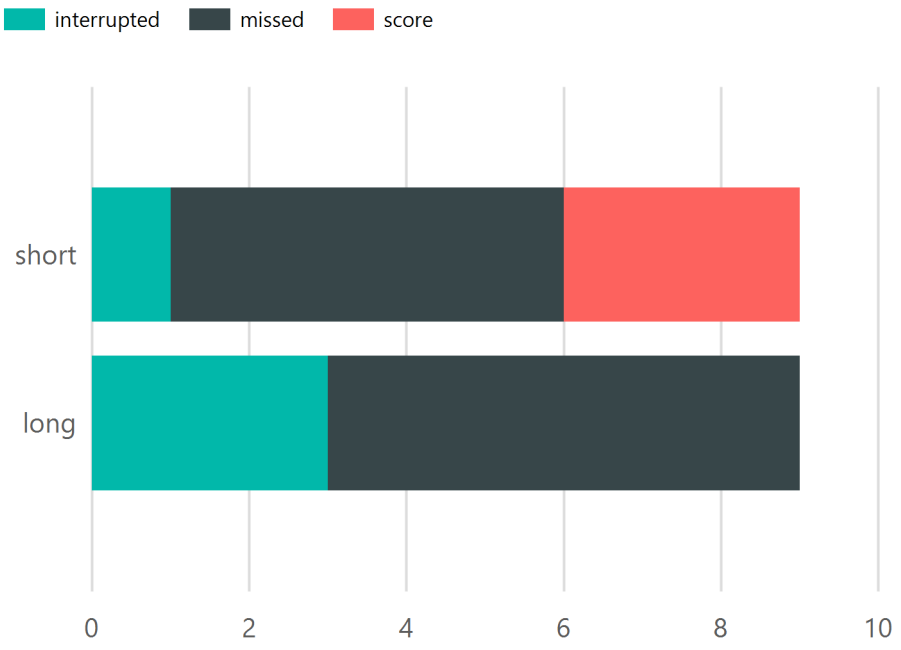


| Attack Type | interrupted | missed | score | Total |
|---|---|---|---|---|
| long | 3 | 6 | 0 | **9** |
| short | 1 | 5 | 3 | **9** |
| **Total** | **4** | **11** | **3** | **18** |

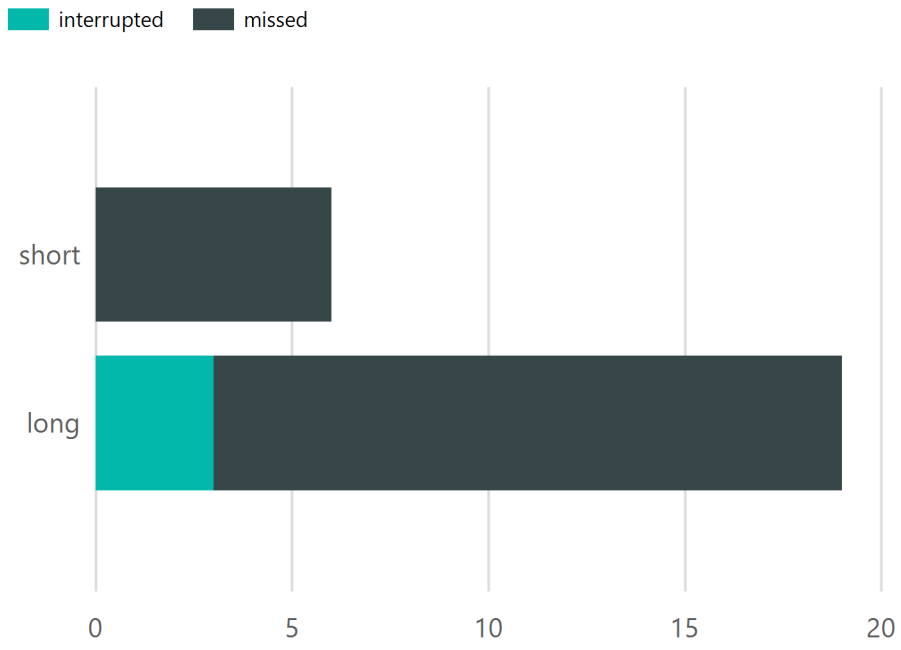


| Attack Type | interrupted | missed | Total |
|---|---|---|---|
| long | 3 | 16 | **19** |
| short | 0 | 6 | **6** |
| **Total** | **3** | **22** | **25** |

© by Roman Koller (info@floorballstatistics.ch)

# Attack Statistics

## Czechia U19

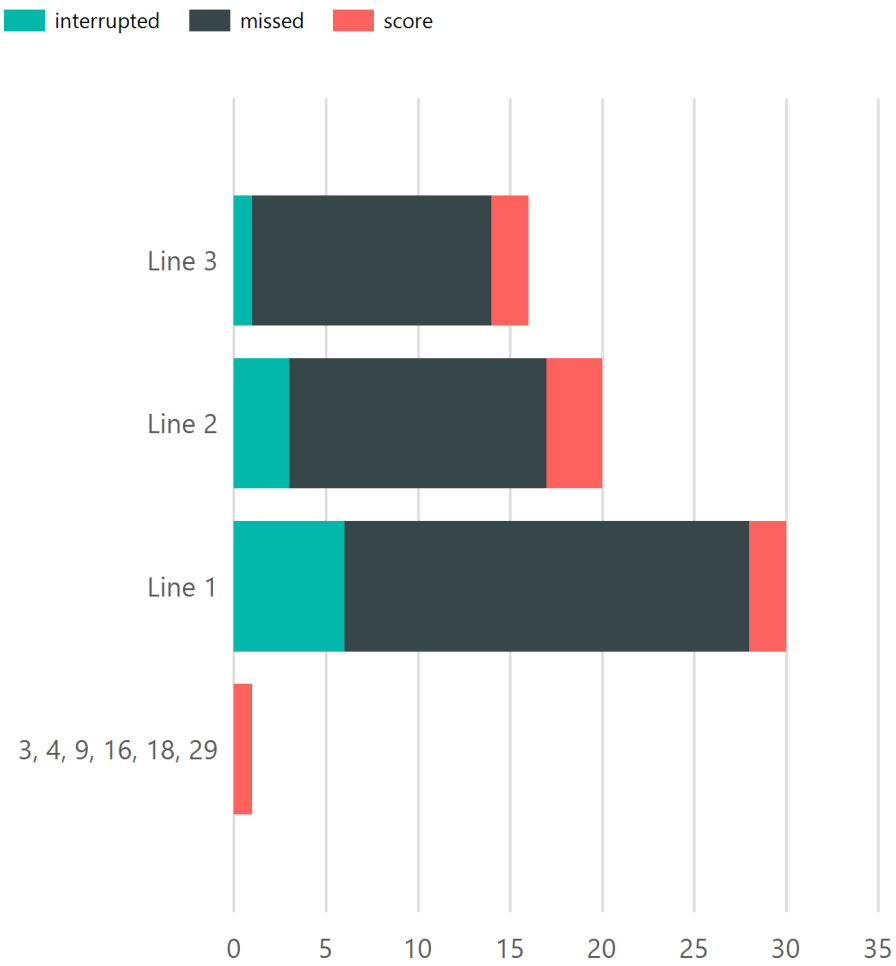


## Overall

| Players involved | interrupted | missed | score | Total |
|---|---|---|---|---|
| 3, 4, 9, 16, 18, 29 | 0 | 0 | 1 | **1** |
| Line 1 | 6 | 22 | 2 | **30** |
| Line 2 | 3 | 14 | 3 | **20** |
| Line 3 | 1 | 13 | 2 | **16** |
| **Total** | **10** | **49** | **8** | **67** |

© by Roman Koller (info@floorballstatistics.ch)

# Attack Statistics

## Overall

## Sweden U19

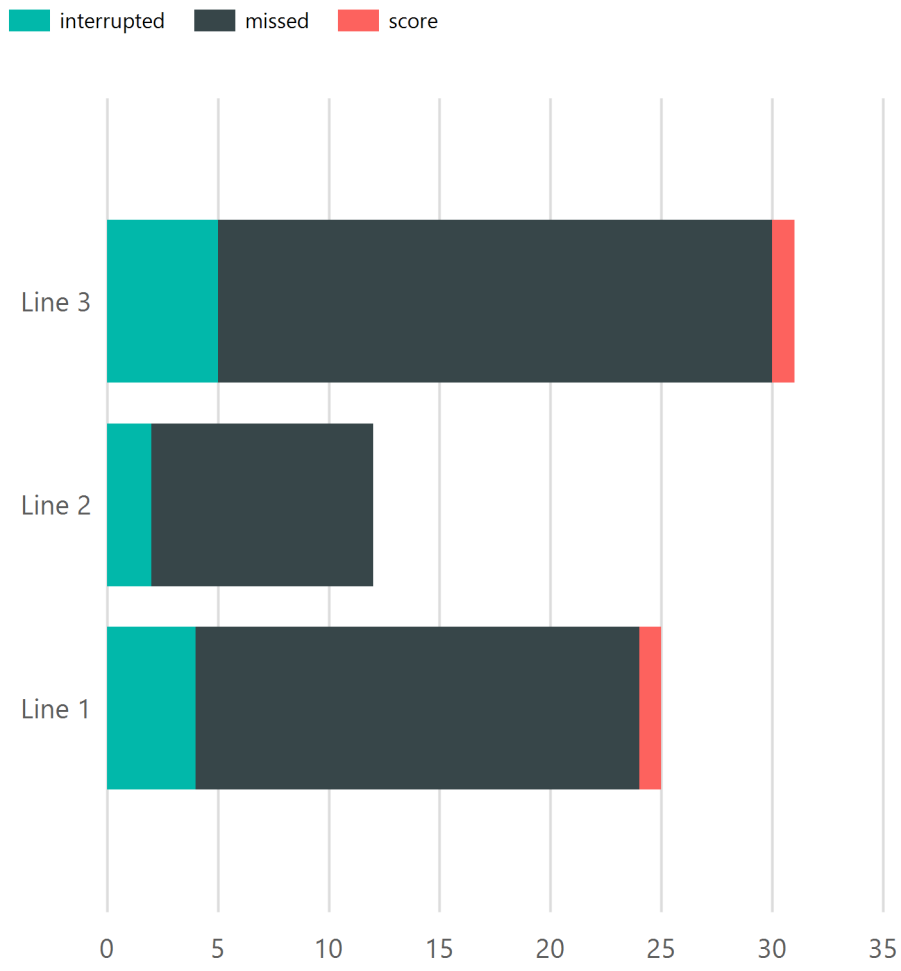


| Players involved | interrupted | missed | score | Total |
|---|---|---|---|---|
| Line 2 | 2 | 10 | 0 | **12** |
| Line 1 | 4 | 20 | 1 | **25** |
| Line 3 | 5 | 25 | 1 | **31** |
| **Total** | **11** | **55** | **2** | **68** |

© by Roman Koller (info@floorballstatistics.ch)

# Attack Statistics

## Czechia U19

## 1st Periode

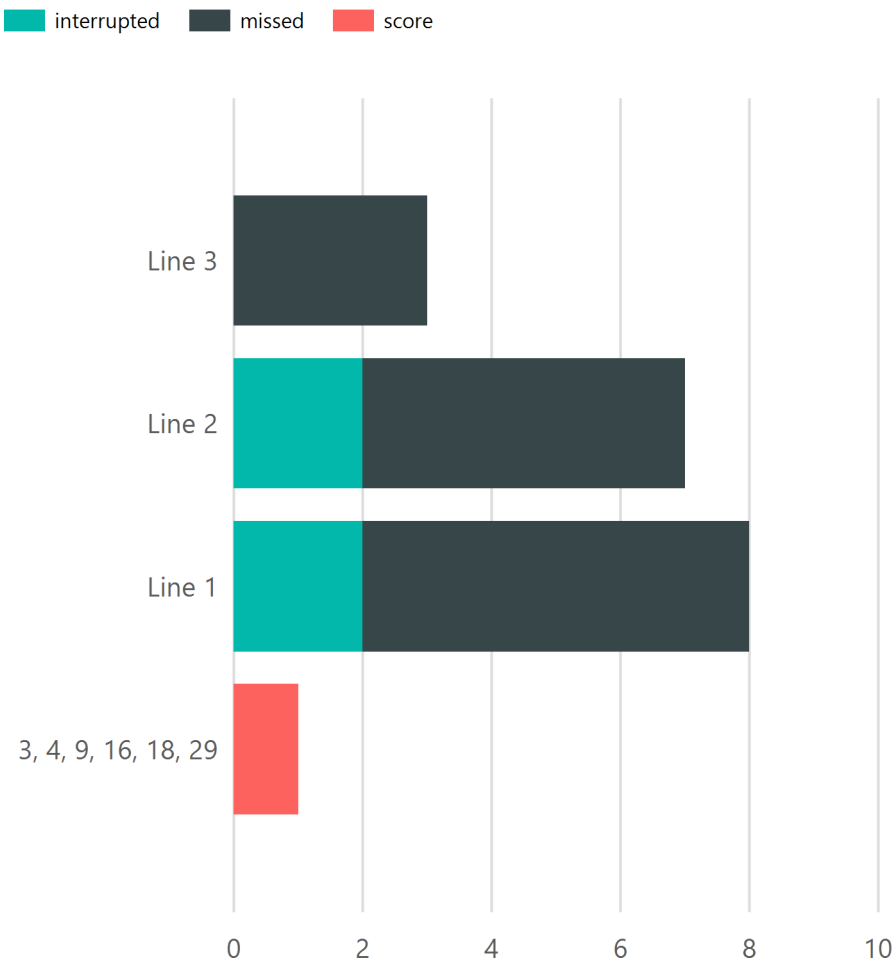


| Players involved | interrupted | missed | score | Total |
|---|---|---|---|---|
| 3, 4, 9, 16, 18, 29 | 0 | 0 | 1 | **1** |
| Line 1 | 2 | 6 | 0 | **8** |
| Line 2 | 2 | 5 | 0 | **7** |
| Line 3 | 0 | 3 | 0 | **3** |
| **Total** | **4** | **14** | **1** | **19** |

© by Roman Koller (info@floorballstatistics.ch)

# Attack Statistics

## 1st Periode

## Sweden U19

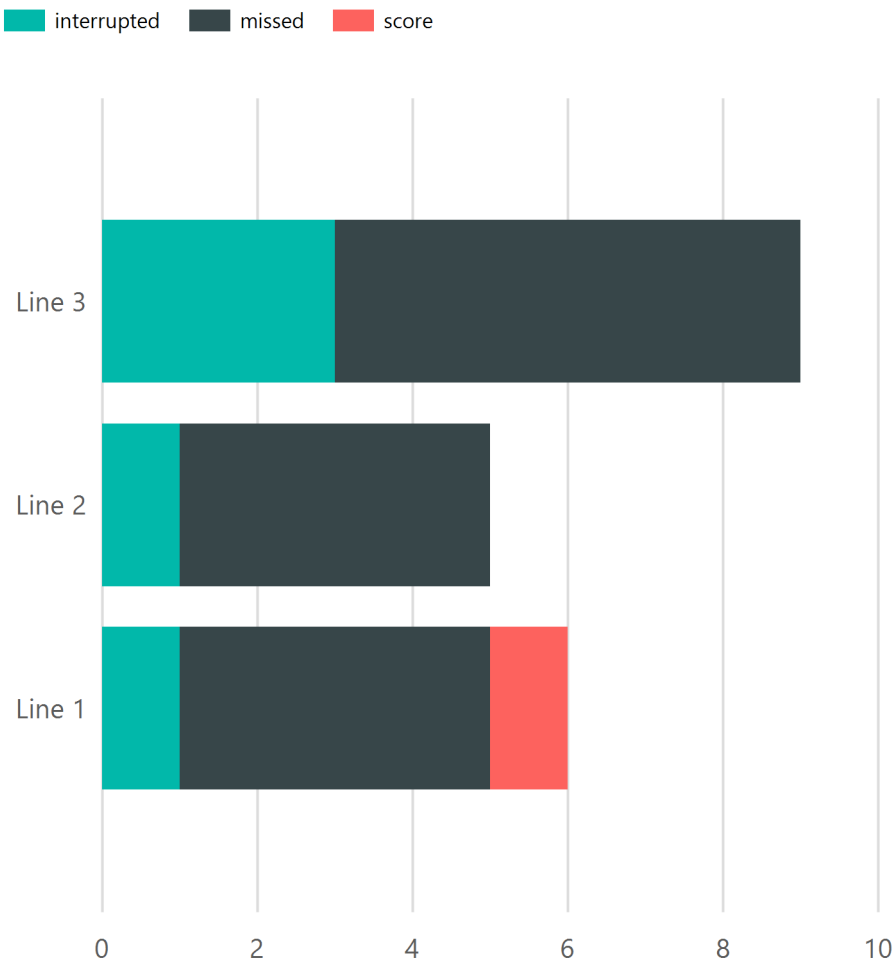


| Players involved | interrupted | missed | score | Total |
|---|---|---|---|---|
| Line 2 | 1 | 4 | 0 | **5** |
| Line 1 | 1 | 4 | 1 | **6** |
| Line 3 | 3 | 6 | 0 | **9** |
| **Total** | **5** | **14** | **1** | **20** |

© by Roman Koller (info@floorballstatistics.ch)

# Attack Statistics

## Czechia U19

## 2nd Periode

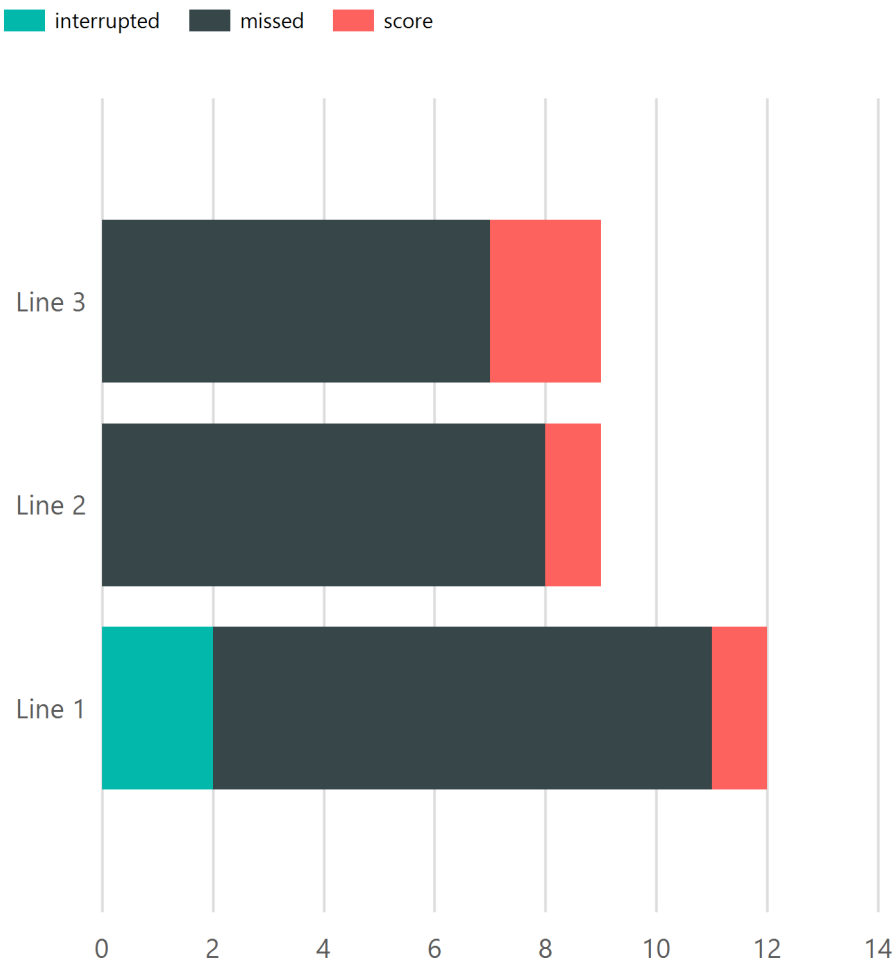


| Players involved | interrupted | missed | score | Total |
|---|---|---|---|---|
| Line 1 | 2 | 9 | 1 | **12** |
| Line 3 | 0 | 7 | 2 | **9** |
| Line 2 | 0 | 8 | 1 | **9** |
| **Total** | **2** | **24** | **4** | **30** |

© by Roman Koller (info@floorballstatistics.ch)

# Attack Statistics

## 2nd Periode

## Sweden U19

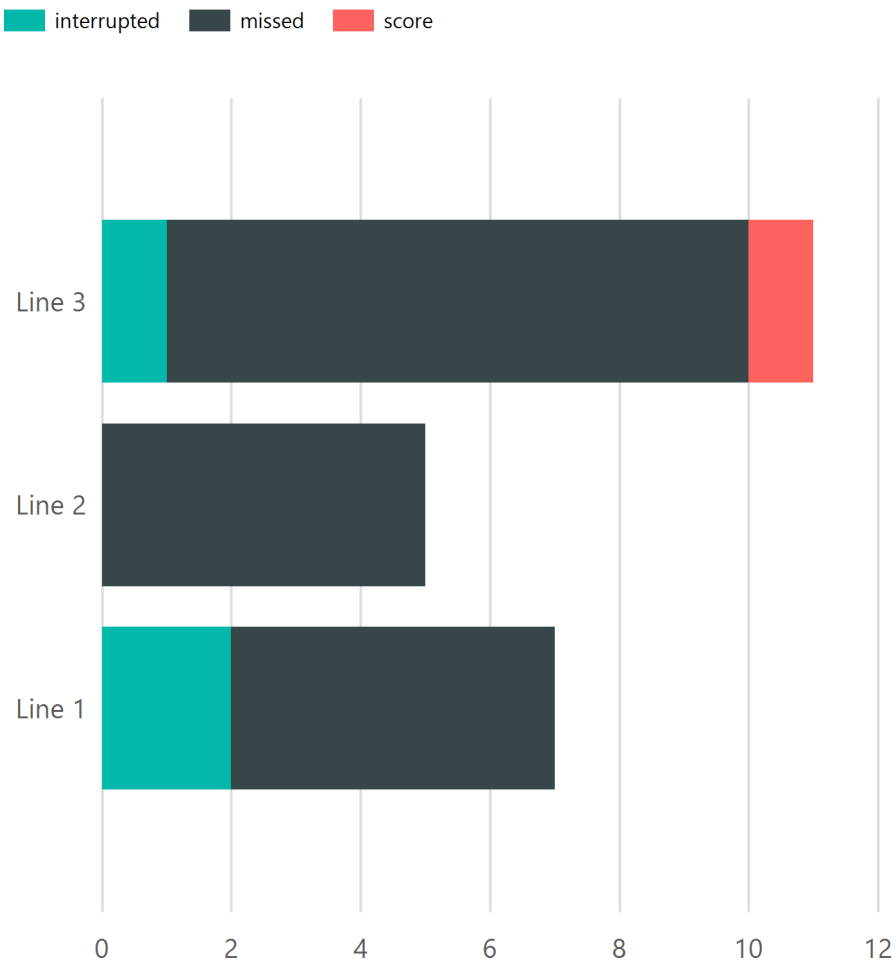


| Players involved | interrupted | missed | score | Total |
|---|---|---|---|---|
| Line 3 | 1 | 9 | 1 | **11** |
| Line 2 | 0 | 5 | 0 | **5** |
| Line 1 | 2 | 5 | 0 | **7** |
| **Total** | **3** | **19** | **1** | **23** |

© by Roman Koller (info@floorballstatistics.ch)

# Attack Statistics

## Czechia U19

## 3rd Periode

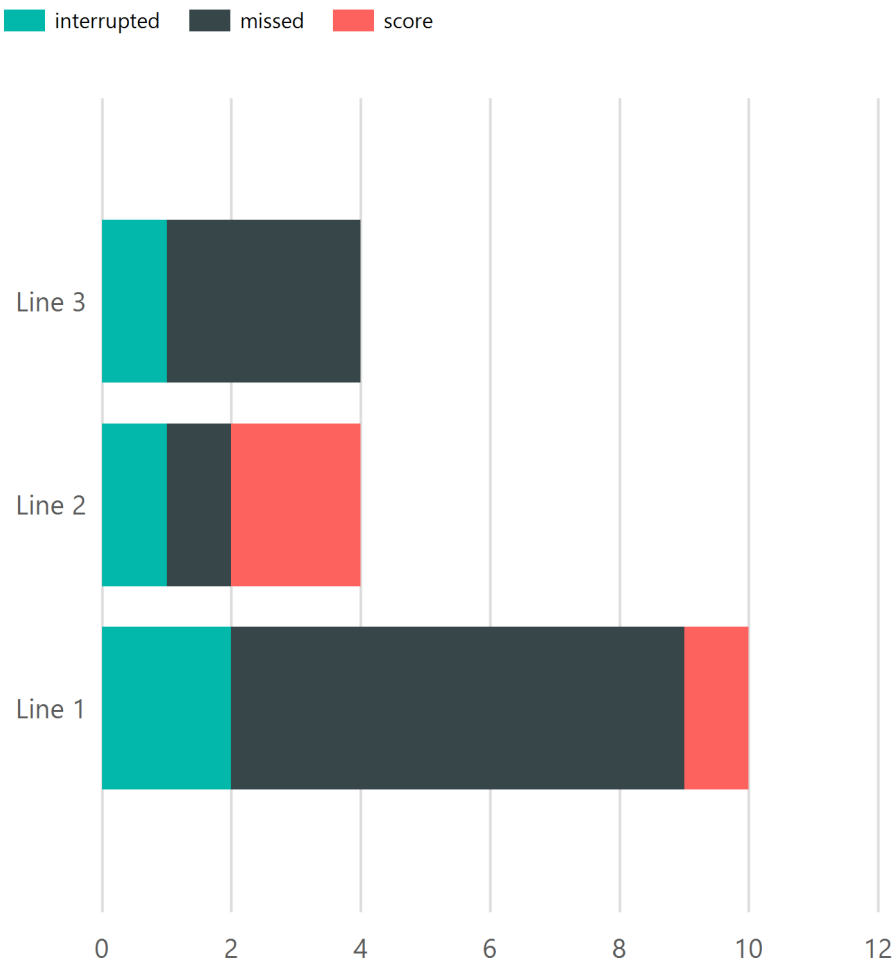


| Players involved | interrupted | missed | score | Total |
|---|---|---|---|---|
| Line 3 | 1 | 3 | 0 | **4** |
| Line 1 | 2 | 7 | 1 | **10** |
| Line 2 | 1 | 1 | 2 | **4** |
| **Total** | **4** | **11** | **3** | **18** |

© by Roman Koller (info@floorballstatistics.ch)

# Attack Statistics

## 3rd Periode

## Sweden U19

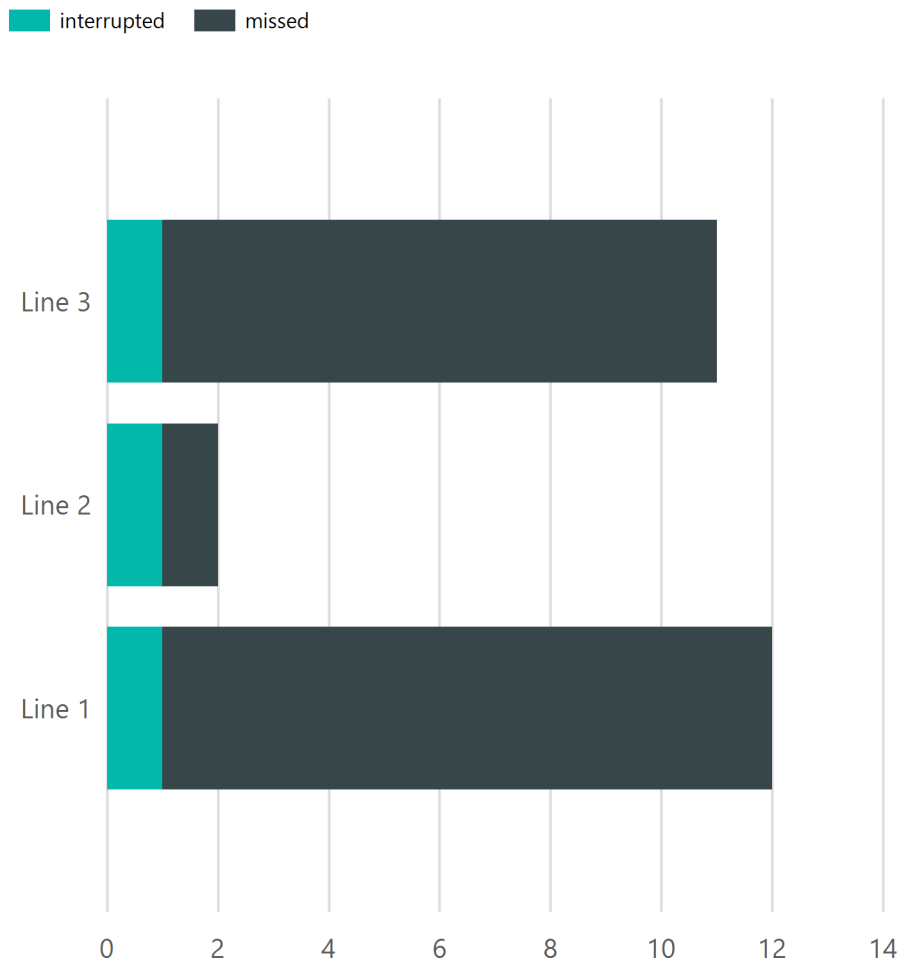


| Players involved | interrupted | missed | Total |
|---|---|---|---|
| Line 2 | 1 | 1 | **2** |
| Line 1 | 1 | 11 | **12** |
| Line 3 | 1 | 10 | **11** |
| **Total** | **3** | **22** | **25** |

© by Roman Koller (info@floorballstatistics.ch)

# U19-EFT 2025

# Game Statistics

October 18, 2025 / 12:30



vs

# Game Statistics

**Possession**

**1st Periode**

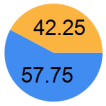


**2nd Periode**

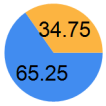


**3rd Periode**

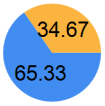


No Data Available

**Overall**

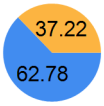


**Switzerland U19**

| | 3 | 4 |
|---|---|---|
| **1st** | 0 | 1 |
| **2nd** | 2 | 2 |
| **3rd** | 1 | 1 |
| **ET** | 0 | 0 |

**Finland U19**

**Shots statistics**

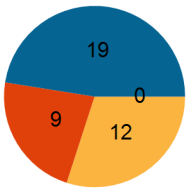


| | 1st | 2nd | 3rd | ET | Total |
|---|---|---|---|---|---|
| bar | 0 | 0 | 0 | 0 | **0** |
| blocked | 4 | 6 | 2 | 0 | **12** |
| missed | 3 | 4 | 2 | 0 | **9** |
| on goal | 5 | 9 | 5 | 0 | **19** |
| | **12** | **19** | **9** | **0** | **40** |

| | | | | |
|---|---|---|---|---|
| Precision (%) | 41.67 | 47.37 | 55.56 | **47.50** |
| Efficiency (%) | 0.00 | 22.22 | 20.00 | **15.79** |

**Shots statistics**

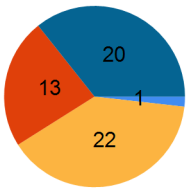


| | 1st | 2nd | 3rd | ET | Total |
|---|---|---|---|---|---|
| bar | 1 | 0 | 0 | 0 | **1** |
| blocked | 5 | 7 | 10 | 0 | **22** |
| missed | 4 | 4 | 5 | 0 | **13** |
| on goal | 6 | 10 | 4 | 0 | **20** |
| | **16** | **21** | **19** | **0** | **56** |

| | | | | |
|---|---|---|---|---|
| Precision (%) | 37.50 | 47.62 | 21.05 | **35.71** |
| Efficiency (%) | 16.67 | 20.00 | 25.00 | **20.00** |

**Goalkeeper statistic**

| | 1 Amadea Notz | |
|---|---|---|
| | Shots | Saves |
| **1st** | 6 | 5 |
| | 83.33% | |
| **2nd** | 10 | 8 |
| | 80.00% | |
| **3rd** | 4 | 3 |
| | 75.00% | |
| **ET** | 0 | 0 |
| | NaN | |
| **Total** | **20** | **16** |
| | **80.00%** | |

**Goalkeeper statistic**

| | 54 Tiia Liuski | |
|---|---|---|
| | Shots | Saves |
| **1st** | 5 | 5 |
| | 100.00% | |
| **2nd** | 9 | 7 |
| | 77.78% | |
| **3rd** | 4 | 3 |
| | 75.00% | |
| **ET** | 0 | 0 |
| | NaN | |
| **Total** | **18** | **15** |
| | **83.33%** | |

**Penaltytime statistics**

| | 1st | 2nd | 3rd | Total | Goals |
|---|---|---|---|---|---|
| Power play | 02:00 | 00:00 | 00:00 | 02:00 | 0 |
| Box Play | 00:00 | 00:00 | 01:20 | 01:20 | 0 |

**Penaltytime statistics**

| | 1st | 2nd | 3rd | Total | Goals |
|---|---|---|---|---|---|
| Power play | 00:00 | 00:00 | 01:20 | 01:20 | 1 |
| Box Play | 02:00 | 00:00 | 00:00 | 02:00 | 0 |

© by Roman Koller (info@floorballstatistics.ch)

# Game Statistics

## Game history

### 1st Periode

| Time | Result | Team | Special Situation | # | Player | # | Assist | Speed |
|---|---|---|---|---|---|---|---|---|
| 14:45 | 0-1 | Finland U19 | | 13 | Aino-Maisa Järvenpää | 7 | Oona Hirsimäki | 0.00 |
| 16:06 | | Finland U19 | 2' Hands, Header | 18 | Jenna Potinoja | | | |

### 2nd Periode

| Time | Result | Team | Special Situation | # | Player | # | Assist | Speed |
|---|---|---|---|---|---|---|---|---|
| 21:34 | 0-2 | Finland U19 | | 8 | Janella Järvinen | 3 | Siiri Kainulainen | 0.00 |
| 36:51 | 0-3 | Finland U19 | | 7 | Oona Hirsimäki | 14 | Kiira-Karoliina Vahlman | 0.00 |
| 37:14 | 1-3 | Switzerland U19 | | 17 | Livia Kurz | 20 | Anja Gross | 0.00 |
| 38:01 | 2-3 | Switzerland U19 | | 5 | Ella Carniello | 15 | Lina Meier | 0.00 |

### 3rd Periode

| Time | Result | Team | Special Situation | # | Player | # | Assist | Speed |
|---|---|---|---|---|---|---|---|---|
| 50:35 | 3-3 | Switzerland U19 | | 17 | Livia Kurz | | | 0.00 |
| 53:46 | | Switzerland U19 | 2' Incorrect pushing | 8 | Anne Härtsch | | | |
| 55:06 | 3-4 | Finland U19 | PowerPlay | 9 | Vilja Kuutniemi | 17 | Elsa Holopainen | 0.00 |
| 58:12 | | Finland U19 | Time Out | | | | | |

© by Roman Koller (info@floorballstatistics.ch)

# Game Statistics

| Switzerland U19 | Plus/Minus | | | Shots | | | | Goals | | |
|---|---|---|---|---|---|---|---|---|---|---|
| **Player** | + | - | balance | Total | on Goal | % on Goal | Efficiency (%) | scored | Assists | in % |
| 4 Meryem Aylin | 0 | 2 | -2 | 4 | 1 | 25.00 | 0.00 | 0 | 0 | 0.00 |
| 5 Carniello Ella | 1 | 0 | 1 | 2 | 2 | 100.00 | 50.00 | 1 | 0 | 33.33 |
| 8 Härtsch Anne | 2 | 2 | 0 | 3 | 1 | 33.33 | 0.00 | 0 | 0 | 0.00 |
| 9 Pleisch Simona | 2 | 1 | 1 | 7 | 3 | 42.86 | 0.00 | 0 | 0 | 0.00 |
| 10 Jenny Valeria | 1 | 0 | 1 | 1 | 1 | 100.00 | 0.00 | 0 | 0 | 0.00 |
| 11 Schilliger Svenja | 0 | 2 | -2 | 1 | 0 | 0.00 | 0.00 | 0 | 0 | 0.00 |
| 14 Odermatt Rahel | 0 | 2 | -2 | 1 | 1 | 100.00 | 0.00 | 0 | 0 | 0.00 |
| 15 Meier Lina | 1 | 0 | 1 | 1 | 1 | 100.00 | 0.00 | 0 | 1 | 0.00 |
| 16 Schuppiser Aline | 1 | 0 | 1 | 0 | 0 | 0.00 | 0.00 | 0 | 0 | 0.00 |
| 17 Kurz Livia | 2 | 1 | 1 | 8 | 3 | 37.50 | 66.67 | 2 | 0 | 66.67 |
| 18 Oehri Mia | 2 | 1 | 1 | 1 | 1 | 100.00 | 0.00 | 0 | 0 | 0.00 |
| 20 Gross Anja | 2 | 2 | 0 | 3 | 3 | 100.00 | 0.00 | 0 | 1 | 0.00 |
| 21 Oertle Larissa | 0 | 0 | 0 | 0 | 0 | 0.00 | 0.00 | 0 | 0 | 0.00 |
| 22 Oertle Rebecca | 1 | 1 | 0 | 0 | 0 | 0.00 | 0.00 | 0 | 0 | 0.00 |
| 23 Hürlimann Franca | 0 | 2 | -2 | 4 | 1 | 25.00 | 0.00 | 0 | 0 | 0.00 |
| 24 O'Grady Kimmi | 0 | 3 | -3 | 0 | 0 | 0.00 | 0.00 | 0 | 0 | 0.00 |
| 27 Derungs Lara | 0 | 0 | 0 | 0 | 0 | 0.00 | 0.00 | 0 | 0 | 0.00 |
| 28 Christen Leonie | 0 | 1 | -1 | 4 | 1 | 25.00 | 0.00 | 0 | 0 | 0.00 |
| | 15 | 20 | | **40** | **19** | **47.50** | **15.79** | | | |

| Finland U19 | Plus/Minus | | | Shots | | | | Goals | | |
|---|---|---|---|---|---|---|---|---|---|---|
| **Player** | + | - | balance | Total | on Goal | % on Goal | Efficiency (%) | scored | Assists | in % |
| 2 Koivumäki Pinja | 1 | 1 | 0 | 4 | 2 | 50.00 | 0.00 | 0 | 0 | 0.00 |
| 3 Kainulainen Siiri | 1 | 1 | 0 | 2 | 1 | 50.00 | 0.00 | 0 | 1 | 0.00 |
| 5 Honkuri Aada | 1 | 1 | 0 | 0 | 0 | 0.00 | 0.00 | 0 | 0 | 0.00 |
| 6 Virtanen Ella | 1 | 1 | 0 | 2 | 2 | 100.00 | 0.00 | 0 | 0 | 0.00 |
| 7 Hirsimäki Oona | 2 | 1 | 1 | 6 | 2 | 33.33 | 50.00 | 1 | 1 | 25.00 |
| 8 Järvinen Janella | 1 | 1 | 0 | 8 | 4 | 50.00 | 25.00 | 1 | 0 | 25.00 |
| 9 Kuutniemi Vilja | 1 | 1 | 0 | 6 | 2 | 33.33 | 50.00 | 1 | 0 | 25.00 |
| 10 Kaisti Leea | 2 | 1 | 1 | 0 | 0 | 0.00 | 0.00 | 0 | 0 | 0.00 |
| 11 Sandström Natalie | 1 | 1 | 0 | 6 | 2 | 33.33 | 0.00 | 0 | 0 | 0.00 |
| 13 Järvenpää Aino-Maisa | 2 | 1 | 1 | 3 | 2 | 66.67 | 50.00 | 1 | 0 | 25.00 |
| 14 Vahlman Kiira-Karoliina | 1 | 1 | 0 | 1 | 0 | 0.00 | 0.00 | 0 | 1 | 0.00 |
| 17 Holopainen Elsa | 1 | 1 | 0 | 7 | 2 | 28.57 | 0.00 | 0 | 1 | 0.00 |
| 18 Potinoja Jenna | 1 | 1 | 0 | 2 | 0 | 0.00 | 0.00 | 0 | 0 | 0.00 |
| 19 Gauffin-Kauste Zara | 1 | 1 | 0 | 3 | 1 | 33.33 | 0.00 | 0 | 0 | 0.00 |
| 21 Rinne Neea | 1 | 1 | 0 | 2 | 0 | 0.00 | 0.00 | 0 | 0 | 0.00 |
| 22 Kärki Minea | 2 | 0 | 2 | 4 | 0 | 0.00 | 0.00 | 0 | 0 | 0.00 |
| | 20 | 15 | | **56** | **20** | **35.71** | **20.00** | | | |

© by Roman Koller (info@floorballstatistics.ch)

# Shot Statistics

## Switzerland U19

## Overall

## Finland U19

| | | |
|---|---|---|
| bar | 0 | 0.00 % |
| blocked | 0 | 0.00 % |
| missed | 0 | 0.00 % |
| on goal | 0 | 0.00 % |
| **Shots** | **0** | **0.00 %** |
| **Scores** | **0** | **0.00 %** |

| | | |
|---|---|---|
| bar | 0 | 0.00 % |
| blocked | 0 | 0.00 % |
| on goal | 1 | 33.33 % |
| missed | 2 | 66.67 % |
| **Shots** | **3** | **7.50 %** |
| **Scores** | **0** | **0.00 %** |

| | | |
|---|---|---|
| bar | 0 | 0.00 % |
| blocked | 0 | 0.00 % |
| missed | 0 | 0.00 % |
| on goal | 0 | 0.00 % |
| **Shots** | **0** | **0.00 %** |
| **Scores** | **0** | **0.00 %** |

| | | |
|---|---|---|
| bar | 0 | 0.00 % |
| blocked | 0 | 0.00 % |
| missed | 0 | 0.00 % |
| on goal | 0 | 0.00 % |
| **Shots** | **0** | **0.00 %** |
| **Scores** | **0** | **0.00 %** |

| | | |
|---|---|---|
| bar | 0 | 0.00 % |
| blocked | 2 | 22.22 % |
| missed | 3 | 33.33 % |
| on goal | 4 | 44.44 % |
| **Shots** | **9** | **16.07 %** |
| **Scores** | **1** | **25.00 %** |

| | | |
|---|---|---|
| bar | 0 | 0.00 % |
| blocked | 0 | 0.00 % |
| missed | 0 | 0.00 % |
| on goal | 0 | 0.00 % |
| **Shots** | **0** | **0.00 %** |
| **Scores** | **0** | **0.00 %** |

| | | |
|---|---|---|
| bar | 0 | 0.00 % |
| missed | 1 | 14.29 % |
| on goal | 2 | 28.57 % |
| blocked | 4 | 57.14 % |
| **Shots** | **7** | **17.50 %** |
| **Scores** | **1** | **33.33 %** |

| | | |
|---|---|---|
| bar | 0 | 0.00 % |
| missed | 1 | 6.67 % |
| blocked | 3 | 20.00 % |
| on goal | 11 | 73.33 % |
| **Shots** | **15** | **37.50 %** |
| **Scores** | **1** | **33.33 %** |

| | | |
|---|---|---|
| bar | 0 | 0.00 % |
| blocked | 3 | 25.00 % |
| on goal | 4 | 33.33 % |
| missed | 5 | 41.67 % |
| **Shots** | **12** | **30.00 %** |
| **Scores** | **0** | **0.00 %** |

| | | |
|---|---|---|
| bar | 0 | 0.00 % |
| blocked | 4 | 30.77 % |
| missed | 4 | 30.77 % |
| on goal | 5 | 38.46 % |
| **Shots** | **13** | **23.21 %** |
| **Scores** | **0** | **0.00 %** |

| | | |
|---|---|---|
| bar | 1 | 5.26 % |
| missed | 3 | 15.79 % |
| on goal | 6 | 31.58 % |
| blocked | 9 | 47.37 % |
| **Shots** | **19** | **33.93 %** |
| **Scores** | **3** | **75.00 %** |

| | | |
|---|---|---|
| bar | 0 | 0.00 % |
| missed | 2 | 28.57 % |
| on goal | 2 | 28.57 % |
| blocked | 3 | 42.86 % |
| **Shots** | **7** | **12.50 %** |
| **Scores** | **0** | **0.00 %** |

| | | |
|---|---|---|
| bar | 0 | 0.00 % |
| blocked | 0 | 0.00 % |
| missed | 0 | 0.00 % |
| on goal | 0 | 0.00 % |
| **Shots** | **0** | **0.00 %** |
| **Scores** | **0** | **0.00 %** |

| | | |
|---|---|---|
| bar | 0 | 0.00 % |
| missed | 0 | 0.00 % |
| on goal | 1 | 33.33 % |
| blocked | 2 | 66.67 % |
| **Shots** | **3** | **7.50 %** |
| **Scores** | **1** | **33.33 %** |

| | | |
|---|---|---|
| bar | 0 | 0.00 % |
| blocked | 0 | 0.00 % |
| missed | 0 | 0.00 % |
| on goal | 0 | 0.00 % |
| **Shots** | **0** | **0.00 %** |
| **Scores** | **0** | **0.00 %** |

| | | |
|---|---|---|
| bar | 0 | 0.00 % |
| blocked | 0 | 0.00 % |
| missed | 1 | 20.00 % |
| on goal | 1 | 20.00 % |
| blocked | 3 | 60.00 % |
| **Shots** | **5** | **8.93 %** |
| **Scores** | **0** | **0.00 %** |

| | | |
|---|---|---|
| bar | 0 | 0.00 % |
| missed | 0 | 0.00 % |
| blocked | 1 | 33.33 % |
| on goal | 2 | 66.67 % |
| **Shots** | **3** | **5.36 %** |
| **Scores** | **0** | **0.00 %** |

| | | |
|---|---|---|
| bar | 0 | 0.00 % |
| missed | 9 | 22.50 % |
| blocked | 12 | 30.00 % |
| on goal | 19 | 47.50 % |
| **Shots** | **40** | |
| **Scores** | **3** | |

| | | |
|---|---|---|
| bar | 1 | 1.79 % |
| missed | 13 | 23.21 % |
| on goal | 20 | 35.71 % |
| blocked | 22 | 39.29 % |
| **Shots** | **56** | |
| **Scores** | **4** | |

© by Roman Koller (info@floorballstatistics.ch)

# Shot Statistics

## Switzerland U19

## 1st Periode

## Finland U19

| | | |
|---|---|---|
| bar | 0 | 0.00 % |
| blocked | 0 | 0.00 % |
| missed | 0 | 0.00 % |
| on goal | 0 | 0.00 % |
| **Shots** | **0** | **0.00 %** |
| **Scores** | **0** | **0.00 %** |

| | | |
|---|---|---|
| bar | 0 | 0.00 % |
| blocked | 0 | 0.00 % |
| on goal | 0 | 0.00 % |
| missed | 1 | 100.00 % |
| **Shots** | **1** | **8.33 %** |
| **Scores** | **0** | **0.00 %** |

| | | |
|---|---|---|
| bar | 0 | 0.00 % |
| blocked | 0 | 0.00 % |
| missed | 0 | 0.00 % |
| on goal | 0 | 0.00 % |
| **Shots** | **0** | **0.00 %** |
| **Scores** | **0** | **0.00 %** |

| | | |
|---|---|---|
| bar | 0 | 0.00 % |
| blocked | 0 | 0.00 % |
| missed | 0 | 0.00 % |
| on goal | 0 | 0.00 % |
| **Shots** | **0** | **0.00 %** |
| **Scores** | **0** | **0.00 %** |

| | | |
|---|---|---|
| bar | 0 | 0.00 % |
| blocked | 0 | 0.00 % |
| missed | 0 | 0.00 % |
| on goal | 0 | 0.00 % |
| **Shots** | **1** | **6.25 %** |
| **Scores** | **0** | **0.00 %** |

| | | |
|---|---|---|
| bar | 0 | 0.00 % |
| blocked | 0 | 0.00 % |
| missed | 0 | 0.00 % |
| on goal | 0 | 0.00 % |
| **Shots** | **0** | **0.00 %** |
| **Scores** | **0** | **0.00 %** |

| | | |
|---|---|---|
| bar | 0 | 0.00 % |
| on goal | 0 | 0.00 % |
| blocked | 1 | 50.00 % |
| missed | 1 | 50.00 % |
| **Shots** | **2** | **16.67 %** |
| **Scores** | **0** | **0.00 %** |

| | | |
|---|---|---|
| bar | 0 | 0.00 % |
| missed | 0 | 0.00 % |
| blocked | 1 | 20.00 % |
| on goal | 4 | 80.00 % |
| **Shots** | **5** | **41.67 %** |
| **Scores** | **0** | **0.00 %** |

| | | |
|---|---|---|
| bar | 0 | 0.00 % |
| missed | 1 | 25.00 % |
| on goal | 1 | 25.00 % |
| blocked | 2 | 50.00 % |
| **Shots** | **4** | **33.33 %** |
| **Scores** | **0** | **0.00 %** |

| | | |
|---|---|---|
| bar | 0 | 0.00 % |
| blocked | 1 | 16.67 % |
| missed | 2 | 33.33 % |
| on goal | 3 | 50.00 % |
| **Shots** | **6** | **37.50 %** |
| **Scores** | **0** | **0.00 %** |

| | | |
|---|---|---|
| missed | 0 | 0.00 % |
| bar | 1 | 33.33 % |
| blocked | 1 | 33.33 % |
| on goal | 1 | 33.33 % |
| **Shots** | **3** | **18.75 %** |
| **Scores** | **1** | **100.00 %** |

| | | |
|---|---|---|
| bar | 0 | 0.00 % |
| missed | 1 | 20.00 % |
| on goal | 1 | 20.00 % |
| blocked | 3 | 60.00 % |
| **Shots** | **5** | **31.25 %** |
| **Scores** | **0** | **0.00 %** |

| | | |
|---|---|---|
| bar | 0 | 0.00 % |
| blocked | 0 | 0.00 % |
| missed | 0 | 0.00 % |
| on goal | 0 | 0.00 % |
| **Shots** | **0** | **0.00 %** |
| **Scores** | **0** | **0.00 %** |

| | | |
|---|---|---|
| bar | 0 | 0.00 % |
| blocked | 0 | 0.00 % |
| missed | 0 | 0.00 % |
| on goal | 0 | 0.00 % |
| **Shots** | **0** | **0.00 %** |
| **Scores** | **0** | **0.00 %** |

| | | |
|---|---|---|
| bar | 0 | 0.00 % |
| blocked | 0 | 0.00 % |
| missed | 0 | 0.00 % |
| on goal | 0 | 0.00 % |
| **Shots** | **0** | **0.00 %** |
| **Scores** | **0** | **0.00 %** |

| | | |
|---|---|---|
| bar | 0 | 0.00 % |
| blocked | 0 | 0.00 % |
| missed | 0 | 0.00 % |
| on goal | 1 | 100.00 % |
| **Shots** | **1** | **6.25 %** |
| **Scores** | **0** | **0.00 %** |

| | | |
|---|---|---|
| bar | 0 | 0.00 % |
| blocked | 0 | 0.00 % |
| missed | 0 | 0.00 % |
| on goal | 0 | 0.00 % |
| **Shots** | **0** | **0.00 %** |
| **Scores** | **0** | **0.00 %** |

| | | |
|---|---|---|
| bar | 0 | 0.00 % |
| missed | 3 | 25.00 % |
| blocked | 4 | 33.33 % |
| on goal | 5 | 41.67 % |
| **Shots** | **12** | |
| **Scores** | **0** | |

| | | |
|---|---|---|
| bar | 1 | 6.25 % |
| missed | 4 | 25.00 % |
| blocked | 5 | 31.25 % |
| on goal | 6 | 37.50 % |
| **Shots** | **16** | |
| **Scores** | **1** | |

© by Roman Koller (info@floorballstatistics.ch)

# Shot Statistics

## Switzerland U19

## 2nd Periode

## Finland U19

| | | |
|---|---|---|
| bar | 0 | 0.00 % |
| blocked | 0 | 0.00 % |
| missed | 0 | 0.00 % |
| on goal | 0 | 0.00 % |
| **Shots** | **0** | **0.00 %** |
| **Scores** | **0** | **0.00 %** |

| | | |
|---|---|---|
| bar | 0 | 0.00 % |
| blocked | 0 | 0.00 % |
| missed | 1 | 50.00 % |
| on goal | 1 | 50.00 % |
| **Shots** | **2** | **10.53 %** |
| **Scores** | **0** | **0.00 %** |

| | | |
|---|---|---|
| bar | 0 | 0.00 % |
| blocked | 0 | 0.00 % |
| missed | 0 | 0.00 % |
| on goal | 0 | 0.00 % |
| **Shots** | **0** | **0.00 %** |
| **Scores** | **0** | **0.00 %** |

| | | |
|---|---|---|
| bar | 0 | 0.00 % |
| blocked | 0 | 0.00 % |
| missed | 0 | 0.00 % |
| on goal | 0 | 0.00 % |
| **Shots** | **0** | **0.00 %** |
| **Scores** | **0** | **0.00 %** |

| | | |
|---|---|---|
| bar | 0 | 0.00 % |
| blocked | 1 | 20.00 % |
| missed | 1 | 20.00 % |
| on goal | 3 | 60.00 % |
| **Shots** | **5** | **23.81 %** |
| **Scores** | **1** | **50.00 %** |

| | | |
|---|---|---|
| bar | 0 | 0.00 % |
| blocked | 0 | 0.00 % |
| missed | 0 | 0.00 % |
| on goal | 0 | 0.00 % |
| **Shots** | **0** | **0.00 %** |
| **Scores** | **0** | **0.00 %** |

| | | |
|---|---|---|
| bar | 0 | 0.00 % |
| missed | 0 | 0.00 % |
| on goal | 1 | 25.00 % |
| blocked | 3 | 75.00 % |
| **Shots** | **4** | **21.05 %** |
| **Scores** | **1** | **50.00 %** |

| | | |
|---|---|---|
| bar | 0 | 0.00 % |
| missed | 0 | 0.00 % |
| blocked | 1 | 16.67 % |
| on goal | 5 | 83.33 % |
| **Shots** | **6** | **31.58 %** |
| **Scores** | **1** | **50.00 %** |

| | | |
|---|---|---|
| bar | 0 | 0.00 % |
| blocked | 1 | 16.67 % |
| on goal | 2 | 33.33 % |
| missed | 3 | 50.00 % |
| **Shots** | **6** | **31.58 %** |
| **Scores** | **0** | **0.00 %** |

| | | |
|---|---|---|
| bar | 0 | 0.00 % |
| missed | 1 | 20.00 % |
| blocked | 2 | 40.00 % |
| on goal | 2 | 40.00 % |
| **Shots** | **5** | **23.81 %** |
| **Scores** | **0** | **0.00 %** |

| | | |
|---|---|---|
| bar | 0 | 0.00 % |
| blocked | 2 | 33.33 % |
| missed | 2 | 33.33 % |
| on goal | 2 | 33.33 % |
| **Shots** | **6** | **28.57 %** |
| **Scores** | **1** | **50.00 %** |

| | | |
|---|---|---|
| bar | 0 | 0.00 % |
| blocked | 0 | 0.00 % |
| missed | 0 | 0.00 % |
| on goal | 1 | 100.00 % |
| **Shots** | **1** | **4.76 %** |
| **Scores** | **0** | **0.00 %** |

| | | |
|---|---|---|
| bar | 0 | 0.00 % |
| blocked | 0 | 0.00 % |
| missed | 0 | 0.00 % |
| on goal | 0 | 0.00 % |
| **Shots** | **0** | **0.00 %** |
| **Scores** | **0** | **0.00 %** |

| | | |
|---|---|---|
| bar | 0 | 0.00 % |
| missed | 0 | 0.00 % |
| on goal | 0 | 0.00 % |
| blocked | 1 | 100.00 % |
| **Shots** | **1** | **5.26 %** |
| **Scores** | **0** | **0.00 %** |

| | | |
|---|---|---|
| bar | 0 | 0.00 % |
| blocked | 0 | 0.00 % |
| missed | 0 | 0.00 % |
| on goal | 0 | 0.00 % |
| **Shots** | **0** | **0.00 %** |
| **Scores** | **0** | **0.00 %** |

| | | |
|---|---|---|
| bar | 0 | 0.00 % |
| blocked | 0 | 0.00 % |
| missed | 0 | 0.00 % |
| on goal | 0 | 0.00 % |
| **Shots** | **0** | **0.00 %** |
| **Scores** | **0** | **0.00 %** |

| | | |
|---|---|---|
| bar | 0 | 0.00 % |
| blocked | 0 | 0.00 % |
| missed | 0 | 0.00 % |
| on goal | 0 | 0.00 % |
| **Shots** | **0** | **0.00 %** |
| **Scores** | **0** | **0.00 %** |

| | | |
|---|---|---|
| bar | 0 | 0.00 % |
| missed | 0 | 0.00 % |
| blocked | 1 | 33.33 % |
| on goal | 2 | 66.67 % |
| **Shots** | **3** | **14.29 %** |
| **Scores** | **0** | **0.00 %** |

| | | |
|---|---|---|
| bar | 0 | 0.00 % |
| missed | 4 | 21.05 % |
| blocked | 6 | 31.58 % |
| on goal | 9 | 47.37 % |
| **Shots** | **19** | |
| **Scores** | **2** | |

| | | |
|---|---|---|
| bar | 0 | 0.00 % |
| missed | 4 | 19.05 % |
| blocked | 7 | 33.33 % |
| on goal | 10 | 47.62 % |
| **Shots** | **21** | |
| **Scores** | **2** | |

© by Roman Koller (info@floorballstatistics.ch)

# Shot Statistics

## Switzerland U19

## 3rd Periode

## Finland U19

| | | |
|---|---|---|
| bar | 0 | 0.00 % |
| blocked | 0 | 0.00 % |
| missed | 0 | 0.00 % |
| on goal | 0 | 0.00 % |
| **Shots** | **0** | **0.00 %** |
| **Scores** | **0** | **0.00 %** |

| | | |
|---|---|---|
| bar | 0 | 0.00 % |
| blocked | 0 | 0.00 % |
| missed | 0 | 0.00 % |
| on goal | 0 | 0.00 % |
| **Shots** | **0** | **0.00 %** |
| **Scores** | **0** | **0.00 %** |

| | | |
|---|---|---|
| bar | 0 | 0.00 % |
| blocked | 0 | 0.00 % |
| missed | 0 | 0.00 % |
| on goal | 0 | 0.00 % |
| **Shots** | **0** | **0.00 %** |
| **Scores** | **0** | **0.00 %** |

| | | |
|---|---|---|
| bar | 0 | 0.00 % |
| blocked | 0 | 0.00 % |
| missed | 0 | 0.00 % |
| on goal | 1 | 100.00 % |
| **Shots** | **1** | **11.11 %** |
| **Scores** | **0** | **0.00 %** |

| | | |
|---|---|---|
| bar | 0 | 0.00 % |
| blocked | 1 | 25.00 % |
| missed | 1 | 25.00 % |
| on goal | 2 | 50.00 % |
| **Shots** | **4** | **44.44 %** |
| **Scores** | **0** | **0.00 %** |

| | | |
|---|---|---|
| bar | 0 | 0.00 % |
| blocked | 0 | 0.00 % |
| missed | 1 | 50.00 % |
| on goal | 1 | 50.00 % |
| **Shots** | **2** | **22.22 %** |
| **Scores** | **0** | **0.00 %** |

| | | |
|---|---|---|
| bar | 0 | 0.00 % |
| blocked | 0 | 0.00 % |
| missed | 0 | 0.00 % |
| on goal | 0 | 0.00 % |
| **Shots** | **0** | **0.00 %** |
| **Scores** | **0** | **0.00 %** |

| | | |
|---|---|---|
| bar | 0 | 0.00 % |
| missed | 0 | 0.00 % |
| blocked | 1 | 50.00 % |
| on goal | 1 | 50.00 % |
| **Shots** | **2** | **22.22 %** |
| **Scores** | **1** | **100.00 %** |

| | | |
|---|---|---|
| bar | 0 | 0.00 % |
| blocked | 0 | 0.00 % |
| missed | 0 | 0.00 % |
| on goal | 0 | 0.00 % |
| **Shots** | **0** | **0.00 %** |
| **Scores** | **0** | **0.00 %** |

| | | |
|---|---|---|
| bar | 0 | 0.00 % |
| blocked | 2 | 22.22 % |
| missed | 2 | 22.22 % |
| on goal | 5 | 55.56 % |
| **Shots** | **9** | |
| **Scores** | **1** | |

| | | |
|---|---|---|
| bar | 0 | 0.00 % |
| blocked | 0 | 0.00 % |
| missed | 0 | 0.00 % |
| on goal | 0 | 0.00 % |
| **Shots** | **0** | **0.00 %** |
| **Scores** | **0** | **0.00 %** |

| | | |
|---|---|---|
| bar | 0 | 0.00 % |
| blocked | 1 | 33.33 % |
| missed | 1 | 33.33 % |
| on goal | 1 | 33.33 % |
| **Shots** | **3** | **15.79 %** |
| **Scores** | **0** | **0.00 %** |

| | | |
|---|---|---|
| bar | 0 | 0.00 % |
| blocked | 0 | 0.00 % |
| missed | 0 | 0.00 % |
| on goal | 0 | 0.00 % |
| **Shots** | **0** | **0.00 %** |
| **Scores** | **0** | **0.00 %** |

| | | |
|---|---|---|
| bar | 0 | 0.00 % |
| on goal | 0 | 0.00 % |
| blocked | 1 | 50.00 % |
| missed | 1 | 50.00 % |
| **Shots** | **2** | **10.53 %** |
| **Scores** | **0** | **0.00 %** |

| | | |
|---|---|---|
| bar | 0 | 0.00 % |
| missed | 1 | 10.00 % |
| on goal | 3 | 30.00 % |
| blocked | 6 | 60.00 % |
| **Shots** | **10** | **52.63 %** |
| **Scores** | **1** | **100.00 %** |

| | | |
|---|---|---|
| bar | 0 | 0.00 % |
| blocked | 0 | 0.00 % |
| on goal | 0 | 0.00 % |
| missed | 1 | 100.00 % |
| **Shots** | **1** | **5.26 %** |
| **Scores** | **0** | **0.00 %** |

| | | |
|---|---|---|
| bar | 0 | 0.00 % |
| blocked | 0 | 0.00 % |
| missed | 0 | 0.00 % |
| on goal | 0 | 0.00 % |
| **Shots** | **0** | **0.00 %** |
| **Scores** | **0** | **0.00 %** |

| | | |
|---|---|---|
| bar | 0 | 0.00 % |
| on goal | 0 | 0.00 % |
| missed | 1 | 33.33 % |
| blocked | 2 | 66.67 % |
| **Shots** | **3** | **15.79 %** |
| **Scores** | **0** | **0.00 %** |

| | | |
|---|---|---|
| bar | 0 | 0.00 % |
| blocked | 0 | 0.00 % |
| missed | 0 | 0.00 % |
| on goal | 0 | 0.00 % |
| **Shots** | **0** | **0.00 %** |
| **Scores** | **0** | **0.00 %** |

| | | |
|---|---|---|
| bar | 0 | 0.00 % |
| on goal | 4 | 21.05 % |
| missed | 5 | 26.32 % |
| blocked | 10 | 52.63 % |
| **Shots** | **19** | |
| **Scores** | **1** | |

© by Roman Koller (info@floorballstatistics.ch)

# Attack Statistics

## Switzerland U19

## Overall

## Finland U19

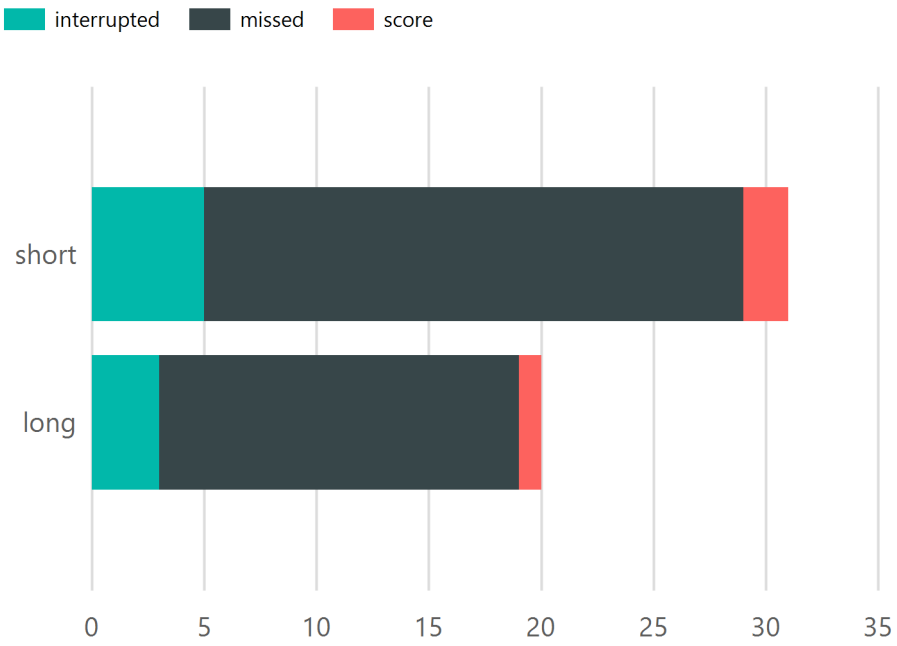


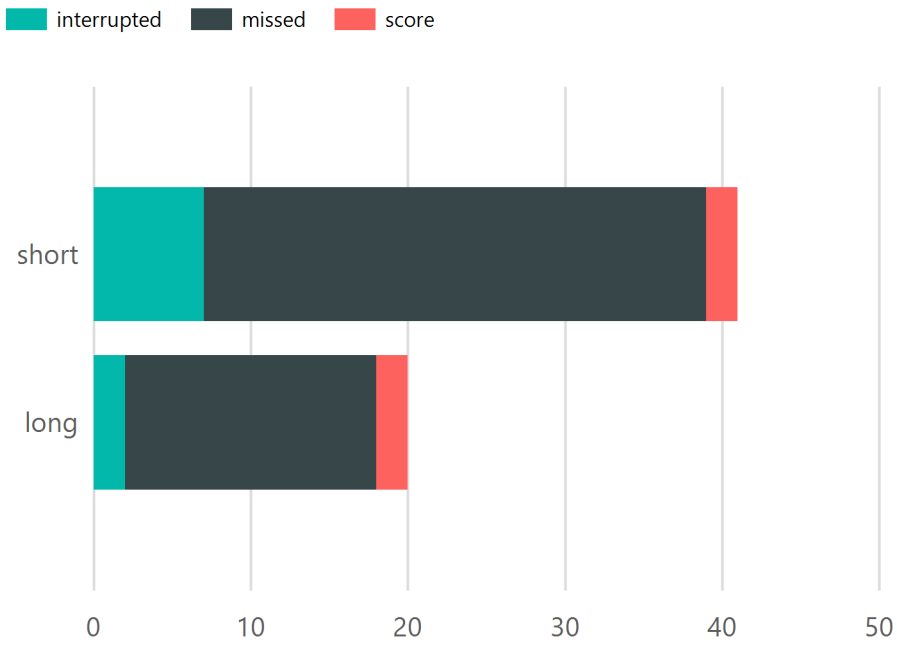


| Attack Type | interrupted | missed | score | Total |
|---|---|---|---|---|
| long | 3 | 16 | 1 | **20** |
| short | 5 | 24 | 2 | **31** |
| **Total** | **8** | **40** | **3** | **51** |

| Attack Type | interrupted | missed | score | Total |
|---|---|---|---|---|
| long | 2 | 16 | 2 | **20** |
| short | 7 | 32 | 2 | **41** |
| **Total** | **9** | **48** | **4** | **61** |

## Switzerland U19

## 1st Periode

## Finland U19

© by Roman Koller (info@floorballstatistics.ch)

# Attack Statistics

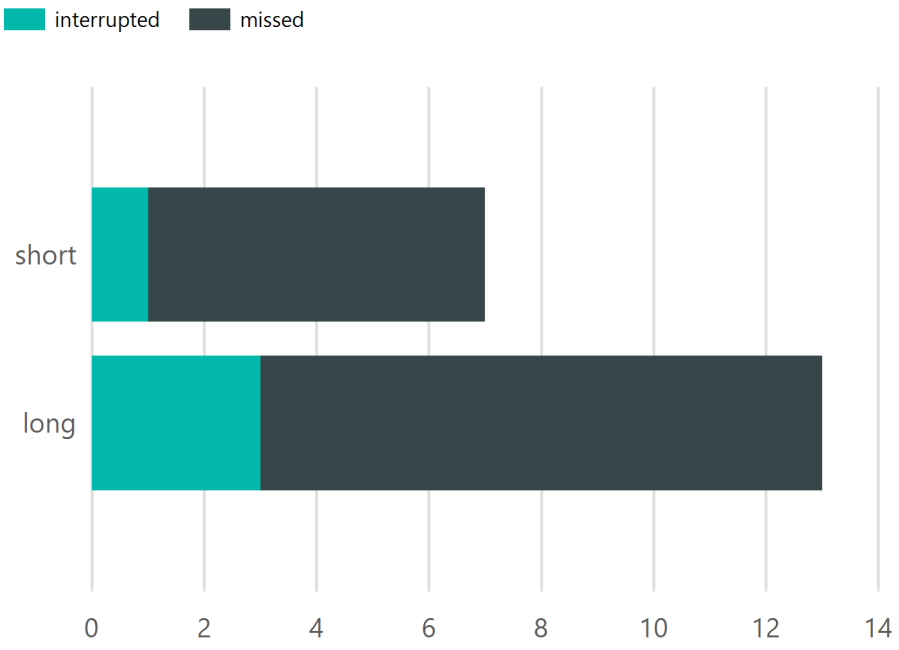


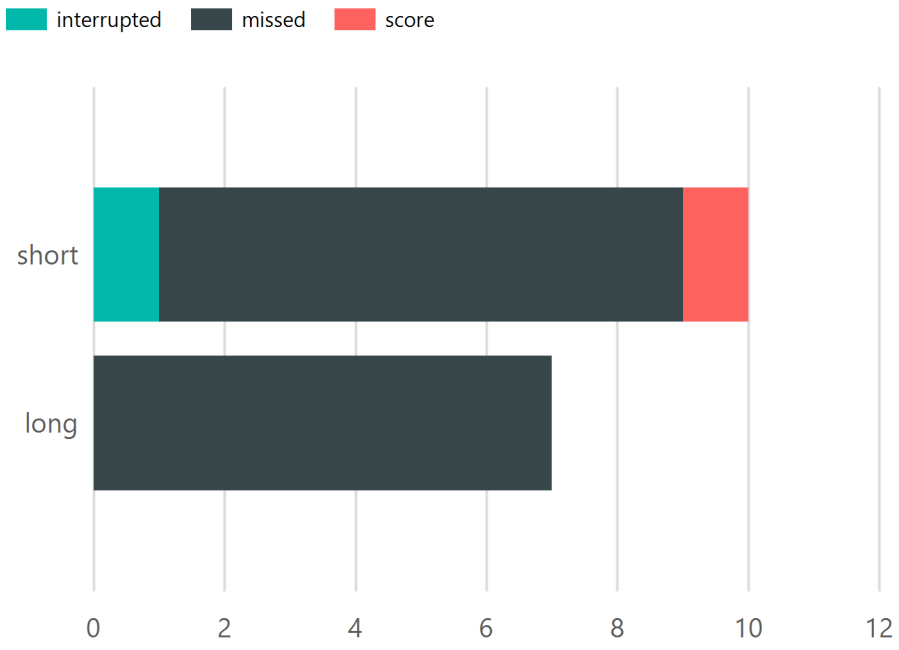


| Attack Type | interrupted | missed | Total |
|---|---|---|---|
| long | 3 | 10 | **13** |
| short | 1 | 6 | **7** |
| **Total** | **4** | **16** | **20** |

| Attack Type | interrupted | missed | score | Total |
|---|---|---|---|---|
| long | 0 | 7 | 0 | **7** |
| short | 1 | 8 | 1 | **10** |
| **Total** | **1** | **15** | **1** | **17** |

**Switzerland U19**

**2nd Periode**

**Finland U19**

© by Roman Koller (info@floorballstatistics.ch)

# Attack Statistics

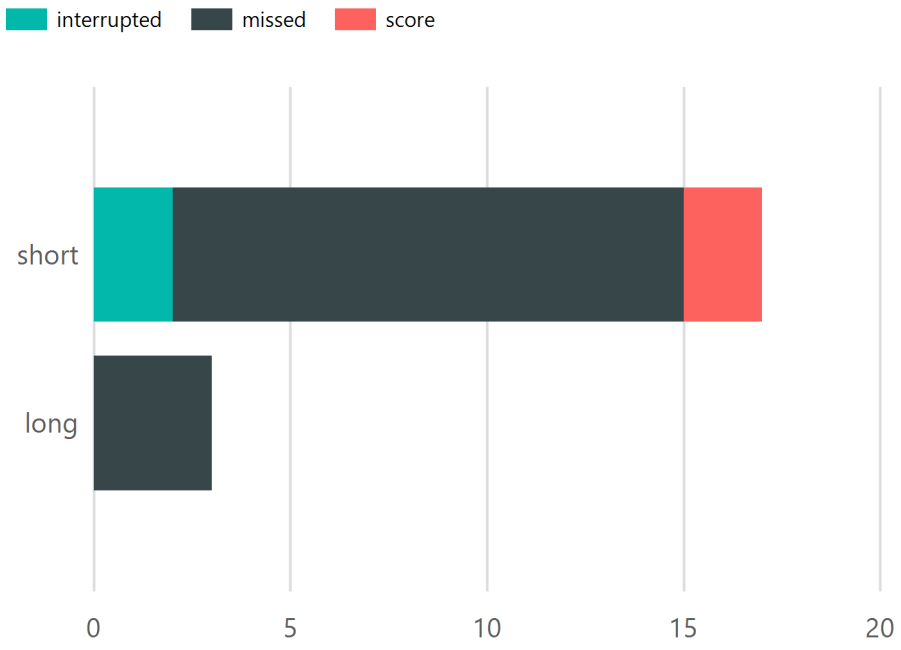


| Attack Type | interrupted | missed | score | Total |
|---|---|---|---|---|
| long | 0 | 3 | 0 | **3** |
| short | 2 | 13 | 2 | **17** |
| **Total** | **2** | **16** | **2** | **20** |

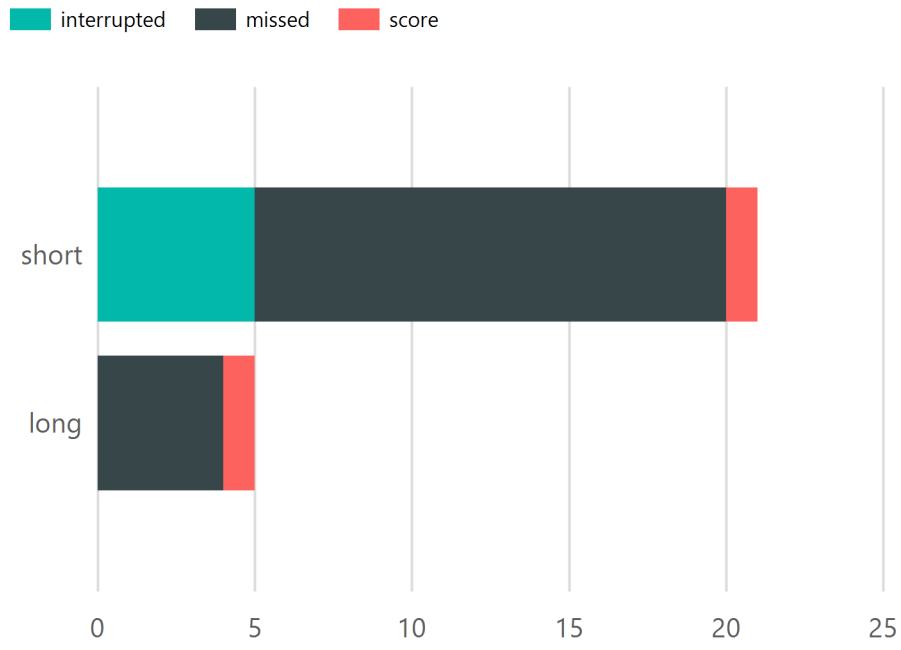


| Attack Type | interrupted | missed | score | Total |
|---|---|---|---|---|
| long | 0 | 4 | 1 | **5** |
| short | 5 | 15 | 1 | **21** |
| **Total** | **5** | **19** | **2** | **26** |

**Switzerland U19**

**3rd Periode**

**Finland U19**

© by Roman Koller (info@floorballstatistics.ch)

# Attack Statistics

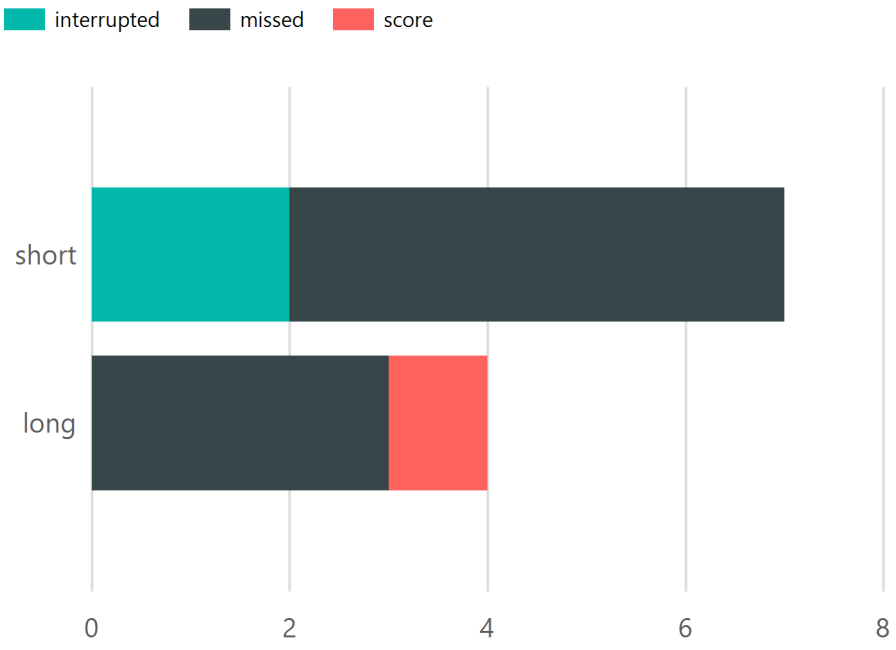


| Attack Type | interrupted | missed | score | Total |
|---|---|---|---|---|
| long | 0 | 3 | 1 | **4** |
| short | 2 | 5 | 0 | **7** |
| **Total** | **2** | **8** | **1** | **11** |

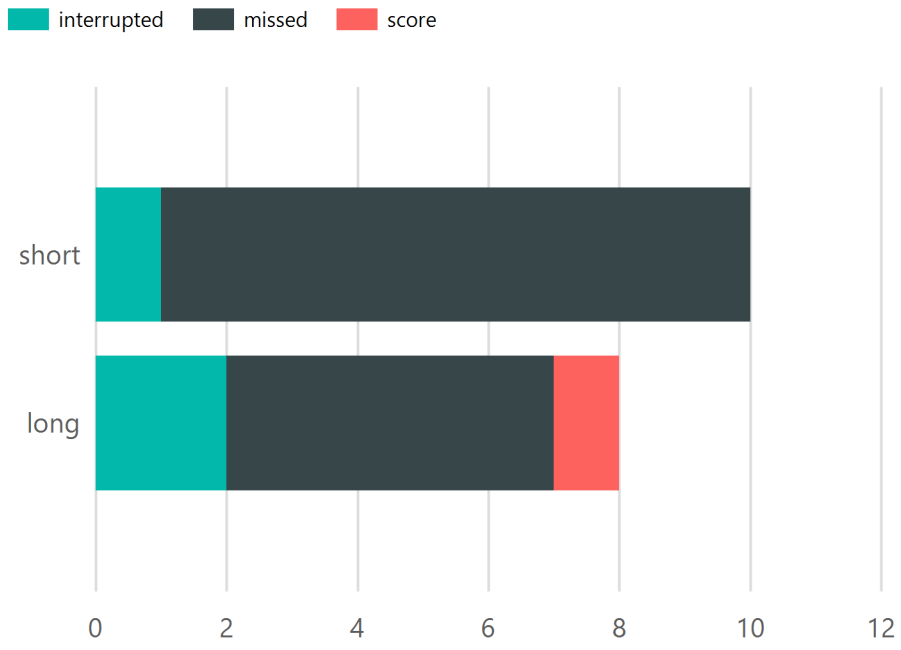


| Attack Type | interrupted | missed | score | Total |
|---|---|---|---|---|
| long | 2 | 5 | 1 | **8** |
| short | 1 | 9 | 0 | **10** |
| **Total** | **3** | **14** | **1** | **18** |

© by Roman Koller (info@floorballstatistics.ch)

# Attack Statistics

## Switzerland U19

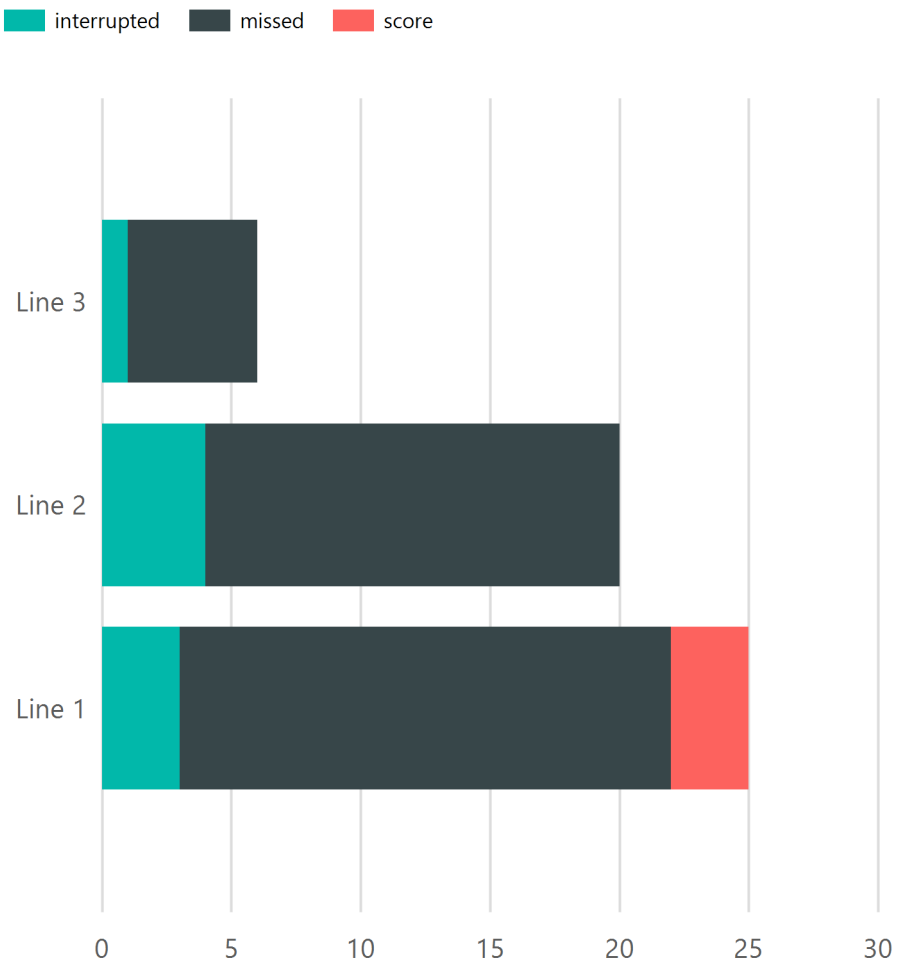


## Overall

| Players involved | interrupted | missed | score | Total |
|---|---|---|---|---|
| Line 3 | 1 | 5 | 0 | **6** |
| Line 1 | 3 | 19 | 3 | **25** |
| Line 2 | 4 | 16 | 0 | **20** |
| **Total** | **8** | **40** | **3** | **51** |

© by Roman Koller (info@floorballstatistics.ch)

# Attack Statistics

## Overall

## Finland U19

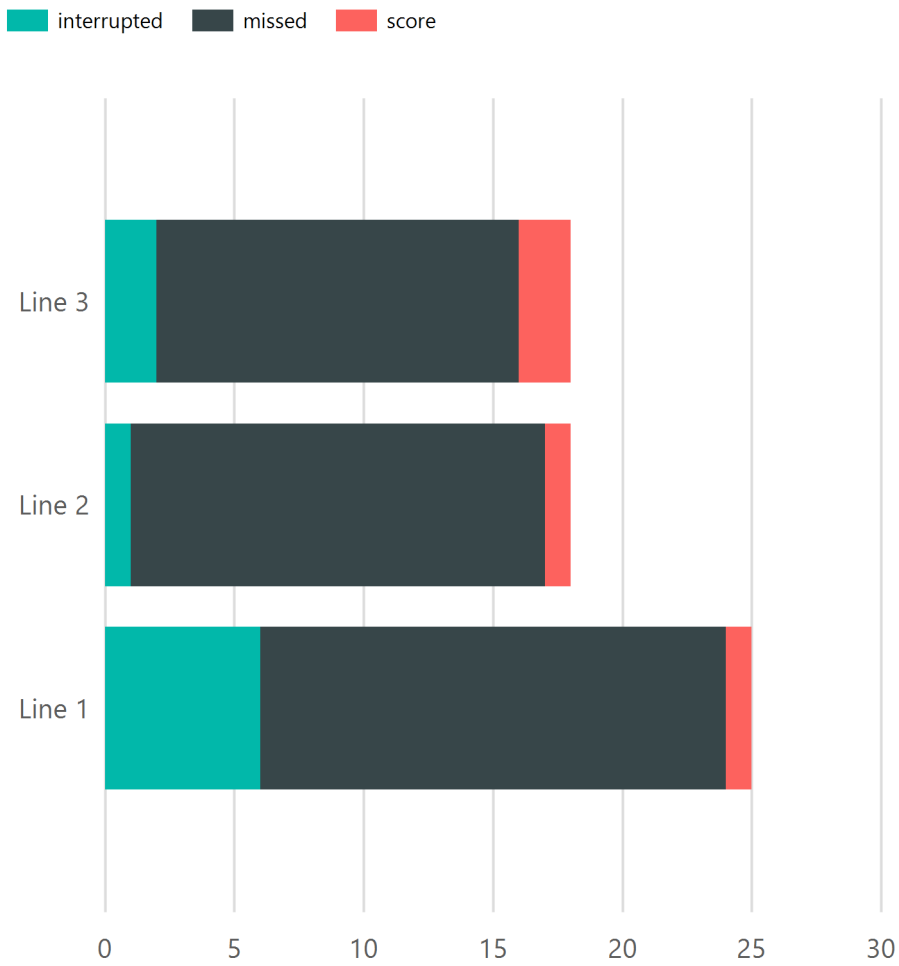


| Players involved | interrupted | missed | score | Total |
|---|---|---|---|---|
| Line 1 | 6 | 18 | 1 | **25** |
| Line 2 | 1 | 16 | 1 | **18** |
| Line 3 | 2 | 14 | 2 | **18** |
| **Total** | **9** | **48** | **4** | **61** |

© by Roman Koller (info@floorballstatistics.ch)

# Attack Statistics



## Switzerland U19

## 1st Periode

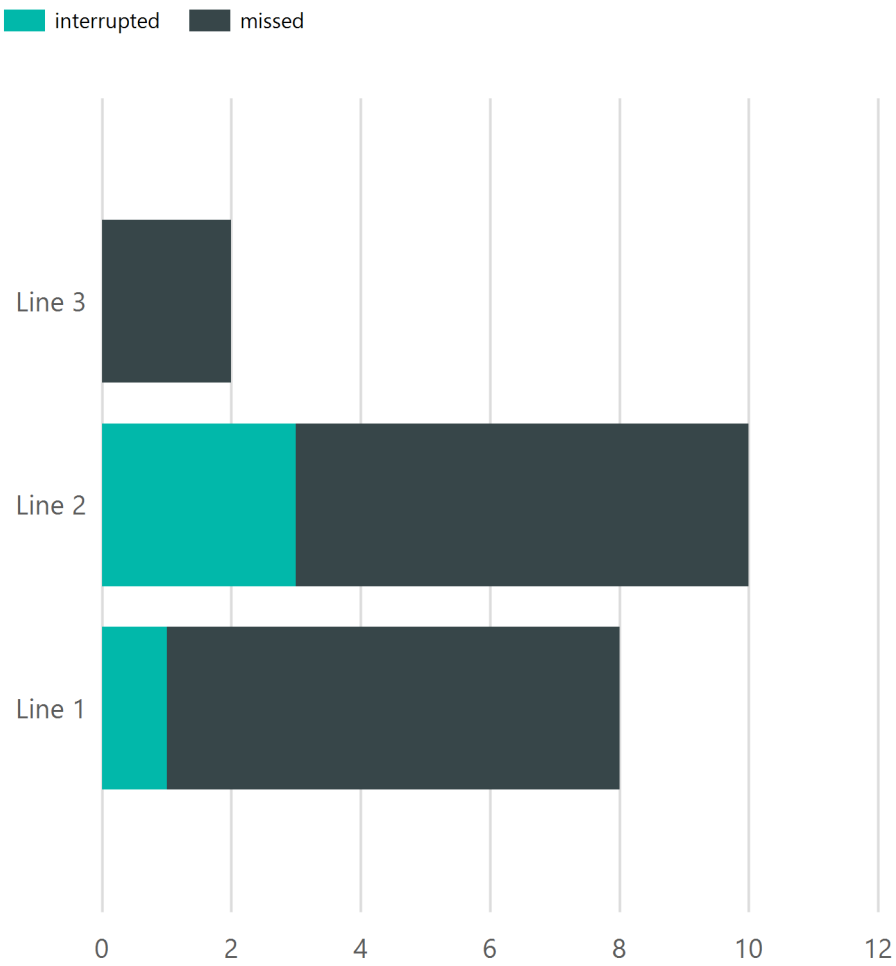


| Players involved | interrupted | missed | Total |
|---|---|---|---|
| Line 3 | 0 | 2 | **2** |
| Line 1 | 1 | 7 | **8** |
| Line 2 | 3 | 7 | **10** |
| **Total** | **4** | **16** | **20** |

© by Roman Koller (info@floorballstatistics.ch)

# Attack Statistics

## 1st Periode

## Finland U19

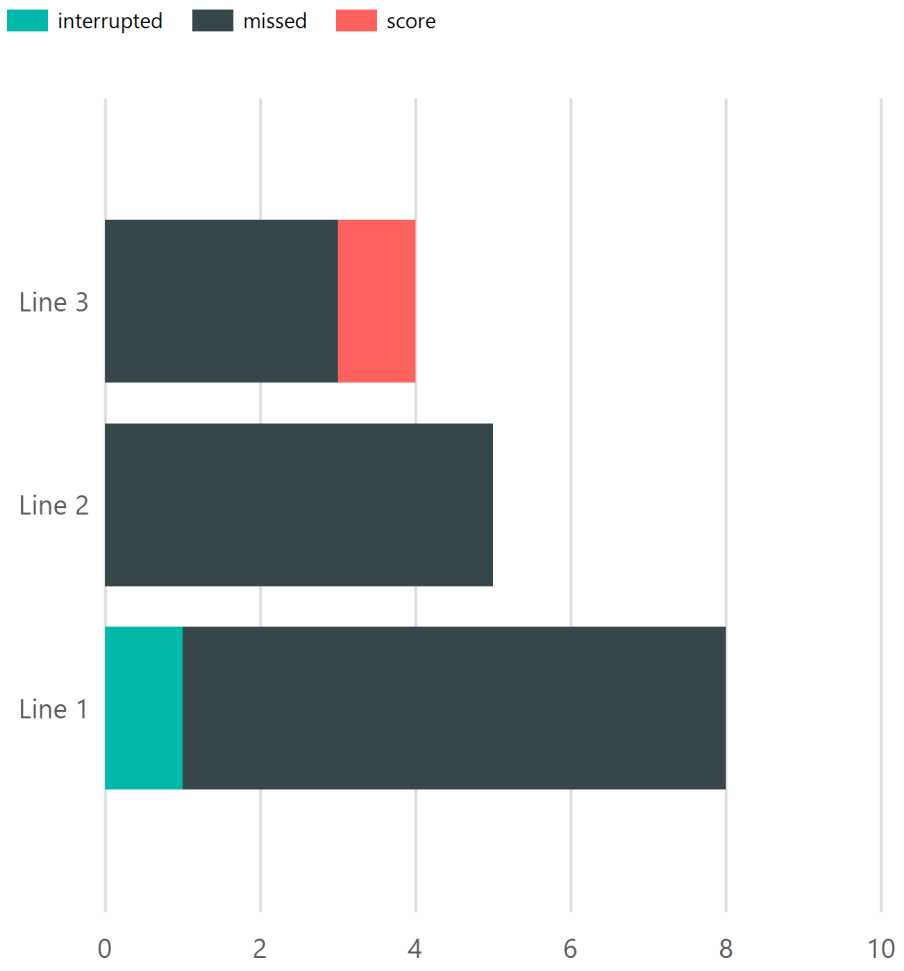


| Players involved | interrupted | missed | score | Total |
|---|---|---|---|---|
| Line 1 | 1 | 7 | 0 | **8** |
| Line 2 | 0 | 5 | 0 | **5** |
| Line 3 | 0 | 3 | 1 | **4** |
| **Total** | **1** | **15** | **1** | **17** |

© by Roman Koller (info@floorballstatistics.ch)

# Attack Statistics



## Switzerland U19

## 2nd Periode

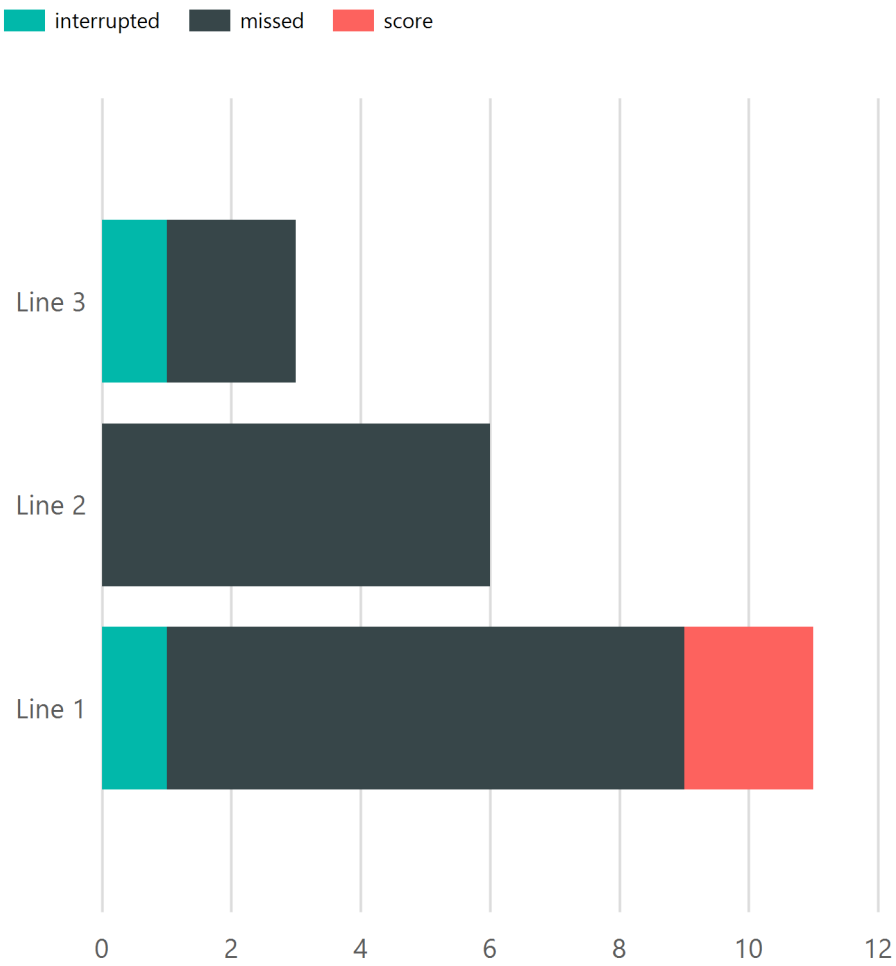


| Players involved | interrupted | missed | score | Total |
|---|---|---|---|---|
| Line 2 | 0 | 6 | 0 | **6** |
| Line 1 | 1 | 8 | 2 | **11** |
| Line 3 | 1 | 2 | 0 | **3** |
| **Total** | **2** | **16** | **2** | **20** |

© by Roman Koller (info@floorballstatistics.ch)

# Attack Statistics

## 2nd Periode

## Finland U19

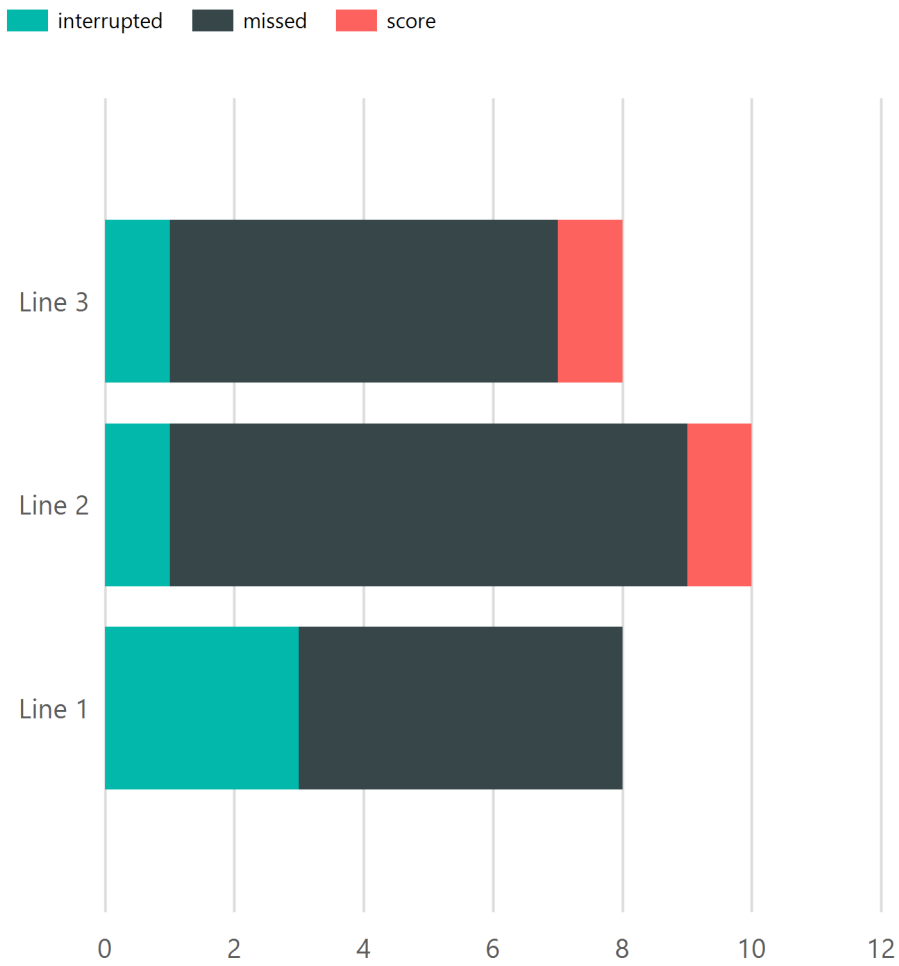


| Players involved | interrupted | missed | score | Total |
|---|---|---|---|---|
| Line 2 | 1 | 8 | 1 | **10** |
| Line 3 | 1 | 6 | 1 | **8** |
| Line 1 | 3 | 5 | 0 | **8** |
| **Total** | **5** | **19** | **2** | **26** |

© by Roman Koller (info@floorballstatistics.ch)

# Attack Statistics



## Switzerland U19

## 3rd Periode

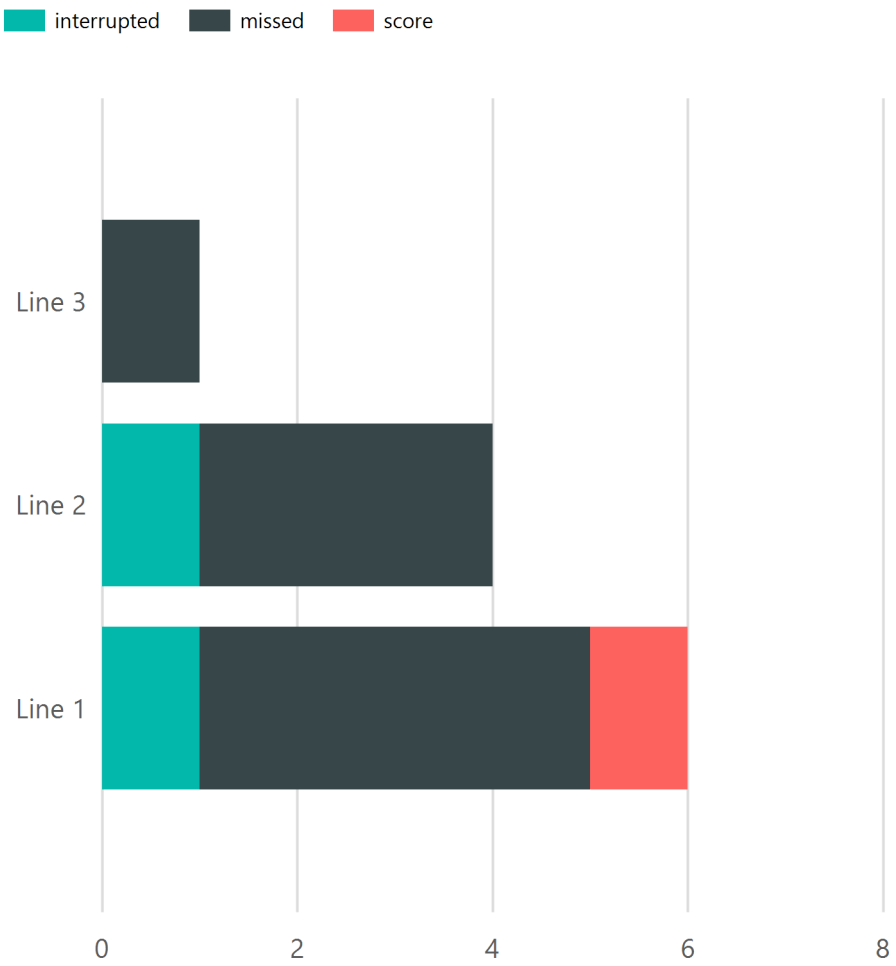


| Players involved | interrupted | missed | score | Total |
|---|---|---|---|---|
| Line 2 | 1 | 3 | 0 | **4** |
| Line 1 | 1 | 4 | 1 | **6** |
| Line 3 | 0 | 1 | 0 | **1** |
| **Total** | **2** | **8** | **1** | **11** |

© by Roman Koller (info@floorballstatistics.ch)

# Attack Statistics

## 3rd Periode

## Finland U19

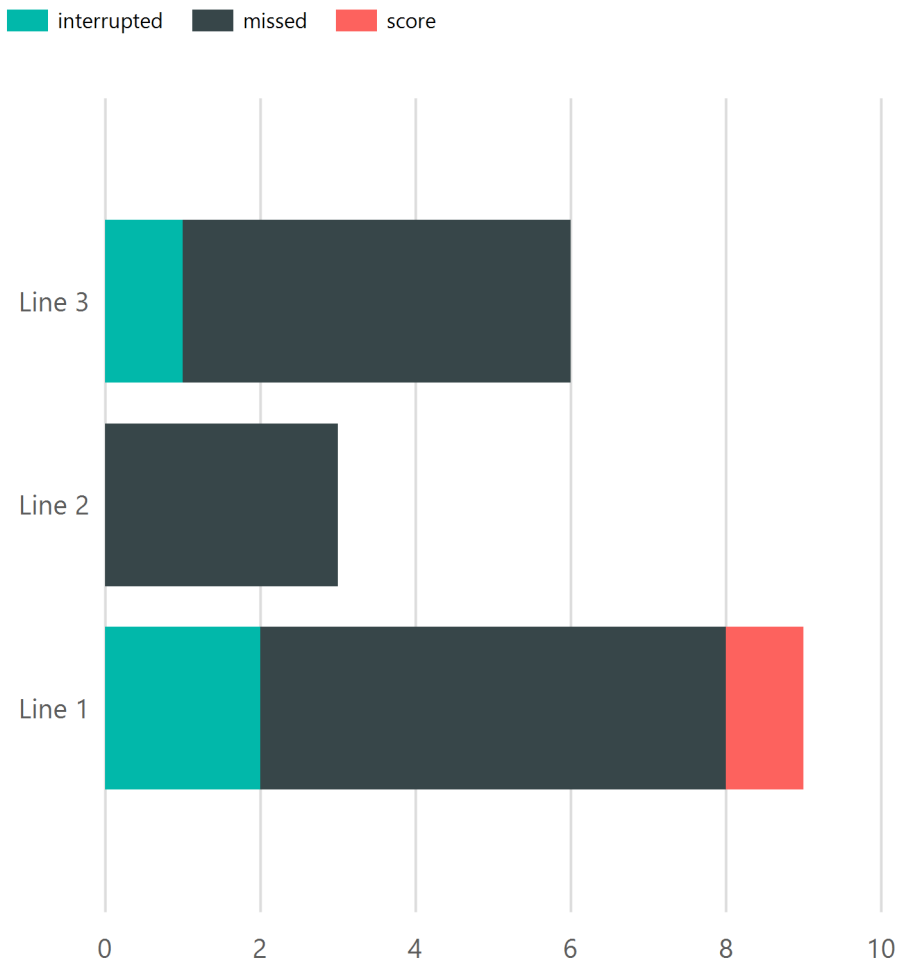


| Players involved | interrupted | missed | score | Total |
|---|---|---|---|---|
| Line 1 | 2 | 6 | 1 | **9** |
| Line 3 | 1 | 5 | 0 | **6** |
| Line 2 | 0 | 3 | 0 | **3** |
| **Total** | **3** | **14** | **1** | **18** |

© by Roman Koller (info@floorballstatistics.ch)

# U19-EFT 2025

# Game Statistics

October 19, 2025 / 09:30

vs

# Game Statistics

## Possession

**1st Periode**

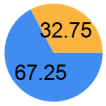


**2nd Periode**

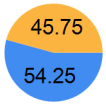


**3rd Periode**

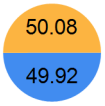


No Data Available

**Overall**

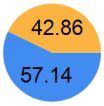


| | Sweden U19 | Finland U19 |
|---|---|---|
| | **6** | **5** ps. |
| **1st** | 0 | 2 |
| **2nd** | 1 | 1 |
| **3rd** | 4 | 2 |
| **ET** | 0 | 0 |

**Penalty Shootout**

| | | | | | | | | | | | | | | | | | | | | | | | | | | | | | | |
|---|---|---|---|---|---|---|---|---|---|---|---|---|---|---|---|---|---|---|---|---|---|---|---|---|---|---|---|---|---|---|
| | | | | | | | | | | 7 | 21 | 23 | 16 | 24 | 17 | 11 | 6 | 8 | 13 | | | | | | | | | | | |

## Shots statistics

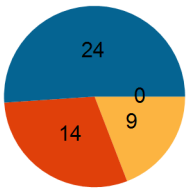


| | 1st | 2nd | 3rd | ET | Total |
|---|---|---|---|---|---|
| bar | 0 | 0 | 0 | 0 | **0** |
| blocked | 2 | 4 | 3 | 0 | **9** |
| missed | 2 | 5 | 7 | 0 | **14** |
| on goal | 8 | 6 | 10 | 0 | **24** |
| | **12** | **15** | **20** | **0** | **47** |

| | | | | |
|---|---|---|---|---|
| Precision (%) | 66.67 | 40.00 | 50.00 | **51.06** |
| Efficiency (%) | 0.00 | 16.67 | 40.00 | **20.83** |

## Shots statistics

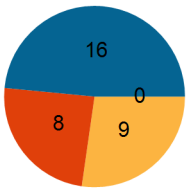


| | 1st | 2nd | 3rd | ET | Total |
|---|---|---|---|---|---|
| bar | 0 | 0 | 0 | 0 | **0** |
| blocked | 6 | 3 | 0 | 0 | **9** |
| missed | 3 | 1 | 4 | 0 | **8** |
| on goal | 4 | 5 | 7 | 0 | **16** |
| | **13** | **9** | **11** | **0** | **33** |

| | | | | |
|---|---|---|---|---|
| Precision (%) | 30.77 | 55.56 | 63.64 | **48.48** |
| Efficiency (%) | 50.00 | 20.00 | 28.57 | **31.25** |

## Goalkeeper statistic

| | 1 Isa Böcker | |
|---|---|---|
| | Shots | Saves |
| **1st** | 3 | 1 |
| | 33.33% | |
| **2nd** | 5 | 4 |
| | 80.00% | |
| **3rd** | 7 | 5 |
| | 71.43% | |
| **ET** | 0 | 0 |
| | NaN | |
| **Total** | **15** | **10** |
| | **66.67%** | |

## Goalkeeper statistic

| | 55 Vilhelmina Niemelä | | 54 Tiia Liuski | |
|---|---|---|---|---|
| | Shots | Saves | Shots | Saves |
| **1st** | 6 | 6 | 0 | 0 |
| | 100.00% | | NaN | |
| **2nd** | 6 | 5 | 0 | 0 |
| | 83.33% | | NaN | |
| **3rd** | 0 | 0 | 10 | 6 |
| | NaN | | 60.00% | |
| **ET** | 0 | 0 | 0 | 0 |
| | NaN | | NaN | |
| **Total** | **12** | **11** | **10** | **6** |
| | **91.67%** | | **60.00%** | |

## Penaltytime statistics

| | 1st | 2nd | 3rd | Total | Goals |
|---|---|---|---|---|---|
| Power play | 00:00 | 00:00 | 04:44 | 04:44 | 1 |
| Box Play | 04:09 | 01:11 | 00:00 | 05:20 | 0 |

## Penaltytime statistics

| | 1st | 2nd | 3rd | Total | Goals |
|---|---|---|---|---|---|
| Power play | 04:09 | 01:11 | 00:00 | 05:20 | 1 |
| Box Play | 00:00 | 00:00 | 04:44 | 04:44 | 0 |

© by Roman Koller (info@floorballstatistics.ch)

# Game Statistics

## Game history

### 1st Periode

| Time | Result | Team | Special Situation | # | Player | # | Assist | Speed |
|---|---|---|---|---|---|---|---|---|
| 12:07 | | Sweden U19 | 2' Dangerous play | 5 | Alice Åberg | | | |
| 14:07 | | Sweden U19 | 2' Dangerous play | 5 | Alice Åberg | | | |
| 15:27 | 0-2 | Finland U19 | PowerPlay | 7 | Oona Hirsimäki | 2 | Pinja Koivumäki | 0.00 |
| 19:11 | | Sweden U19 | 2' Incorrect pushing | 16 | Emellie Gharaei | | | |
| 9:29 | 0-1 | Finland U19 | | 5 | Aada Honkuri | 7 | Oona Hirsimäki | 0.00 |

### 2nd Periode

| Time | Result | Team | Special Situation | # | Player | # | Assist | Speed |
|---|---|---|---|---|---|---|---|---|
| 24:49 | 0-3 | Finland U19 | | 5 | Aada Honkuri | 7 | Oona Hirsimäki | 0.00 |
| 30:34 | 1-3 | Sweden U19 | | 23 | Elvira Hagström | | | 0.00 |

### 3rd Periode

| Time | Result | Team | Special Situation | # | Player | # | Assist | Speed |
|---|---|---|---|---|---|---|---|---|
| 40:34 | | Finland U19 | Penalty Shot | 19 | Zara Gauffin-Kauste | | | |
| 40:34 | 2-3 | Sweden U19 | Penalty Shot | 24 | Elin Wadell | | | 0.00 |
| 41:46 | 3-3 | Sweden U19 | | 7 | Alva Pettersson | 21 | Ellen Hedberg | 0.00 |
| 43:02 | 3-4 | Finland U19 | | 22 | Minea Kärki | 11 | Natalie Sandström | 0.00 |
| 47:14 | | Finland U19 | 2' Incorrect substitution | 14 | Kiira-Karoliina Vahlman | | | |
| 51:21 | | Finland U19 | Penalty Shot | 18 | Jenna Potinoja | | | |
| 51:21 | 4-4 | Sweden U19 | Penalty Shot | 24 | Elin Wadell | | | 0.00 |
| 57:25 | | Finland U19 | 2' Incorrect pushing | 6 | Ella Virtanen | | | |
| 58:02 | | Finland U19 | 2' Incorrect substitution | 2 | Pinja Koivumäki | | | |
| 58:11 | 5-4 | Sweden U19 | PowerPlay | 21 | Ellen Hedberg | 24 | Elin Wadell | 0.00 |
| 59:58 | 5-5 | Finland U19 | without Goalkeeper | 14 | Kiira-Karoliina Vahlman | 7 | Oona Hirsimäki | 0.00 |

### Penalty Shootout

| Time | Result | Team | Special Situation | # | Player | # | Assist | Speed |
|---|---|---|---|---|---|---|---|---|
| | 1-0 | Sweden U19 | scored | 24 | Elin Wadell | | | 0.00 |
| | 1-0 | Finland U19 | missed | 17 | Elsa Holopainen | | | 0.00 |
| | 1-0 | Sweden U19 | missed | 16 | Emellie Gharaei | | | 0.00 |
| | 1-0 | Finland U19 | missed | 11 | Natalie Sandström | | | 0.00 |
| | 1-0 | Sweden U19 | missed | 23 | Elvira Hagström | | | 0.00 |
| | 1-1 | Finland U19 | scored | 6 | Ella Virtanen | | | 0.00 |
| | 2-1 | Sweden U19 | scored | 21 | Ellen Hedberg | | | 0.00 |
| | 2-1 | Finland U19 | missed | 8 | Janella Järvinen | | | 0.00 |
| | 2-1 | Sweden U19 | missed | 7 | Alva Pettersson | | | 0.00 |
| | 2-1 | Finland U19 | missed | 13 | Aino-Maisa Järvenpää | | | 0.00 |

© by Roman Koller (info@floorballstatistics.ch)

# Game Statistics

| Sweden U19 | Plus/Minus | | | Shots | | | | Goals | | |
|---|---|---|---|---|---|---|---|---|---|---|
| **Player** | + | - | balance | Total | on Goal | % on Goal | Efficiency (%) | scored | Assists | in % |
| 3 Nässén Elvira | 0 | 0 | 0 | 1 | 1 | 100.00 | 0.00 | 0 | 0 | 0.00 |
| 5 Åberg Alice | 0 | 0 | 0 | 1 | 1 | 100.00 | 0.00 | 0 | 0 | 0.00 |
| 7 Pettersson Alva | 0 | 0 | 0 | 9 | 4 | 44.44 | 25.00 | 1 | 0 | 20.00 |
| 10 Björkborg Thea | 0 | 0 | 0 | 1 | 1 | 100.00 | 0.00 | 0 | 0 | 0.00 |
| 11 Lindgren Jonna | 0 | 0 | 0 | 2 | 2 | 100.00 | 0.00 | 0 | 0 | 0.00 |
| 12 Gunnarsson Elsa | 0 | 0 | 0 | 2 | 1 | 50.00 | 0.00 | 0 | 0 | 0.00 |
| 14 Lindvall Lisa | 0 | 0 | 0 | 1 | 0 | 0.00 | 0.00 | 0 | 0 | 0.00 |
| 15 Pettersson Moa | 0 | 0 | 0 | 2 | 1 | 50.00 | 0.00 | 0 | 0 | 0.00 |
| 16 Gharaei Emellie | 0 | 0 | 0 | 4 | 1 | 25.00 | 0.00 | 0 | 0 | 0.00 |
| 18 Karlsson Johansson Dessie | 0 | 0 | 0 | 0 | 0 | 0.00 | 0.00 | 0 | 0 | 0.00 |
| 19 Andersson Judith | 0 | 0 | 0 | 5 | 1 | 20.00 | 0.00 | 0 | 0 | 0.00 |
| 20 Schill Esther | 0 | 0 | 0 | 0 | 0 | 0.00 | 0.00 | 0 | 0 | 0.00 |
| 21 Hedberg Ellen | 0 | 0 | 0 | 6 | 4 | 66.67 | 25.00 | 1 | 1 | 20.00 |
| 22 Ulriksson Mikaela | 0 | 0 | 0 | 2 | 2 | 100.00 | 0.00 | 0 | 0 | 0.00 |
| 23 Hagström Elvira | 0 | 0 | 0 | 4 | 2 | 50.00 | 50.00 | 1 | 0 | 20.00 |
| 24 Wadell Elin | 0 | 0 | 0 | 7 | 3 | 42.86 | 66.67 | 2 | 1 | 40.00 |
| 25 Alexander Meja | 0 | 0 | 0 | 0 | 0 | 0.00 | 0.00 | 0 | 0 | 0.00 |
| 29 Leo Filippa | 0 | 0 | 0 | 0 | 0 | 0.00 | 0.00 | 0 | 0 | 0.00 |
| | 0 | 0 | | **47** | **24** | **51.06** | **20.83** | | | |

| Finland U19 | Plus/Minus | | | Shots | | | | Goals | | |
|---|---|---|---|---|---|---|---|---|---|---|
| **Player** | + | - | balance | Total | on Goal | % on Goal | Efficiency (%) | scored | Assists | in % |
| 2 Koivumäki Pinja | 0 | 0 | 0 | 0 | 0 | 0.00 | 0.00 | 0 | 1 | 0.00 |
| 3 Kainulainen Siiri | 0 | 0 | 0 | 1 | 0 | 0.00 | 0.00 | 0 | 0 | 0.00 |
| 5 Honkuri Aada | 0 | 0 | 0 | 3 | 2 | 66.67 | 100.00 | 2 | 0 | 40.00 |
| 6 Virtanen Ella | 0 | 0 | 0 | 1 | 0 | 0.00 | 0.00 | 0 | 0 | 0.00 |
| 7 Hirsimäki Oona | 0 | 0 | 0 | 3 | 2 | 66.67 | 50.00 | 1 | 3 | 20.00 |
| 8 Järvinen Janella | 0 | 0 | 0 | 2 | 1 | 50.00 | 0.00 | 0 | 0 | 0.00 |
| 9 Kuutniemi Vilja | 0 | 0 | 0 | 2 | 0 | 0.00 | 0.00 | 0 | 0 | 0.00 |
| 10 Kaisti Leea | 0 | 0 | 0 | 0 | 0 | 0.00 | 0.00 | 0 | 0 | 0.00 |
| 11 Sandström Natalie | 0 | 0 | 0 | 3 | 0 | 0.00 | 0.00 | 0 | 1 | 0.00 |
| 13 Järvenpää Aino-Maisa | 0 | 0 | 0 | 1 | 1 | 100.00 | 0.00 | 0 | 0 | 0.00 |
| 14 Vahlman Kiira-Karoliina | 0 | 0 | 0 | 6 | 4 | 66.67 | 25.00 | 1 | 0 | 20.00 |
| 17 Holopainen Elsa | 0 | 0 | 0 | 3 | 1 | 33.33 | 0.00 | 0 | 0 | 0.00 |
| 18 Potinoja Jenna | 0 | 0 | 0 | 1 | 1 | 100.00 | 0.00 | 0 | 0 | 0.00 |
| 19 Gauffin-Kauste Zara | 0 | 0 | 0 | 4 | 3 | 75.00 | 0.00 | 0 | 0 | 0.00 |
| 21 Rinne Neea | 0 | 0 | 0 | 1 | 0 | 0.00 | 0.00 | 0 | 0 | 0.00 |
| 22 Kärki Minea | 0 | 0 | 0 | 2 | 1 | 50.00 | 100.00 | 1 | 0 | 20.00 |
| | 0 | 0 | | **33** | **16** | **48.48** | **31.25** | | | |

© by Roman Koller (info@floorballstatistics.ch)

# Shot Statistics

## Sweden U19

## Overall

## Finland U19

| | | |
|---|---|---|
| bar | 0 | 0.00 % |
| blocked | 0 | 0.00 % |
| missed | 0 | 0.00 % |
| on goal | 0 | 0.00 % |
| **Shots** | **0** | **0.00 %** |
| **Scores** | **0** | **0.00 %** |

| | | |
|---|---|---|
| bar | 0 | 0.00 % |
| blocked | 0 | 0.00 % |
| missed | 3 | 27.27 % |
| on goal | 8 | 72.73 % |
| **Shots** | **11** | **23.40 %** |
| **Scores** | **1** | **20.00 %** |

| | | |
|---|---|---|
| bar | 0 | 0.00 % |
| blocked | 0 | 0.00 % |
| missed | 0 | 0.00 % |
| on goal | 0 | 0.00 % |
| **Shots** | **0** | **0.00 %** |
| **Scores** | **0** | **0.00 %** |

| | | |
|---|---|---|
| bar | 0 | 0.00 % |
| blocked | 0 | 0.00 % |
| missed | 0 | 0.00 % |
| on goal | 0 | 0.00 % |
| **Shots** | **0** | **0.00 %** |
| **Scores** | **0** | **0.00 %** |

| | | |
|---|---|---|
| bar | 0 | 0.00 % |
| blocked | 0 | 0.00 % |
| missed | 0 | 0.00 % |
| on goal | 0 | 0.00 % |
| **Shots** | **0** | **0.00 %** |
| **Scores** | **0** | **0.00 %** |

| | | |
|---|---|---|
| bar | 0 | 0.00 % |
| blocked | 0 | 0.00 % |
| on goal | 0 | 0.00 % |
| missed | 1 | 100.00 % |
| **Shots** | **1** | **3.03 %** |
| **Scores** | **0** | **0.00 %** |

| | | |
|---|---|---|
| bar | 0 | 0.00 % |
| blocked | 2 | 20.00 % |
| missed | 2 | 20.00 % |
| on goal | 6 | 60.00 % |
| **Shots** | **10** | **21.28 %** |
| **Scores** | **2** | **40.00 %** |

| | | |
|---|---|---|
| bar | 0 | 0.00 % |
| missed | 4 | 26.67 % |
| blocked | 5 | 33.33 % |
| on goal | 6 | 40.00 % |
| **Shots** | **15** | **31.91 %** |
| **Scores** | **2** | **40.00 %** |

| | | |
|---|---|---|
| bar | 0 | 0.00 % |
| blocked | 2 | 22.22 % |
| on goal | 3 | 33.33 % |
| missed | 4 | 44.44 % |
| **Shots** | **9** | **19.15 %** |
| **Scores** | **0** | **0.00 %** |

| | | |
|---|---|---|
| bar | 0 | 0.00 % |
| missed | 2 | 22.22 % |
| on goal | 3 | 33.33 % |
| blocked | 4 | 44.44 % |
| **Shots** | **9** | **27.27 %** |
| **Scores** | **0** | **0.00 %** |

| | | |
|---|---|---|
| bar | 0 | 0.00 % |
| blocked | 1 | 14.29 % |
| missed | 1 | 14.29 % |
| on goal | 5 | 71.43 % |
| **Shots** | **7** | **21.21 %** |
| **Scores** | **1** | **20.00 %** |

| | | |
|---|---|---|
| bar | 0 | 0.00 % |
| missed | 1 | 25.00 % |
| on goal | 1 | 25.00 % |
| blocked | 2 | 50.00 % |
| **Shots** | **4** | **12.12 %** |
| **Scores** | **1** | **20.00 %** |

| | | |
|---|---|---|
| bar | 0 | 0.00 % |
| blocked | 0 | 0.00 % |
| missed | 0 | 0.00 % |
| on goal | 0 | 0.00 % |
| **Shots** | **0** | **0.00 %** |
| **Scores** | **0** | **0.00 %** |

| | | |
|---|---|---|
| bar | 0 | 0.00 % |
| blocked | 0 | 0.00 % |
| missed | 1 | 50.00 % |
| on goal | 1 | 50.00 % |
| **Shots** | **2** | **4.26 %** |
| **Scores** | **0** | **0.00 %** |

| | | |
|---|---|---|
| bar | 0 | 0.00 % |
| blocked | 0 | 0.00 % |
| missed | 0 | 0.00 % |
| on goal | 0 | 0.00 % |
| **Shots** | **0** | **0.00 %** |
| **Scores** | **0** | **0.00 %** |

| | | |
|---|---|---|
| bar | 0 | 0.00 % |
| blocked | 0 | 0.00 % |
| missed | 0 | 0.00 % |
| on goal | 1 | 100.00 % |
| **Shots** | **1** | **3.03 %** |
| **Scores** | **0** | **0.00 %** |

| | | |
|---|---|---|
| bar | 0 | 0.00 % |
| blocked | 1 | 16.67 % |
| on goal | 2 | 33.33 % |
| missed | 3 | 50.00 % |
| **Shots** | **6** | **18.18 %** |
| **Scores** | **1** | **20.00 %** |

| | | |
|---|---|---|
| bar | 0 | 0.00 % |
| missed | 0 | 0.00 % |
| blocked | 1 | 50.00 % |
| on goal | 1 | 50.00 % |
| **Shots** | **2** | **6.06 %** |
| **Scores** | **1** | **20.00 %** |

| | | |
|---|---|---|
| bar | 0 | 0.00 % |
| blocked | 9 | 19.15 % |
| missed | 14 | 29.79 % |
| on goal | 24 | 51.06 % |
| **Shots** | **47** | |
| **Scores** | **5** | |

| | | |
|---|---|---|
| bar | 0 | 0.00 % |
| missed | 8 | 24.24 % |
| blocked | 9 | 27.27 % |
| on goal | 16 | 48.48 % |
| **Shots** | **33** | |
| **Scores** | **5** | |

© by Roman Koller (info@floorballstatistics.ch)

# Shot Statistics

## Sweden U19

## 1st Periode

## Finland U19

| | | |
|---|---|---|
| bar | 0 | 0.00 % |
| blocked | 0 | 0.00 % |
| missed | 0 | 0.00 % |
| on goal | 0 | 0.00 % |
| **Shots** | **0** | **0.00 %** |
| **Scores** | **0** | **0.00 %** |

| | | |
|---|---|---|
| bar | 0 | 0.00 % |
| blocked | 0 | 0.00 % |
| missed | 0 | 0.00 % |
| on goal | 4 | 100.00 % |
| **Shots** | **4** | **33.33 %** |
| **Scores** | **0** | **0.00 %** |

| | | |
|---|---|---|
| bar | 0 | 0.00 % |
| blocked | 0 | 0.00 % |
| missed | 0 | 0.00 % |
| on goal | 0 | 0.00 % |
| **Shots** | **0** | **0.00 %** |
| **Scores** | **0** | **0.00 %** |

| | | |
|---|---|---|
| bar | 0 | 0.00 % |
| blocked | 0 | 0.00 % |
| missed | 0 | 0.00 % |
| on goal | 0 | 0.00 % |
| **Shots** | **0** | **0.00 %** |
| **Scores** | **0** | **0.00 %** |

| | | |
|---|---|---|
| bar | 0 | 0.00 % |
| blocked | 0 | 0.00 % |
| missed | 0 | 0.00 % |
| on goal | 0 | 0.00 % |
| **Shots** | **0** | **0.00 %** |
| **Scores** | **0** | **0.00 %** |

| | | |
|---|---|---|
| bar | 0 | 0.00 % |
| blocked | 0 | 0.00 % |
| missed | 0 | 0.00 % |
| on goal | 0 | 0.00 % |
| **Shots** | **0** | **0.00 %** |
| **Scores** | **0** | **0.00 %** |

| | | |
|---|---|---|
| bar | 0 | 0.00 % |
| blocked | 0 | 0.00 % |
| missed | 0 | 0.00 % |
| on goal | 0 | 0.00 % |
| **Shots** | **0** | **0.00 %** |
| **Scores** | **0** | **0.00 %** |

| | | |
|---|---|---|
| bar | 0 | 0.00 % |
| blocked | 0 | 0.00 % |
| missed | 0 | 0.00 % |
| on goal | 0 | 0.00 % |
| **Shots** | **0** | **0.00 %** |
| **Scores** | **0** | **0.00 %** |

| | | |
|---|---|---|
| bar | 0 | 0.00 % |
| blocked | 0 | 0.00 % |
| missed | 0 | 0.00 % |
| on goal | 0 | 0.00 % |
| **Shots** | **0** | **0.00 %** |
| **Scores** | **0** | **0.00 %** |

| | | |
|---|---|---|
| bar | 0 | 0.00 % |
| blocked | 0 | 0.00 % |
| missed | 0 | 0.00 % |
| on goal | 0 | 0.00 % |
| **Shots** | **0** | **0.00 %** |
| **Scores** | **0** | **0.00 %** |

| | | |
|---|---|---|
| bar | 0 | 0.00 % |
| blocked | 0 | 0.00 % |
| missed | 0 | 0.00 % |
| on goal | 0 | 0.00 % |
| **Shots** | **0** | **0.00 %** |
| **Scores** | **0** | **0.00 %** |

| | | |
|---|---|---|
| bar | 0 | 0.00 % |
| blocked | 0 | 0.00 % |
| missed | 0 | 0.00 % |
| on goal | 0 | 0.00 % |
| **Shots** | **0** | **0.00 %** |
| **Scores** | **0** | **0.00 %** |

| | | |
|---|---|---|
| bar | 0 | 0.00 % |
| blocked | 0 | 0.00 % |
| missed | 0 | 0.00 % |
| on goal | 0 | 0.00 % |
| **Shots** | **0** | **0.00 %** |
| **Scores** | **0** | **0.00 %** |

| | | |
|---|---|---|
| bar | 0 | 0.00 % |
| blocked | 0 | 0.00 % |
| missed | 0 | 0.00 % |
| on goal | 0 | 0.00 % |
| **Shots** | **0** | **0.00 %** |
| **Scores** | **0** | **0.00 %** |

| | | |
|---|---|---|
| bar | 0 | 0.00 % |
| blocked | 0 | 0.00 % |
| missed | 0 | 0.00 % |
| on goal | 0 | 0.00 % |
| **Shots** | **0** | **0.00 %** |
| **Scores** | **0** | **0.00 %** |

| | | |
|---|---|---|
| bar | 0 | 0.00 % |
| blocked | 0 | 0.00 % |
| missed | 0 | 0.00 % |
| on goal | 0 | 0.00 % |
| **Shots** | **0** | **0.00 %** |
| **Scores** | **0** | **0.00 %** |

| | | |
|---|---|---|
| bar | 0 | 0.00 % |
| blocked | 0 | 0.00 % |
| missed | 0 | 0.00 % |
| on goal | 0 | 0.00 % |
| **Shots** | **0** | **0.00 %** |
| **Scores** | **0** | **0.00 %** |

| | | |
|---|---|---|
| bar | 0 | 0.00 % |
| blocked | 0 | 0.00 % |
| missed | 0 | 0.00 % |
| on goal | 0 | 0.00 % |
| **Shots** | **0** | **0.00 %** |
| **Scores** | **0** | **0.00 %** |

| | | |
|---|---|---|
| bar | 0 | 0.00 % |
| blocked | 0 | 0.00 % |
| missed | 0 | 0.00 % |
| on goal | 0 | 0.00 % |
| **Shots** | **0** | **0.00 %** |
| **Scores** | **0** | **0.00 %** |

| | | |
|---|---|---|
| bar | 0 | 0.00 % |
| blocked | 0 | 0.00 % |
| missed | 0 | 0.00 % |
| on goal | 0 | 0.00 % |
| **Shots** | **0** | **0.00 %** |
| **Scores** | **0** | **0.00 %** |

| | | |
|---|---|---|
| bar | 0 | 0.00 % |
| blocked | 0 | 0.00 % |
| missed | 0 | 0.00 % |
| on goal | 0 | 0.00 % |
| **Shots** | **0** | **0.00 %** |
| **Scores** | **0** | **0.00 %** |

| | | |
|---|---|---|
| bar | 0 | 0.00 % |
| blocked | 0 | 0.00 % |
| missed | 0 | 0.00 % |
| on goal | 1 | 100.00 % |
| **Shots** | **1** | **7.69 %** |
| **Scores** | **0** | **0.00 %** |

| | | |
|---|---|---|
| bar | 0 | 0.00 % |
| blocked | 1 | 33.33 % |
| missed | 1 | 33.33 % |
| on goal | 1 | 33.33 % |
| **Shots** | **3** | **23.08 %** |
| **Scores** | **0** | **0.00 %** |

| | | |
|---|---|---|
| bar | 0 | 0.00 % |
| missed | 0 | 0.00 % |
| blocked | 1 | 50.00 % |
| on goal | 1 | 50.00 % |
| **Shots** | **2** | **15.38 %** |
| **Scores** | **1** | **50.00 %** |

| | | |
|---|---|---|
| bar | 0 | 0.00 % |
| blocked | 2 | 16.67 % |
| missed | 2 | 16.67 % |
| on goal | 8 | 66.67 % |
| **Shots** | **12** | |
| **Scores** | **0** | |

| | | |
|---|---|---|
| bar | 0 | 0.00 % |
| missed | 3 | 23.08 % |
| on goal | 4 | 30.77 % |
| blocked | 6 | 46.15 % |
| **Shots** | **13** | |
| **Scores** | **2** | |

© by Roman Koller (info@floorballstatistics.ch)

# Shot Statistics

## Sweden U19

## 2nd Periode

## Finland U19

| | | |
|---|---|---|
| bar | 0 | 0.00 % |
| blocked | 0 | 0.00 % |
| missed | 0 | 0.00 % |
| on goal | 0 | 0.00 % |
| **Shots** | **0** | **0.00 %** |
| **Scores** | **0** | **0.00 %** |

| | | |
|---|---|---|
| bar | 0 | 0.00 % |
| blocked | 0 | 0.00 % |
| on goal | 1 | 33.33 % |
| missed | 2 | 66.67 % |
| **Shots** | **3** | **20.00 %** |
| **Scores** | **0** | **0.00 %** |

| | | |
|---|---|---|
| bar | 0 | 0.00 % |
| blocked | 0 | 0.00 % |
| missed | 0 | 0.00 % |
| on goal | 0 | 0.00 % |
| **Shots** | **0** | **0.00 %** |
| **Scores** | **0** | **0.00 %** |

| | | |
|---|---|---|
| bar | 0 | 0.00 % |
| blocked | 0 | 0.00 % |
| missed | 0 | 0.00 % |
| on goal | 2 | 100.00 % |
| **Shots** | **2** | **13.33 %** |
| **Scores** | **0** | **0.00 %** |

| | | |
|---|---|---|
| bar | 0 | 0.00 % |
| missed | 1 | 20.00 % |
| blocked | 2 | 40.00 % |
| on goal | 2 | 40.00 % |
| **Shots** | **5** | **33.33 %** |
| **Scores** | **1** | **100.00 %** |

| | | |
|---|---|---|
| bar | 0 | 0.00 % |
| missed | 1 | 25.00 % |
| on goal | 1 | 25.00 % |
| blocked | 2 | 50.00 % |
| **Shots** | **4** | **26.67 %** |
| **Scores** | **0** | **0.00 %** |

| | | |
|---|---|---|
| bar | 0 | 0.00 % |
| blocked | 0 | 0.00 % |
| missed | 0 | 0.00 % |
| on goal | 0 | 0.00 % |
| **Shots** | **0** | **0.00 %** |
| **Scores** | **0** | **0.00 %** |

| | | |
|---|---|---|
| bar | 0 | 0.00 % |
| blocked | 0 | 0.00 % |
| on goal | 0 | 0.00 % |
| missed | 1 | 100.00 % |
| **Shots** | **1** | **6.67 %** |
| **Scores** | **0** | **0.00 %** |

| | | |
|---|---|---|
| bar | 0 | 0.00 % |
| blocked | 0 | 0.00 % |
| missed | 0 | 0.00 % |
| on goal | 0 | 0.00 % |
| **Shots** | **0** | **0.00 %** |
| **Scores** | **0** | **0.00 %** |

| | | |
|---|---|---|
| bar | 0 | 0.00 % |
| blocked | 0 | 0.00 % |
| missed | 0 | 0.00 % |
| on goal | 0 | 0.00 % |
| **Shots** | **0** | **0.00 %** |
| **Scores** | **0** | **0.00 %** |

| | | |
|---|---|---|
| bar | 0 | 0.00 % |
| blocked | 0 | 0.00 % |
| missed | 0 | 0.00 % |
| on goal | 0 | 0.00 % |
| **Shots** | **0** | **0.00 %** |
| **Scores** | **0** | **0.00 %** |

| | | |
|---|---|---|
| bar | 0 | 0.00 % |
| missed | 1 | 16.67 % |
| on goal | 2 | 33.33 % |
| blocked | 3 | 50.00 % |
| **Shots** | **6** | **66.67 %** |
| **Scores** | **0** | **0.00 %** |

| | | |
|---|---|---|
| bar | 0 | 0.00 % |
| blocked | 0 | 0.00 % |
| missed | 0 | 0.00 % |
| on goal | 3 | 100.00 % |
| **Shots** | **3** | **33.33 %** |
| **Scores** | **1** | **100.00 %** |

| | | |
|---|---|---|
| bar | 0 | 0.00 % |
| blocked | 0 | 0.00 % |
| missed | 0 | 0.00 % |
| on goal | 0 | 0.00 % |
| **Shots** | **0** | **0.00 %** |
| **Scores** | **0** | **0.00 %** |

| | | |
|---|---|---|
| bar | 0 | 0.00 % |
| blocked | 0 | 0.00 % |
| missed | 0 | 0.00 % |
| on goal | 0 | 0.00 % |
| **Shots** | **0** | **0.00 %** |
| **Scores** | **0** | **0.00 %** |

| | | |
|---|---|---|
| bar | 0 | 0.00 % |
| blocked | 0 | 0.00 % |
| missed | 0 | 0.00 % |
| on goal | 0 | 0.00 % |
| **Shots** | **0** | **0.00 %** |
| **Scores** | **0** | **0.00 %** |

| | | |
|---|---|---|
| bar | 0 | 0.00 % |
| blocked | 4 | 26.67 % |
| missed | 5 | 33.33 % |
| on goal | 6 | 40.00 % |
| **Shots** | **15** | |
| **Scores** | **1** | |

| | | |
|---|---|---|
| bar | 0 | 0.00 % |
| missed | 1 | 11.11 % |
| blocked | 3 | 33.33 % |
| on goal | 5 | 55.56 % |
| **Shots** | **9** | |
| **Scores** | **1** | |

© by Roman Koller (info@floorballstatistics.ch)

# Shot Statistics

## Sweden U19

## 3rd Periode

## Finland U19

| | | |
|---|---|---|
| bar | 0 | 0.00 % |
| blocked | 0 | 0.00 % |
| missed | 0 | 0.00 % |
| on goal | 0 | 0.00 % |
| **Shots** | **0** | **0.00 %** |
| **Scores** | **0** | **0.00 %** |

| | | |
|---|---|---|
| bar | 0 | 0.00 % |
| blocked | 0 | 0.00 % |
| missed | 1 | 25.00 % |
| on goal | 3 | 75.00 % |
| **Shots** | **4** | **20.00 %** |
| **Scores** | **1** | **25.00 %** |

| | | |
|---|---|---|
| bar | 0 | 0.00 % |
| blocked | 0 | 0.00 % |
| missed | 0 | 0.00 % |
| on goal | 0 | 0.00 % |
| **Shots** | **0** | **0.00 %** |
| **Scores** | **0** | **0.00 %** |

| | | |
|---|---|---|
| bar | 0 | 0.00 % |
| blocked | 1 | 14.29 % |
| missed | 2 | 28.57 % |
| on goal | 4 | 57.14 % |
| **Shots** | **7** | **35.00 %** |
| **Scores** | **2** | **50.00 %** |

| | | |
|---|---|---|
| bar | 0 | 0.00 % |
| missed | 1 | 20.00 % |
| blocked | 2 | 40.00 % |
| on goal | 2 | 40.00 % |
| **Shots** | **5** | **25.00 %** |
| **Scores** | **1** | **25.00 %** |

| | | |
|---|---|---|
| bar | 0 | 0.00 % |
| blocked | 0 | 0.00 % |
| on goal | 0 | 0.00 % |
| missed | 3 | 100.00 % |
| **Shots** | **3** | **15.00 %** |
| **Scores** | **0** | **0.00 %** |

| | | |
|---|---|---|
| bar | 0 | 0.00 % |
| blocked | 0 | 0.00 % |
| missed | 0 | 0.00 % |
| on goal | 0 | 0.00 % |
| **Shots** | **0** | **0.00 %** |
| **Scores** | **0** | **0.00 %** |

| | | |
|---|---|---|
| bar | 0 | 0.00 % |
| blocked | 0 | 0.00 % |
| missed | 0 | 0.00 % |
| on goal | 1 | 100.00 % |
| **Shots** | **1** | **5.00 %** |
| **Scores** | **0** | **0.00 %** |

| | | |
|---|---|---|
| bar | 0 | 0.00 % |
| blocked | 0 | 0.00 % |
| missed | 0 | 0.00 % |
| on goal | 0 | 0.00 % |
| **Shots** | **0** | **0.00 %** |
| **Scores** | **0** | **0.00 %** |

| | | |
|---|---|---|
| bar | 0 | 0.00 % |
| blocked | 0 | 0.00 % |
| missed | 0 | 0.00 % |
| on goal | 0 | 0.00 % |
| **Shots** | **0** | **0.00 %** |
| **Scores** | **0** | **0.00 %** |

| | | |
|---|---|---|
| bar | 0 | 0.00 % |
| blocked | 0 | 0.00 % |
| missed | 0 | 0.00 % |
| on goal | 3 | 100.00 % |
| **Shots** | **3** | **27.27 %** |
| **Scores** | **1** | **50.00 %** |

| | | |
|---|---|---|
| bar | 0 | 0.00 % |
| blocked | 0 | 0.00 % |
| missed | 0 | 0.00 % |
| on goal | 0 | 0.00 % |
| **Shots** | **0** | **0.00 %** |
| **Scores** | **0** | **0.00 %** |

| | | |
|---|---|---|
| bar | 0 | 0.00 % |
| blocked | 0 | 0.00 % |
| missed | 1 | 50.00 % |
| on goal | 1 | 50.00 % |
| **Shots** | **2** | **18.18 %** |
| **Scores** | **0** | **0.00 %** |

| | | |
|---|---|---|
| bar | 0 | 0.00 % |
| blocked | 0 | 0.00 % |
| missed | 1 | 33.33 % |
| on goal | 2 | 66.67 % |
| **Shots** | **3** | **27.27 %** |
| **Scores** | **0** | **0.00 %** |

| | | |
|---|---|---|
| bar | 0 | 0.00 % |
| blocked | 0 | 0.00 % |
| missed | 0 | 0.00 % |
| on goal | 0 | 0.00 % |
| **Shots** | **0** | **0.00 %** |
| **Scores** | **0** | **0.00 %** |

| | | |
|---|---|---|
| bar | 0 | 0.00 % |
| blocked | 0 | 0.00 % |
| on goal | 1 | 33.33 % |
| missed | 2 | 66.67 % |
| **Shots** | **3** | **27.27 %** |
| **Scores** | **1** | **50.00 %** |

| | | |
|---|---|---|
| bar | 0 | 0.00 % |
| blocked | 0 | 0.00 % |
| missed | 0 | 0.00 % |
| on goal | 0 | 0.00 % |
| **Shots** | **0** | **0.00 %** |
| **Scores** | **0** | **0.00 %** |

| | | |
|---|---|---|
| bar | 0 | 0.00 % |
| blocked | 3 | 15.00 % |
| missed | 7 | 35.00 % |
| on goal | 10 | 50.00 % |
| **Shots** | **20** | |
| **Scores** | **4** | |

| | | |
|---|---|---|
| bar | 0 | 0.00 % |
| blocked | 0 | 0.00 % |
| missed | 4 | 36.36 % |
| on goal | 7 | 63.64 % |
| **Shots** | **11** | |
| **Scores** | **2** | |

© by Roman Koller (info@floorballstatistics.ch)

# U19-EFT 2025

# Game Statistics

October 19, 2025 / 13:30



vs

# Game Statistics

## Possession

**1st Periode**

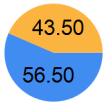


**2nd Periode**

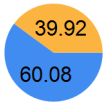


**3rd Periode**

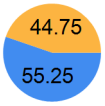


No Data Available

**Overall**

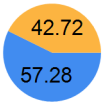


**Switzerland U19**

| | 1 | 2 |
|---|---|---|
| 1st | 1 | 0 |
| 2nd | 0 | 1 |
| 3rd | 0 | 0 |
| ET | 0 | 0 |

ps.

**Czechia U19**

**Penalty Shootout**

| | | | | | | | | | | | | | | | | | | | | | | | | | | | | | |
|---|---|---|---|---|---|---|---|---|---|---|---|---|---|---|---|---|---|---|---|---|---|---|---|---|---|---|---|---|---|
| | | | | | | | | | 4 | 4 | 11 | 5 | 20 | 23 | 22 | 20 | 9 | 24 | 4 | 22 | | | | | | | | | |

## Shots statistics

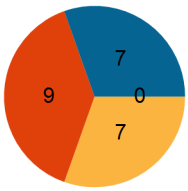


| | 1st | 2nd | 3rd | ET | Total |
|---|---|---|---|---|---|
| bar | 0 | 0 | 0 | 0 | **0** |
| blocked | 5 | 2 | 0 | 0 | **7** |
| missed | 0 | 6 | 3 | 0 | **9** |
| on goal | 6 | 1 | 0 | 0 | **7** |
| | **11** | **9** | **3** | **0** | **23** |

| | | | | |
|---|---|---|---|---|
| Precision (%) | 54.55 | 11.11 | 0.00 | **30.43** |
| Efficiency (%) | 16.67 | 0.00 | NaN | **14.29** |

## Shots statistics

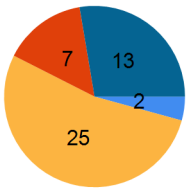


| | 1st | 2nd | 3rd | ET | Total |
|---|---|---|---|---|---|
| bar | 0 | 1 | 1 | 0 | **2** |
| blocked | 8 | 7 | 10 | 0 | **25** |
| missed | 2 | 2 | 3 | 0 | **7** |
| on goal | 5 | 5 | 3 | 0 | **13** |
| | **15** | **15** | **17** | **0** | **47** |

| | | | | |
|---|---|---|---|---|
| Precision (%) | 33.33 | 33.33 | 17.65 | **27.66** |
| Efficiency (%) | 0.00 | 20.00 | 0.00 | **7.69** |

## Goalkeeper statistic

| | 29 Aline Joye | |
|---|---|---|
| | Shots | Saves |
| **1st** | 5 | 5 |
| | 100.00% | |
| **2nd** | 5 | 4 |
| | 80.00% | |
| **3rd** | 3 | 3 |
| | 100.00% | |
| **ET** | 0 | 0 |
| | NaN | |
| **Total** | **13** | **12** |
| | **92.31%** | |

## Goalkeeper statistic

| | 52 Kateřina Vrlová | | 1 Alžběta Pelcová | |
|---|---|---|---|---|
| | Shots | Saves | Shots | Saves |
| **1st** | 6 | 5 | 0 | 0 |
| | 83.33% | | NaN | |
| **2nd** | 1 | 1 | 0 | 0 |
| | 100.00% | | NaN | |
| **3rd** | 0 | 0 | 0 | 0 |
| | NaN | | NaN | |
| **ET** | 0 | 0 | 0 | 0 |
| | NaN | | NaN | |
| **Total** | **7** | **6** | **0** | **0** |
| | **85.71%** | | **NaN** | |

## Penaltytime statistics

| | 1st | 2nd | 3rd | Total | Goals |
|---|---|---|---|---|---|
| Power play | 00:00 | 00:00 | 00:00 | 0 | 0 |
| Box Play | 00:00 | 00:00 | 02:00 | 02:00 | 0 |

## Penaltytime statistics

| | 1st | 2nd | 3rd | Total | Goals |
|---|---|---|---|---|---|
| Power play | 00:00 | 00:00 | 02:00 | 02:00 | 0 |
| Box Play | 00:00 | 00:00 | 00:00 | 0 | 0 |

© by Roman Koller (info@floorballstatistics.ch)

# Game Statistics

## Game history

### 1st Periode

| Time | Result | Team | Special Situation | # | Player | # | Assist | Speed |
|---|---|---|---|---|---|---|---|---|
| 7:59 | 1-0 | Switzerland U19 | | 8 | Anne Härtsch | 17 | Livia Kurz | 0.00 |

### 2nd Periode

| Time | Result | Team | Special Situation | # | Player | # | Assist | Speed |
|---|---|---|---|---|---|---|---|---|
| 21:09 | | Czechia U19 | Penalty Shot | 12 | Lucie Zaoralová | | | |
| 21:09 | | Switzerland U19 | Missed Penalty | 8 | Anne Härtsch | | | 0.00 |
| 23:29 | 1-1 | Czechia U19 | | 3 | Alexandra Vítková | 18 | Barbora Jašková | 0.00 |

### 3rd Periode

| Time | Result | Team | Special Situation | # | Player | # | Assist | Speed |
|---|---|---|---|---|---|---|---|---|
| 45:18 | | Switzerland U19 | 2' Incorrect pushing | 18 | Mia Oehri | | | |
| 59:01 | | Czechia U19 | Time Out | | | | | |

### Penalty Shootout

| Time | Result | Team | Special Situation | # | Player | # | Assist | Speed |
|---|---|---|---|---|---|---|---|---|
| | 0-0 | Switzerland U19 | missed | 23 | Franca Hürlimann | | | 0.00 |
| | 0-1 | Czechia U19 | scored | 22 | Lucie Švajcrová | | | 0.00 |
| | 1-1 | Switzerland U19 | scored | 20 | Anja Gross | | | 0.00 |
| | 1-1 | Czechia U19 | missed | 20 | Dominika Tumová | | | 0.00 |
| | 1-1 | Switzerland U19 | missed | 5 | Ella Carniello | | | 0.00 |
| | 1-1 | Czechia U19 | missed | 9 | Veronika Dubcová | | | 0.00 |
| | 1-1 | Switzerland U19 | missed | 11 | Svenja Schilliger | | | 0.00 |
| | 1-2 | Czechia U19 | scored | 24 | Denisa Výborná | | | 0.00 |
| | 2-2 | Switzerland U19 | scored | 4 | Aylin Meryem | | | 0.00 |
| | 2-2 | Czechia U19 | missed | 4 | Barbora Janošová | | | 0.00 |
| | 2-2 | Switzerland U19 | missed | 4 | Aylin Meryem | | | 0.00 |
| | 2-3 | Czechia U19 | scored | 22 | Lucie Švajcrová | | | 0.00 |

© by Roman Koller (info@floorballstatistics.ch)

# Game Statistics

| Switzerland U19 | Plus/Minus | | | Shots | | | | Goals | | |
|---|---|---|---|---|---|---|---|---|---|---|
| **Player** | + | - | balance | Total | on Goal | % on Goal | Efficiency (%) | scored | Assists | in % |
| 4 Meryem Aylin | 0 | 1 | -1 | 3 | 1 | 33.33 | 0.00 | 0 | 0 | 0.00 |
| 5 Carniello Ella | 1 | 0 | 1 | 2 | 1 | 50.00 | 0.00 | 0 | 0 | 0.00 |
| 8 Härtsch Anne | 1 | 0 | 1 | 3 | 2 | 66.67 | 50.00 | 1 | 0 | 100.00 |
| 9 Pleisch Simona | 1 | 1 | 0 | 1 | 0 | 0.00 | 0.00 | 0 | 0 | 0.00 |
| 10 Jenny Valeria | 0 | 0 | 0 | 0 | 0 | 0.00 | 0.00 | 0 | 0 | 0.00 |
| 11 Schilliger Svenja | 0 | 0 | 0 | 2 | 1 | 50.00 | 0.00 | 0 | 0 | 0.00 |
| 12 Bertsch Svenja | 0 | 0 | 0 | 2 | 1 | 50.00 | 0.00 | 0 | 0 | 0.00 |
| 14 Odermatt Rahel | 0 | 1 | -1 | 0 | 0 | 0.00 | 0.00 | 0 | 0 | 0.00 |
| 15 Meier Lina | 0 | 0 | 0 | 0 | 0 | 0.00 | 0.00 | 0 | 0 | 0.00 |
| 17 Kurz Livia | 1 | 0 | 1 | 4 | 1 | 25.00 | 0.00 | 0 | 1 | 0.00 |
| 18 Oehri Mia | 0 | 0 | 0 | 4 | 0 | 0.00 | 0.00 | 0 | 0 | 0.00 |
| 20 Gross Anja | 1 | 0 | 1 | 2 | 0 | 0.00 | 0.00 | 0 | 0 | 0.00 |
| 21 Oertle Larissa | 0 | 0 | 0 | 0 | 0 | 0.00 | 0.00 | 0 | 0 | 0.00 |
| 23 Hürlimann Franca | 0 | 0 | 0 | 0 | 0 | 0.00 | 0.00 | 0 | 0 | 0.00 |
| 24 O'Grady Kimmi | 0 | 0 | 0 | 0 | 0 | 0.00 | 0.00 | 0 | 0 | 0.00 |
| 26 Fässler Jael | 0 | 1 | -1 | 0 | 0 | 0.00 | 0.00 | 0 | 0 | 0.00 |
| 27 Derungs Lara | 0 | 0 | 0 | 0 | 0 | 0.00 | 0.00 | 0 | 0 | 0.00 |
| 28 Christen Leonie | 0 | 1 | -1 | 0 | 0 | 0.00 | 0.00 | 0 | 0 | 0.00 |
| | 5 | 5 | | **23** | **7** | **30.43** | **14.29** | | | |

| Czechia U19 | Plus/Minus | | | Shots | | | | Goals | | |
|---|---|---|---|---|---|---|---|---|---|---|
| **Player** | + | - | balance | Total | on Goal | % on Goal | Efficiency (%) | scored | Assists | in % |
| 2 Štípková Zuzana | 0 | 0 | 0 | 6 | 1 | 16.67 | 0.00 | 0 | 0 | 0.00 |
| 3 Vítková Alexandra | 1 | 1 | 0 | 4 | 1 | 25.00 | 100.00 | 1 | 0 | 100.00 |
| 4 Janošová Barbora | 0 | 0 | 0 | 2 | 0 | 0.00 | 0.00 | 0 | 0 | 0.00 |
| 5 Veličková Iveta | 0 | 0 | 0 | 3 | 0 | 0.00 | 0.00 | 0 | 0 | 0.00 |
| 6 Najsrová Lota | 0 | 0 | 0 | 2 | 1 | 50.00 | 0.00 | 0 | 0 | 0.00 |
| 7 Pieczonková Nikola | 0 | 0 | 0 | 1 | 0 | 0.00 | 0.00 | 0 | 0 | 0.00 |
| 8 Hacklová Johana | 0 | 0 | 0 | 3 | 0 | 0.00 | 0.00 | 0 | 0 | 0.00 |
| 9 Dubcová Veronika | 1 | 1 | 0 | 1 | 1 | 100.00 | 0.00 | 0 | 0 | 0.00 |
| 10 Veverková Valérie | 0 | 0 | 0 | 0 | 0 | 0.00 | 0.00 | 0 | 0 | 0.00 |
| 11 Kostková Eliška | 0 | 0 | 0 | 0 | 0 | 0.00 | 0.00 | 0 | 0 | 0.00 |
| 12 Zaoralová Lucie | 1 | 1 | 0 | 3 | 0 | 0.00 | 0.00 | 0 | 0 | 0.00 |
| 15 Vojáčková Lenka | 1 | 1 | 0 | 4 | 4 | 100.00 | 0.00 | 0 | 0 | 0.00 |
| 16 Bláhová Monika | 0 | 0 | 0 | 5 | 2 | 40.00 | 0.00 | 0 | 0 | 0.00 |
| 18 Jašková Barbora | 1 | 1 | 0 | 4 | 0 | 0.00 | 0.00 | 0 | 1 | 0.00 |
| 20 Tumová Dominika | 0 | 0 | 0 | 2 | 0 | 0.00 | 0.00 | 0 | 0 | 0.00 |
| 21 Cidlinská Lucie | 0 | 0 | 0 | 0 | 0 | 0.00 | 0.00 | 0 | 0 | 0.00 |
| 22 Švajcrová Lucie | 0 | 0 | 0 | 5 | 2 | 40.00 | 0.00 | 0 | 0 | 0.00 |
| 24 Výborná Denisa | 0 | 0 | 0 | 2 | 1 | 50.00 | 0.00 | 0 | 0 | 0.00 |
| | 5 | 5 | | **47** | **13** | **27.66** | **7.69** | | | |

© by Roman Koller (info@floorballstatistics.ch)

# Shot Statistics

## Switzerland U19

| | | |
|---|---|---|
| bar | 0 | 0.00 % |
| blocked | 0 | 0.00 % |
| missed | 0 | 0.00 % |
| on goal | 0 | 0.00 % |
| **Shots** | **0** | **0.00 %** |
| **Scores** | **0** | **0.00 %** |

| | | |
|---|---|---|
| bar | 0 | 0.00 % |
| blocked | 0 | 0.00 % |
| missed | 0 | 0.00 % |
| on goal | 0 | 0.00 % |
| **Shots** | **0** | **0.00 %** |
| **Scores** | **0** | **0.00 %** |

| | | |
|---|---|---|
| bar | 0 | 0.00 % |
| blocked | 0 | 0.00 % |
| missed | 0 | 0.00 % |
| on goal | 0 | 0.00 % |
| **Shots** | **0** | **0.00 %** |
| **Scores** | **0** | **0.00 %** |

| | | |
|---|---|---|
| bar | 0 | 0.00 % |
| blocked | 0 | 0.00 % |
| on goal | 0 | 0.00 % |
| missed | 1 | 100.00 % |
| **Shots** | **1** | **4.35 %** |
| **Scores** | **0** | **0.00 %** |

| | | |
|---|---|---|
| bar | 0 | 0.00 % |
| missed | 2 | 25.00 % |
| blocked | 3 | 37.50 % |
| on goal | 3 | 37.50 % |
| **Shots** | **8** | **34.78 %** |
| **Scores** | **0** | **0.00 %** |

| | | |
|---|---|---|
| bar | 0 | 0.00 % |
| blocked | 0 | 0.00 % |
| on goal | 0 | 0.00 % |
| missed | 1 | 100.00 % |
| **Shots** | **1** | **4.35 %** |
| **Scores** | **0** | **0.00 %** |

| | | |
|---|---|---|
| bar | 0 | 0.00 % |
| on goal | 2 | 25.00 % |
| blocked | 3 | 37.50 % |
| missed | 3 | 37.50 % |
| **Shots** | **8** | **34.78 %** |
| **Scores** | **1** | **100.00 %** |

| | | |
|---|---|---|
| bar | 0 | 0.00 % |
| blocked | 1 | 25.00 % |
| on goal | 1 | 25.00 % |
| missed | 2 | 50.00 % |
| **Shots** | **4** | **17.39 %** |
| **Scores** | **0** | **0.00 %** |

## Overall

| | | |
|---|---|---|
| bar | 0 | 0.00 % |
| blocked | 7 | 30.43 % |
| on goal | 7 | 30.43 % |
| missed | 9 | 39.13 % |
| **Shots** | **23** | |
| **Scores** | **1** | |

## Czechia U19

| | | |
|---|---|---|
| bar | 0 | 0.00 % |
| on goal | 0 | 0.00 % |
| blocked | 1 | 50.00 % |
| missed | 1 | 50.00 % |
| **Shots** | **2** | **4.26 %** |
| **Scores** | **0** | **0.00 %** |

| | | |
|---|---|---|
| blocked | 0 | 0.00 % |
| bar | 1 | 25.00 % |
| missed | 1 | 25.00 % |
| on goal | 2 | 50.00 % |
| **Shots** | **4** | **8.51 %** |
| **Scores** | **1** | **100.00 %** |

| | | |
|---|---|---|
| bar | 0 | 0.00 % |
| blocked | 0 | 0.00 % |
| missed | 0 | 0.00 % |
| on goal | 1 | 100.00 % |
| **Shots** | **1** | **2.13 %** |
| **Scores** | **0** | **0.00 %** |

| | | |
|---|---|---|
| bar | 1 | 10.00 % |
| missed | 2 | 20.00 % |
| on goal | 3 | 30.00 % |
| blocked | 4 | 40.00 % |
| **Shots** | **10** | **21.28 %** |
| **Scores** | **0** | **0.00 %** |

| | | |
|---|---|---|
| bar | 0 | 0.00 % |
| missed | 1 | 7.14 % |
| on goal | 3 | 21.43 % |
| blocked | 10 | 71.43 % |
| **Shots** | **14** | **29.79 %** |
| **Scores** | **0** | **0.00 %** |

| | | |
|---|---|---|
| bar | 0 | 0.00 % |
| missed | 1 | 11.11 % |
| blocked | 4 | 44.44 % |
| on goal | 4 | 44.44 % |
| **Shots** | **9** | **19.15 %** |
| **Scores** | **0** | **0.00 %** |

| | | |
|---|---|---|
| bar | 0 | 0.00 % |
| blocked | 0 | 0.00 % |
| missed | 0 | 0.00 % |
| on goal | 0 | 0.00 % |
| **Shots** | **0** | **0.00 %** |
| **Scores** | **0** | **0.00 %** |

| | | |
|---|---|---|
| bar | 0 | 0.00 % |
| on goal | 0 | 0.00 % |
| missed | 1 | 20.00 % |
| blocked | 4 | 80.00 % |
| **Shots** | **5** | **10.64 %** |
| **Scores** | **0** | **0.00 %** |

| | | |
|---|---|---|
| bar | 0 | 0.00 % |
| missed | 0 | 0.00 % |
| on goal | 0 | 0.00 % |
| blocked | 2 | 100.00 % |
| **Shots** | **2** | **4.26 %** |
| **Scores** | **0** | **0.00 %** |

| | | |
|---|---|---|
| bar | 2 | 4.26 % |
| missed | 7 | 14.89 % |
| on goal | 13 | 27.66 % |
| blocked | 25 | 53.19 % |
| **Shots** | **47** | |
| **Scores** | **1** | |

© by Roman Koller (info@floorballstatistics.ch)

# Shot Statistics

## Switzerland U19

## 1st Periode

## Czechia U19

| | | |
|---|---|---|
| bar | 0 | 0.00 % |
| blocked | 0 | 0.00 % |
| missed | 0 | 0.00 % |
| on goal | 0 | 0.00 % |
| **Shots** | **0** | **0.00 %** |
| **Scores** | **0** | **0.00 %** |

| | | |
|---|---|---|
| bar | 0 | 0.00 % |
| blocked | 0 | 0.00 % |
| missed | 0 | 0.00 % |
| on goal | 0 | 0.00 % |
| **Shots** | **0** | **0.00 %** |
| **Scores** | **0** | **0.00 %** |

| | | |
|---|---|---|
| bar | 0 | 0.00 % |
| blocked | 0 | 0.00 % |
| missed | 0 | 0.00 % |
| on goal | 1 | 100.00 % |
| **Shots** | **1** | **9.09 %** |
| **Scores** | **0** | **0.00 %** |

| | | |
|---|---|---|
| bar | 0 | 0.00 % |
| blocked | 0 | 0.00 % |
| missed | 0 | 0.00 % |
| on goal | 0 | 0.00 % |
| **Shots** | **0** | **0.00 %** |
| **Scores** | **0** | **0.00 %** |

| | | |
|---|---|---|
| bar | 0 | 0.00 % |
| missed | 0 | 0.00 % |
| on goal | 2 | 40.00 % |
| blocked | 3 | 60.00 % |
| **Shots** | **5** | **45.45 %** |
| **Scores** | **0** | **0.00 %** |

| | | |
|---|---|---|
| bar | 0 | 0.00 % |
| missed | 0 | 0.00 % |
| blocked | 2 | 50.00 % |
| on goal | 2 | 50.00 % |
| **Shots** | **4** | **36.36 %** |
| **Scores** | **1** | **100.00 %** |

| | | |
|---|---|---|
| bar | 0 | 0.00 % |
| blocked | 0 | 0.00 % |
| missed | 0 | 0.00 % |
| on goal | 0 | 0.00 % |
| **Shots** | **0** | **0.00 %** |
| **Scores** | **0** | **0.00 %** |

| | | |
|---|---|---|
| bar | 0 | 0.00 % |
| blocked | 0 | 0.00 % |
| missed | 0 | 0.00 % |
| on goal | 0 | 0.00 % |
| **Shots** | **0** | **0.00 %** |
| **Scores** | **0** | **0.00 %** |

| | | |
|---|---|---|
| bar | 0 | 0.00 % |
| blocked | 0 | 0.00 % |
| missed | 0 | 0.00 % |
| on goal | 1 | 100.00 % |
| **Shots** | **1** | **9.09 %** |
| **Scores** | **0** | **0.00 %** |

| | | |
|---|---|---|
| bar | 0 | 0.00 % |
| blocked | 0 | 0.00 % |
| missed | 0 | 0.00 % |
| on goal | 0 | 0.00 % |
| **Shots** | **0** | **0.00 %** |
| **Scores** | **0** | **0.00 %** |

| | | |
|---|---|---|
| bar | 0 | 0.00 % |
| blocked | 0 | 0.00 % |
| missed | 0 | 0.00 % |
| on goal | 1 | 100.00 % |
| **Shots** | **1** | **6.67 %** |
| **Scores** | **0** | **0.00 %** |

| | | |
|---|---|---|
| bar | 0 | 0.00 % |
| blocked | 0 | 0.00 % |
| missed | 0 | 0.00 % |
| on goal | 1 | 100.00 % |
| **Shots** | **1** | **6.67 %** |
| **Scores** | **0** | **0.00 %** |

| | | |
|---|---|---|
| bar | 0 | 0.00 % |
| blocked | 1 | 25.00 % |
| missed | 1 | 25.00 % |
| on goal | 2 | 50.00 % |
| **Shots** | **4** | **26.67 %** |
| **Scores** | **0** | **0.00 %** |

| | | |
|---|---|---|
| bar | 0 | 0.00 % |
| missed | 0 | 0.00 % |
| on goal | 1 | 25.00 % |
| blocked | 3 | 75.00 % |
| **Shots** | **4** | **26.67 %** |
| **Scores** | **0** | **0.00 %** |

| | | |
|---|---|---|
| bar | 0 | 0.00 % |
| blocked | 0 | 0.00 % |
| on goal | 0 | 0.00 % |
| missed | 1 | 100.00 % |
| **Shots** | **1** | **6.67 %** |
| **Scores** | **0** | **0.00 %** |

| | | |
|---|---|---|
| bar | 0 | 0.00 % |
| blocked | 0 | 0.00 % |
| missed | 0 | 0.00 % |
| on goal | 0 | 0.00 % |
| **Shots** | **0** | **0.00 %** |
| **Scores** | **0** | **0.00 %** |

| | | |
|---|---|---|
| bar | 0 | 0.00 % |
| missed | 0 | 0.00 % |
| on goal | 0 | 0.00 % |
| blocked | 3 | 100.00 % |
| **Shots** | **3** | **20.00 %** |
| **Scores** | **0** | **0.00 %** |

| | | |
|---|---|---|
| bar | 0 | 0.00 % |
| missed | 0 | 0.00 % |
| on goal | 0 | 0.00 % |
| blocked | 1 | 100.00 % |
| **Shots** | **1** | **6.67 %** |
| **Scores** | **0** | **0.00 %** |

| | | |
|---|---|---|
| bar | 0 | 0.00 % |
| missed | 0 | 0.00 % |
| blocked | 5 | 45.45 % |
| on goal | 6 | 54.55 % |
| **Shots** | **11** | |
| **Scores** | **1** | |

| | | |
|---|---|---|
| bar | 0 | 0.00 % |
| missed | 2 | 13.33 % |
| on goal | 5 | 33.33 % |
| blocked | 8 | 53.33 % |
| **Shots** | **15** | |
| **Scores** | **0** | |

© by Roman Koller (info@floorballstatistics.ch)

# Shot Statistics

## Switzerland U19

## 2nd Periode

## Czechia U19

| | | |
|---|---|---|
| bar | 0 | 0.00 % |
| blocked | 0 | 0.00 % |
| missed | 0 | 0.00 % |
| on goal | 0 | 0.00 % |
| **Shots** | **0** | **0.00 %** |
| **Scores** | **0** | **0.00 %** |

| | | |
|---|---|---|
| bar | 0 | 0.00 % |
| blocked | 0 | 0.00 % |
| missed | 0 | 0.00 % |
| on goal | 0 | 0.00 % |
| **Shots** | **0** | **0.00 %** |
| **Scores** | **0** | **0.00 %** |

| | | |
|---|---|---|
| bar | 0 | 0.00 % |
| blocked | 0 | 0.00 % |
| missed | 0 | 0.00 % |
| on goal | 0 | 0.00 % |
| **Shots** | **0** | **0.00 %** |
| **Scores** | **0** | **0.00 %** |

| | | |
|---|---|---|
| bar | 0 | 0.00 % |
| blocked | 0 | 0.00 % |
| missed | 0 | 0.00 % |
| on goal | 0 | 0.00 % |
| **Shots** | **0** | **0.00 %** |
| **Scores** | **0** | **0.00 %** |

| | | |
|---|---|---|
| bar | 0 | 0.00 % |
| blocked | 0 | 0.00 % |
| missed | 0 | 0.00 % |
| on goal | 1 | 100.00 % |
| **Shots** | **1** | **11.11 %** |
| **Scores** | **0** | **0.00 %** |

| | | |
|---|---|---|
| bar | 0 | 0.00 % |
| on goal | 0 | 0.00 % |
| blocked | 1 | 25.00 % |
| missed | 3 | 75.00 % |
| **Shots** | **4** | **44.44 %** |
| **Scores** | **0** | **0.00 %** |

| | | |
|---|---|---|
| bar | 0 | 0.00 % |
| blocked | 0 | 0.00 % |
| on goal | 0 | 0.00 % |
| missed | 1 | 100.00 % |
| **Shots** | **1** | **11.11 %** |
| **Scores** | **0** | **0.00 %** |

| | | |
|---|---|---|
| bar | 0 | 0.00 % |
| blocked | 0 | 0.00 % |
| missed | 0 | 0.00 % |
| on goal | 0 | 0.00 % |
| **Shots** | **0** | **0.00 %** |
| **Scores** | **0** | **0.00 %** |

| | | |
|---|---|---|
| bar | 0 | 0.00 % |
| on goal | 0 | 0.00 % |
| blocked | 1 | 33.33 % |
| missed | 2 | 66.67 % |
| **Shots** | **3** | **33.33 %** |
| **Scores** | **0** | **0.00 %** |

| | | |
|---|---|---|
| bar | 0 | 0.00 % |
| on goal | 0 | 0.00 % |
| blocked | 1 | 50.00 % |
| missed | 1 | 50.00 % |
| **Shots** | **2** | **13.33 %** |
| **Scores** | **0** | **0.00 %** |

| | | |
|---|---|---|
| bar | 0 | 0.00 % |
| blocked | 0 | 0.00 % |
| missed | 0 | 0.00 % |
| on goal | 1 | 100.00 % |
| **Shots** | **1** | **6.67 %** |
| **Scores** | **1** | **100.00 %** |

| | | |
|---|---|---|
| bar | 0 | 0.00 % |
| blocked | 0 | 0.00 % |
| missed | 0 | 0.00 % |
| on goal | 0 | 0.00 % |
| **Shots** | **0** | **0.00 %** |
| **Scores** | **0** | **0.00 %** |

| | | |
|---|---|---|
| missed | 0 | 0.00 % |
| on goal | 0 | 0.00 % |
| bar | 1 | 33.33 % |
| blocked | 2 | 66.67 % |
| **Shots** | **3** | **20.00 %** |
| **Scores** | **0** | **0.00 %** |

| | | |
|---|---|---|
| bar | 0 | 0.00 % |
| missed | 1 | 14.29 % |
| on goal | 2 | 28.57 % |
| blocked | 4 | 57.14 % |
| **Shots** | **7** | **46.67 %** |
| **Scores** | **0** | **0.00 %** |

| | | |
|---|---|---|
| bar | 0 | 0.00 % |
| blocked | 0 | 0.00 % |
| missed | 0 | 0.00 % |
| on goal | 2 | 100.00 % |
| **Shots** | **2** | **13.33 %** |
| **Scores** | **0** | **0.00 %** |

| | | |
|---|---|---|
| bar | 0 | 0.00 % |
| blocked | 0 | 0.00 % |
| missed | 0 | 0.00 % |
| on goal | 0 | 0.00 % |
| **Shots** | **0** | **0.00 %** |
| **Scores** | **0** | **0.00 %** |

| | | |
|---|---|---|
| bar | 0 | 0.00 % |
| blocked | 0 | 0.00 % |
| missed | 0 | 0.00 % |
| on goal | 0 | 0.00 % |
| **Shots** | **0** | **0.00 %** |
| **Scores** | **0** | **0.00 %** |

| | | |
|---|---|---|
| bar | 0 | 0.00 % |
| blocked | 0 | 0.00 % |
| missed | 0 | 0.00 % |
| on goal | 0 | 0.00 % |
| **Shots** | **0** | **0.00 %** |
| **Scores** | **0** | **0.00 %** |

| | | |
|---|---|---|
| bar | 0 | 0.00 % |
| on goal | 1 | 11.11 % |
| blocked | 2 | 22.22 % |
| missed | 6 | 66.67 % |
| **Shots** | **9** | |
| **Scores** | **0** | |

| | | |
|---|---|---|
| bar | 1 | 6.67 % |
| missed | 2 | 13.33 % |
| on goal | 5 | 33.33 % |
| blocked | 7 | 46.67 % |
| **Shots** | **15** | |
| **Scores** | **1** | |

© by Roman Koller (info@floorballstatistics.ch)

# Shot Statistics

## Switzerland U19

## 3rd Periode

## Czechia U19

| | | |
|---|---|---|
| bar | 0 | 0.00 % |
| blocked | 0 | 0.00 % |
| missed | 0 | 0.00 % |
| on goal | 0 | 0.00 % |
| **Shots** | **0** | **0.00 %** |
| **Scores** | **0** | **0.00 %** |

| | | |
|---|---|---|
| bar | 0 | 0.00 % |
| blocked | 0 | 0.00 % |
| missed | 0 | 0.00 % |
| on goal | 0 | 0.00 % |
| **Shots** | **0** | **0.00 %** |
| **Scores** | **0** | **0.00 %** |

| | | |
|---|---|---|
| bar | 0 | 0.00 % |
| blocked | 0 | 0.00 % |
| missed | 0 | 0.00 % |
| on goal | 0 | 0.00 % |
| **Shots** | **0** | **0.00 %** |
| **Scores** | **0** | **0.00 %** |

| | | |
|---|---|---|
| bar | 0 | 0.00 % |
| blocked | 0 | 0.00 % |
| missed | 0 | 0.00 % |
| on goal | 0 | 0.00 % |
| **Shots** | **0** | **0.00 %** |
| **Scores** | **0** | **0.00 %** |

| | | |
|---|---|---|
| bar | 0 | 0.00 % |
| blocked | 0 | 0.00 % |
| missed | 0 | 0.00 % |
| on goal | 0 | 0.00 % |
| **Shots** | **0** | **0.00 %** |
| **Scores** | **0** | **0.00 %** |

| | | |
|---|---|---|
| bar | 0 | 0.00 % |
| blocked | 0 | 0.00 % |
| missed | 0 | 0.00 % |
| on goal | 0 | 0.00 % |
| **Shots** | **0** | **0.00 %** |
| **Scores** | **0** | **0.00 %** |

| | | |
|---|---|---|
| bar | 0 | 0.00 % |
| blocked | 0 | 0.00 % |
| missed | 0 | 0.00 % |
| on goal | 0 | 0.00 % |
| **Shots** | **0** | **0.00 %** |
| **Scores** | **0** | **0.00 %** |

| | | |
|---|---|---|
| bar | 0 | 0.00 % |
| blocked | 0 | 0.00 % |
| missed | 0 | 0.00 % |
| on goal | 0 | 0.00 % |
| **Shots** | **0** | **0.00 %** |
| **Scores** | **0** | **0.00 %** |

| | | |
|---|---|---|
| bar | 0 | 0.00 % |
| blocked | 0 | 0.00 % |
| missed | 0 | 0.00 % |
| on goal | 0 | 0.00 % |
| **Shots** | **0** | **0.00 %** |
| **Scores** | **0** | **0.00 %** |

| | | |
|---|---|---|
| bar | 0 | 0.00 % |
| blocked | 0 | 0.00 % |
| on goal | 0 | 0.00 % |
| missed | 3 | 100.00 % |
| **Shots** | **3** | |
| **Scores** | **0** | |

| | | |
|---|---|---|
| bar | 0 | 0.00 % |
| blocked | 0 | 0.00 % |
| missed | 0 | 0.00 % |
| on goal | 0 | 0.00 % |
| **Shots** | **0** | **0.00 %** |
| **Scores** | **0** | **0.00 %** |

| | | |
|---|---|---|
| blocked | 0 | 0.00 % |
| on goal | 0 | 0.00 % |
| bar | 1 | 50.00 % |
| missed | 1 | 50.00 % |
| **Shots** | **2** | **11.76 %** |
| **Scores** | **0** | **0.00 %** |

| | | |
|---|---|---|
| bar | 0 | 0.00 % |
| blocked | 0 | 0.00 % |
| missed | 0 | 0.00 % |
| on goal | 0 | 0.00 % |
| **Shots** | **0** | **0.00 %** |
| **Scores** | **0** | **0.00 %** |

| | | |
|---|---|---|
| bar | 0 | 0.00 % |
| blocked | 1 | 33.33 % |
| missed | 1 | 33.33 % |
| on goal | 1 | 33.33 % |
| **Shots** | **3** | **17.65 %** |
| **Scores** | **0** | **0.00 %** |

| | | |
|---|---|---|
| bar | 0 | 0.00 % |
| missed | 0 | 0.00 % |
| on goal | 0 | 0.00 % |
| blocked | 3 | 100.00 % |
| **Shots** | **3** | **17.65 %** |
| **Scores** | **0** | **0.00 %** |

| | | |
|---|---|---|
| bar | 0 | 0.00 % |
| missed | 0 | 0.00 % |
| on goal | 2 | 33.33 % |
| blocked | 4 | 66.67 % |
| **Shots** | **6** | **35.29 %** |
| **Scores** | **0** | **0.00 %** |

| | | |
|---|---|---|
| bar | 0 | 0.00 % |
| blocked | 0 | 0.00 % |
| missed | 0 | 0.00 % |
| on goal | 0 | 0.00 % |
| **Shots** | **0** | **0.00 %** |
| **Scores** | **0** | **0.00 %** |

| | | |
|---|---|---|
| bar | 0 | 0.00 % |
| on goal | 0 | 0.00 % |
| blocked | 1 | 50.00 % |
| missed | 1 | 50.00 % |
| **Shots** | **2** | **11.76 %** |
| **Scores** | **0** | **0.00 %** |

| | | |
|---|---|---|
| bar | 0 | 0.00 % |
| missed | 0 | 0.00 % |
| on goal | 0 | 0.00 % |
| blocked | 1 | 100.00 % |
| **Shots** | **1** | **5.88 %** |
| **Scores** | **0** | **0.00 %** |

| | | |
|---|---|---|
| bar | 1 | 5.88 % |
| missed | 3 | 17.65 % |
| on goal | 3 | 17.65 % |
| blocked | 10 | 58.82 % |
| **Shots** | **17** | |
| **Scores** | **0** | |

© by Roman Koller (info@floorballstatistics.ch)

# Attack Statistics

## Switzerland U19

## Overall

## Czechia U19

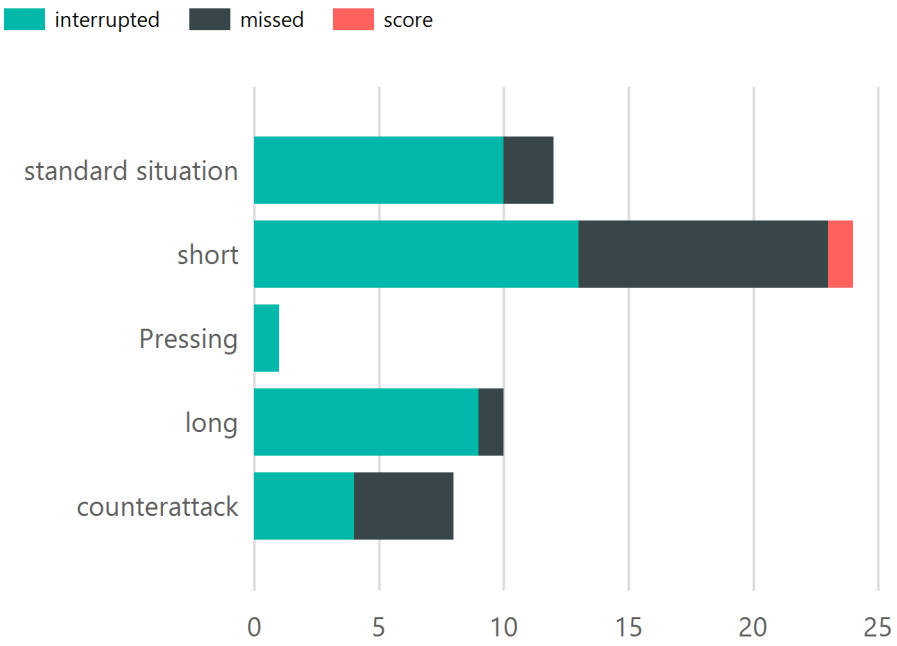


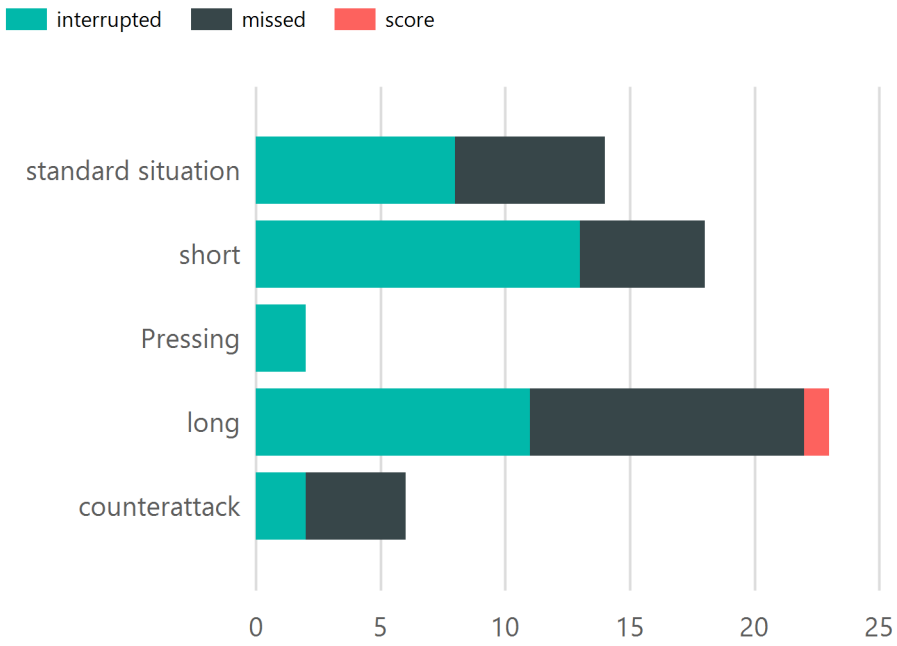


| Attack Type | interrupted | missed | score | Total |
|---|---|---|---|---|
| counterattack | 4 | 4 | 0 | **8** |
| long | 9 | 1 | 0 | **10** |
| Pressing | 1 | 0 | 0 | **1** |
| short | 13 | 10 | 1 | **24** |
| standard situation | 10 | 2 | 0 | **12** |
| **Total** | **37** | **17** | **1** | **55** |

| Attack Type | interrupted | missed | score | Total |
|---|---|---|---|---|
| counterattack | 2 | 4 | 0 | **6** |
| long | 11 | 11 | 1 | **23** |
| Pressing | 2 | 0 | 0 | **2** |
| short | 13 | 5 | 0 | **18** |
| standard situation | 8 | 6 | 0 | **14** |
| **Total** | **36** | **26** | **1** | **63** |

© by Roman Koller (info@floorballstatistics.ch)

# Attack Statistics

## Switzerland U19

## 1st Periode

## Czechia U19

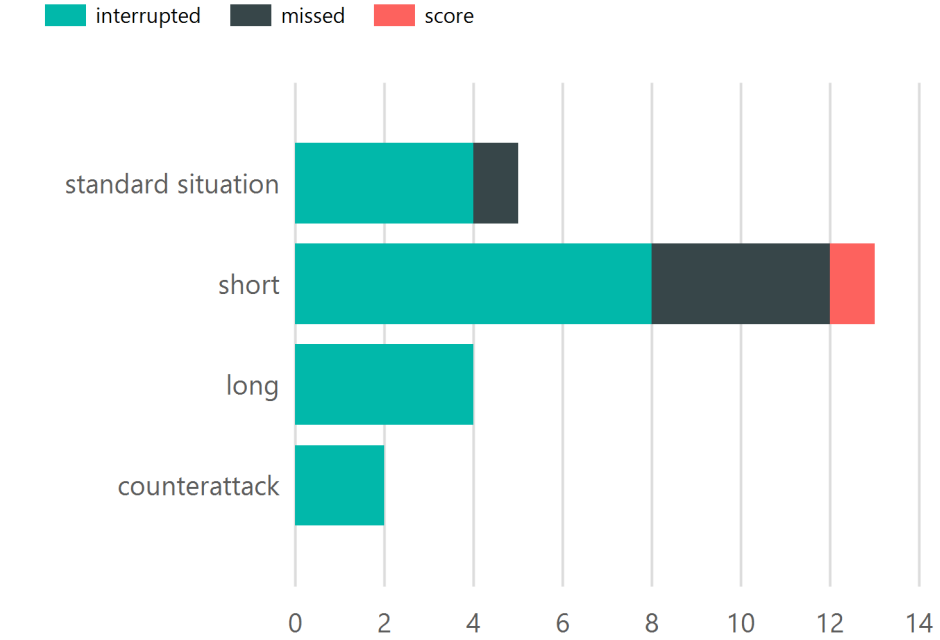


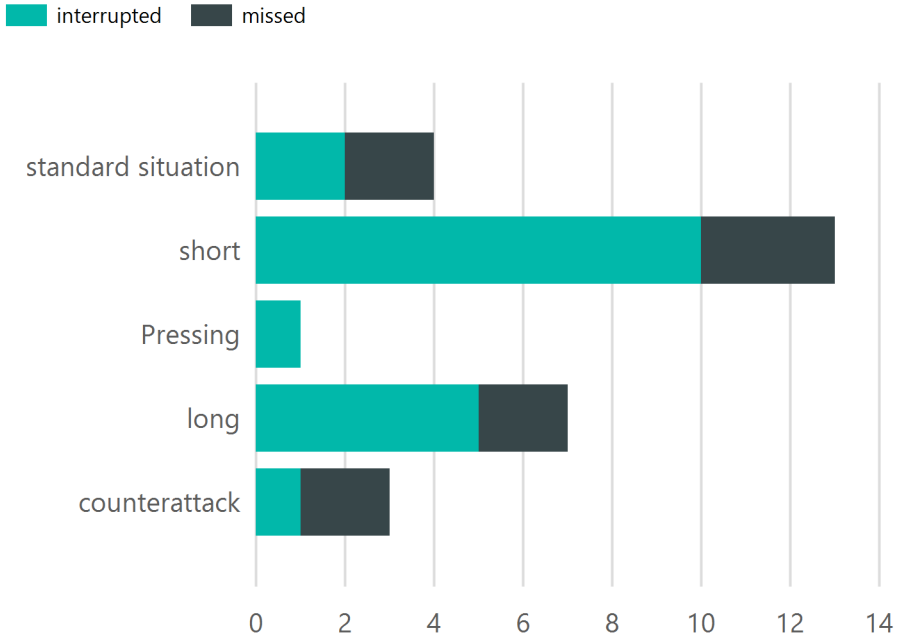


| Attack Type | interrupted | missed | score | Total |
|---|---|---|---|---|
| counterattack | 2 | 0 | 0 | **2** |
| long | 4 | 0 | 0 | **4** |
| short | 8 | 4 | 1 | **13** |
| standard situation | 4 | 1 | 0 | **5** |
| **Total** | **18** | **5** | **1** | **24** |

| Attack Type | interrupted | missed | Total |
|---|---|---|---|
| counterattack | 1 | 2 | **3** |
| long | 5 | 2 | **7** |
| Pressing | 1 | 0 | **1** |
| short | 10 | 3 | **13** |
| standard situation | 2 | 2 | **4** |
| **Total** | **19** | **9** | **28** |

© by Roman Koller (info@floorballstatistics.ch)

# Attack Statistics

## Switzerland U19

## 2nd Periode

## Czechia U19

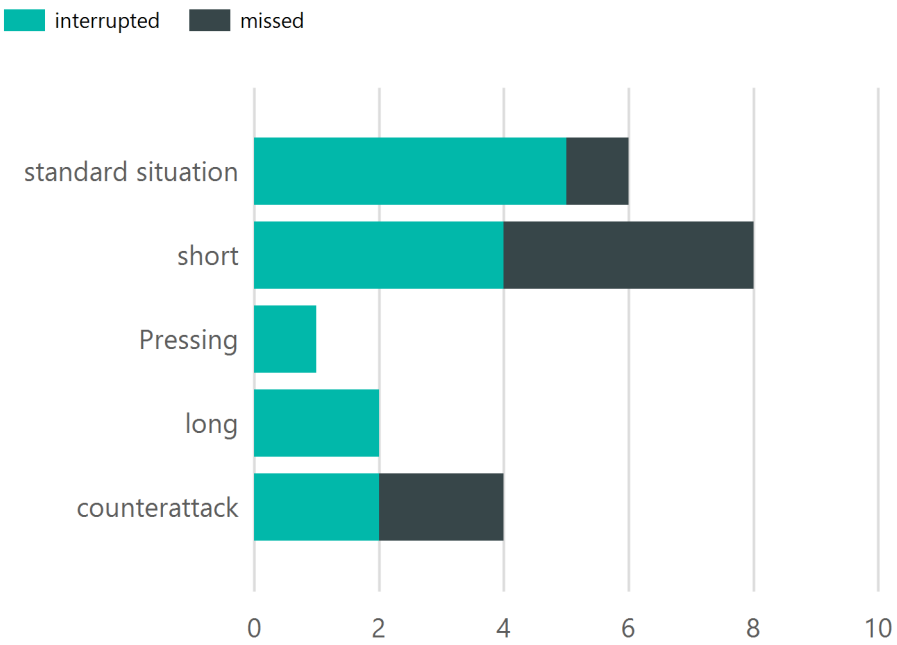


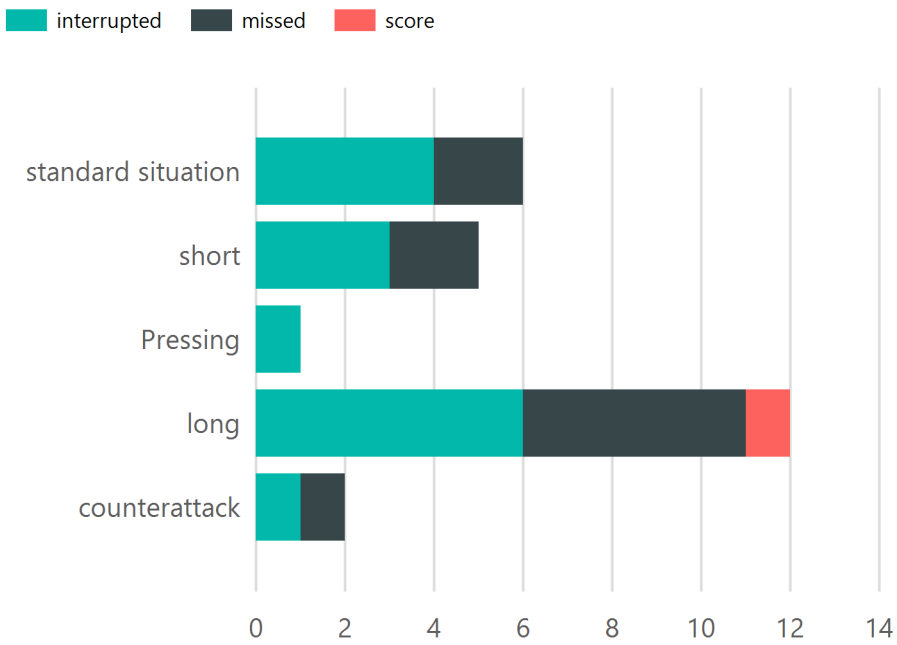


| Attack Type | interrupted | missed | Total |
|---|---|---|---|
| counterattack | 2 | 2 | **4** |
| long | 2 | 0 | **2** |
| Pressing | 1 | 0 | **1** |
| short | 4 | 4 | **8** |
| standard situation | 5 | 1 | **6** |
| **Total** | **14** | **7** | **21** |

| Attack Type | interrupted | missed | score | Total |
|---|---|---|---|---|
| counterattack | 1 | 1 | 0 | **2** |
| long | 6 | 5 | 1 | **12** |
| Pressing | 1 | 0 | 0 | **1** |
| short | 3 | 2 | 0 | **5** |
| standard situation | 4 | 2 | 0 | **6** |
| **Total** | **15** | **10** | **1** | **26** |

© by Roman Koller (info@floorballstatistics.ch)

# Attack Statistics



## Switzerland U19

## 3rd Periode

## Czechia U19

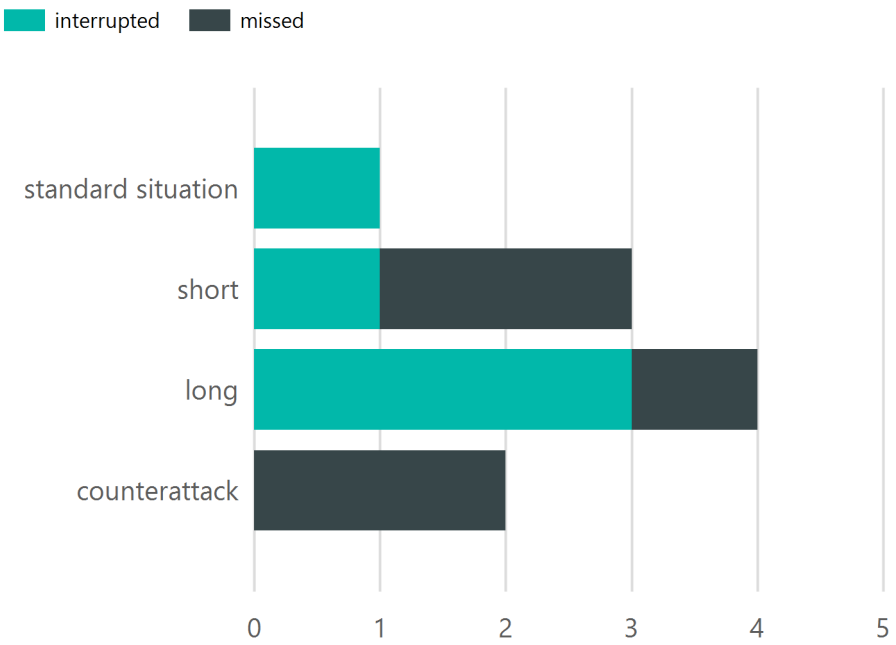


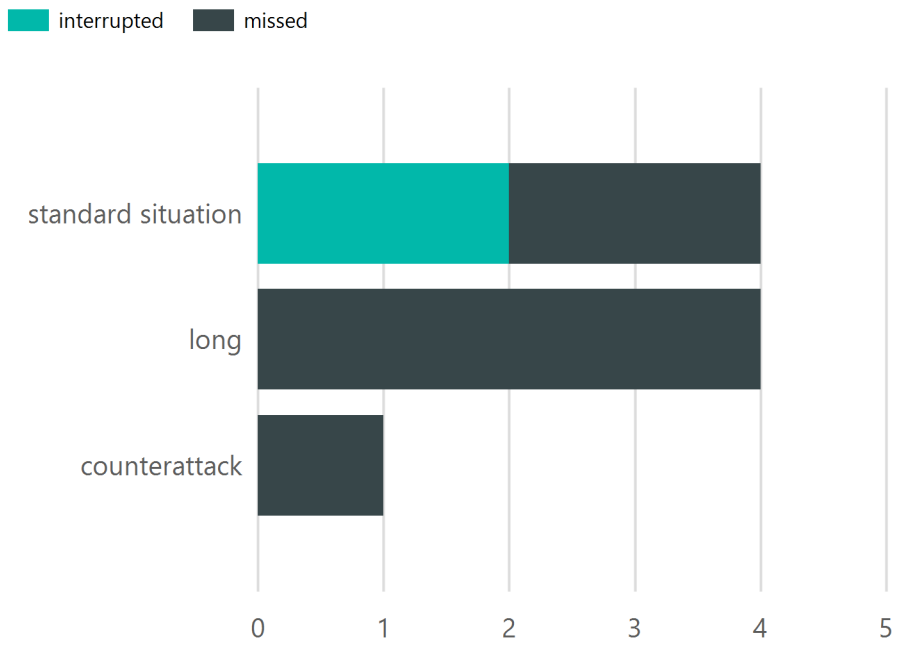


| Attack Type | interrupted | missed | Total |
|---|---|---|---|
| counterattack | 0 | 2 | **2** |
| long | 3 | 1 | **4** |
| short | 1 | 2 | **3** |
| standard situation | 1 | 0 | **1** |
| **Total** | **5** | **5** | **10** |

| Attack Type | interrupted | missed | Total |
|---|---|---|---|
| counterattack | 0 | 1 | **1** |
| long | 0 | 4 | **4** |
| standard situation | 2 | 2 | **4** |
| **Total** | **2** | **7** | **9** |

© by Roman Koller (info@floorballstatistics.ch)

# Attack Statistics

## Switzerland U19

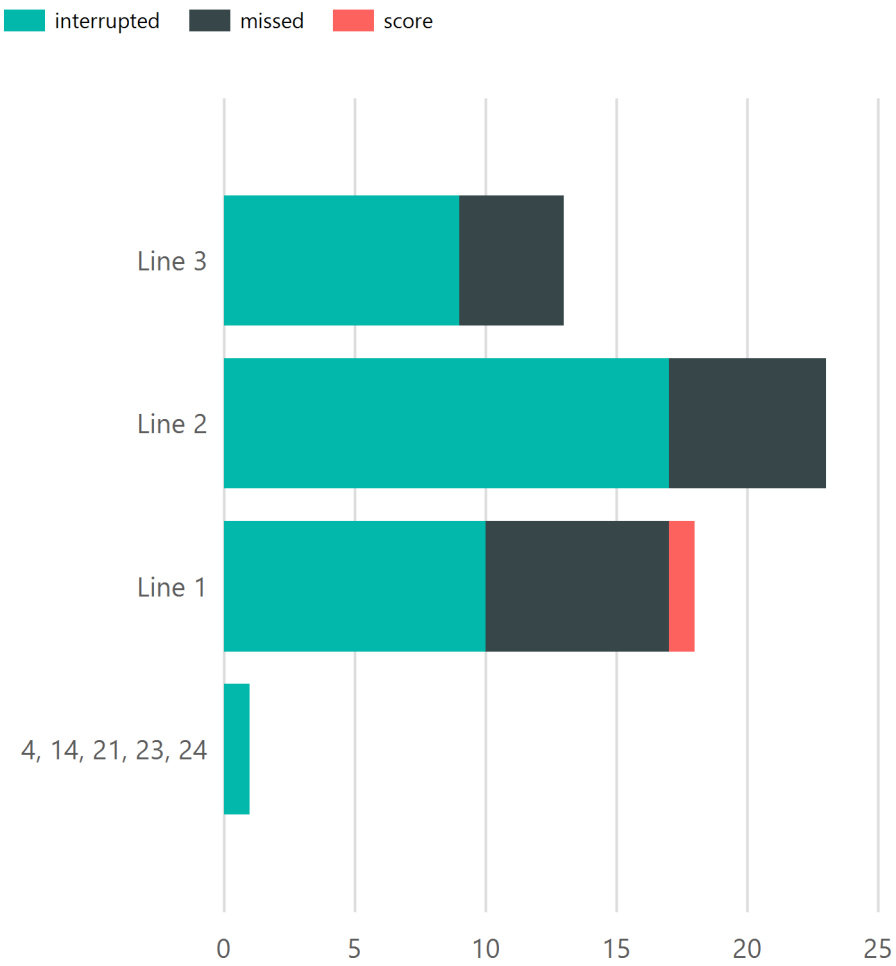


## Overall

| Players involved | interrupted | missed | score | Total |
|---|---|---|---|---|
| Line 3 | 9 | 4 | 0 | **13** |
| 4, 14, 21, 23, 24 | 1 | 0 | 0 | **1** |
| Line 2 | 17 | 6 | 0 | **23** |
| Line 1 | 10 | 7 | 1 | **18** |
| **Total** | **37** | **17** | **1** | **55** |

© by Roman Koller (info@floorballstatistics.ch)

# Attack Statistics

## Overall

## Czechia U19

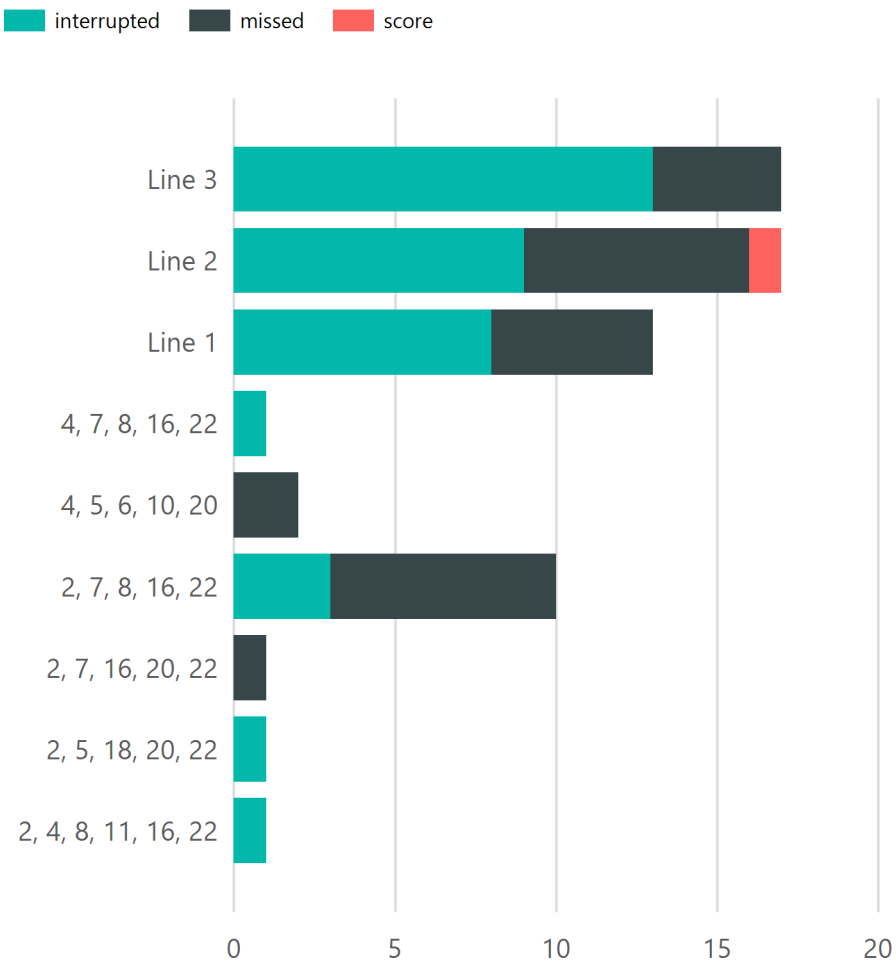


| Players involved | interrupted | missed | score | Total |
|---|---|---|---|---|
| Line 3 | 13 | 4 | 0 | **17** |
| 2, 7, 8, 16, 22 | 3 | 7 | 0 | **10** |
| 4, 5, 6, 10, 20 | 0 | 2 | 0 | **2** |
| 2, 7, 16, 20, 22 | 0 | 1 | 0 | **1** |
| 2, 5, 18, 20, 22 | 1 | 0 | 0 | **1** |
| Line 2 | 9 | 7 | 1 | **17** |
| 2, 4, 8, 11, 16, 22 | 1 | 0 | 0 | **1** |
| Line 1 | 8 | 5 | 0 | **13** |
| 4, 7, 8, 16, 22 | 1 | 0 | 0 | **1** |
| **Total** | **36** | **26** | **1** | **63** |

© by Roman Koller (info@floorballstatistics.ch)

# Attack Statistics



## Switzerland U19

## 1st Periode

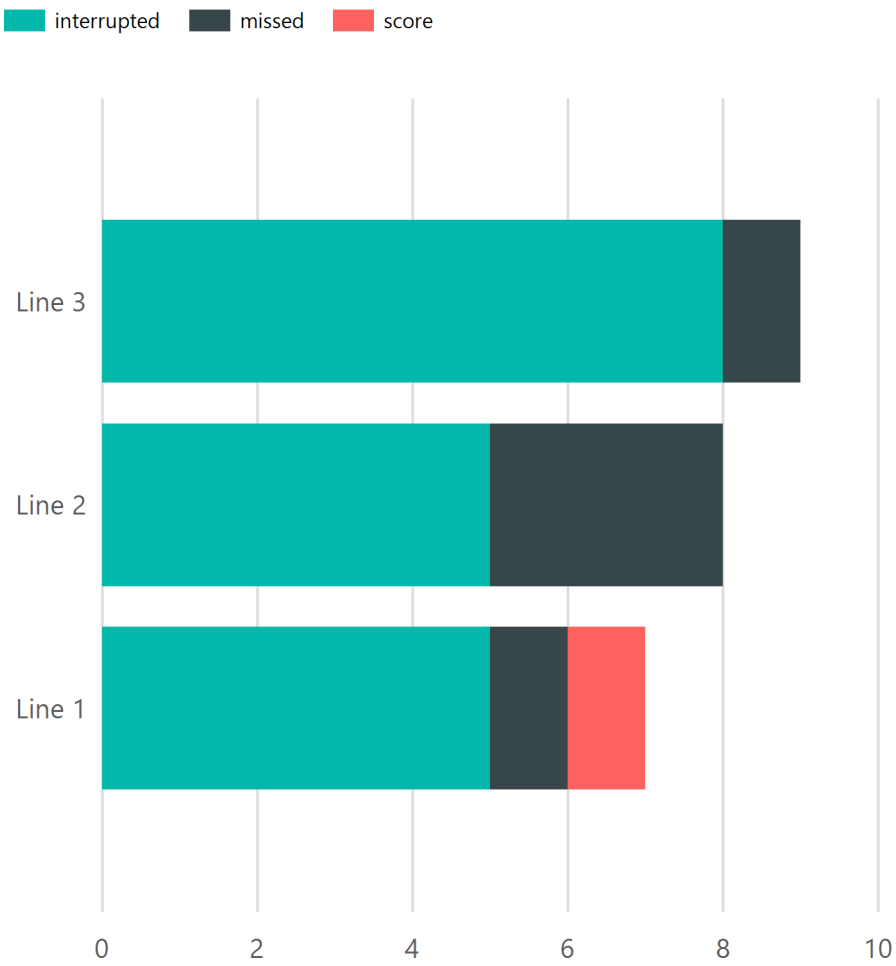


| Players involved | interrupted | missed | score | Total |
|---|---|---|---|---|
| Line 3 | 8 | 1 | 0 | **9** |
| Line 2 | 5 | 3 | 0 | **8** |
| Line 1 | 5 | 1 | 1 | **7** |
| **Total** | **18** | **5** | **1** | **24** |

© by Roman Koller (info@floorballstatistics.ch)

# Attack Statistics

## 1st Periode

## Czechia U19

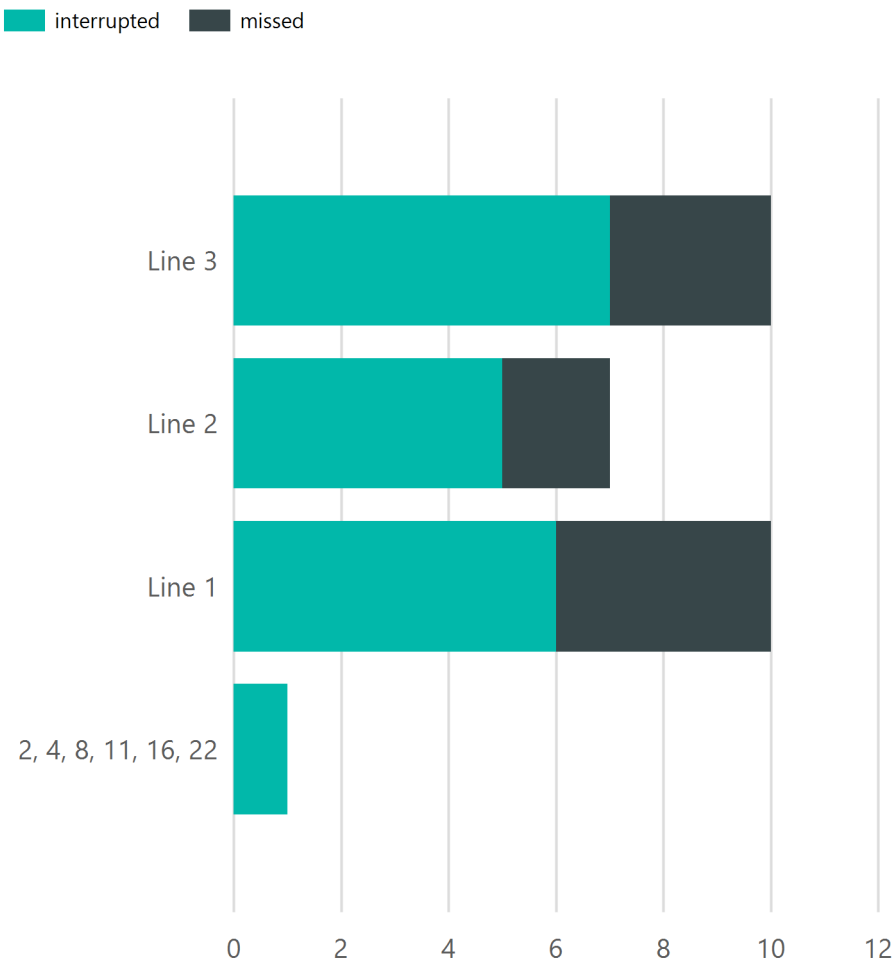


| Players involved | interrupted | missed | Total |
|---|---|---|---|
| Line 3 | 7 | 3 | **10** |
| Line 2 | 5 | 2 | **7** |
| 2, 4, 8, 11, 16, 22 | 1 | 0 | **1** |
| Line 1 | 6 | 4 | **10** |
| **Total** | **19** | **9** | **28** |

© by Roman Koller (info@floorballstatistics.ch)

# Attack Statistics



## Switzerland U19

## 2nd Periode

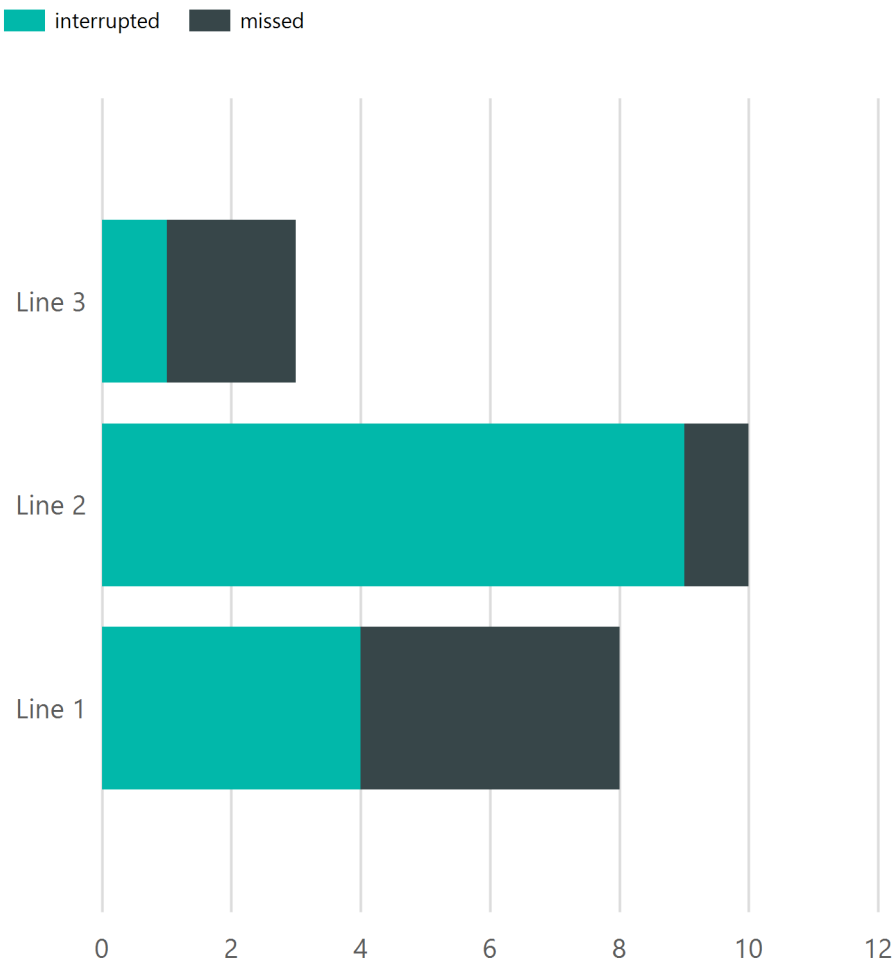


| Players involved | interrupted | missed | Total |
|---|---|---|---|
| Line 1 | 4 | 4 | **8** |
| Line 3 | 1 | 2 | **3** |
| Line 2 | 9 | 1 | **10** |
| **Total** | **14** | **7** | **21** |

© by Roman Koller (info@floorballstatistics.ch)

# Attack Statistics

## 2nd Periode

## Czechia U19

| Players involved | interrupted | missed | score | Total |
|---|---|---|---|---|
| Line 1 | 2 | 1 | 0 | **3** |
| Line 3 | 6 | 1 | 0 | **7** |
| 2, 7, 8, 16, 22 | 1 | 2 | 0 | **3** |
| 4, 5, 6, 10, 20 | 0 | 2 | 0 | **2** |
| 2, 5, 18, 20, 22 | 1 | 0 | 0 | **1** |
| Line 2 | 4 | 4 | 1 | **9** |
| 4, 7, 8, 16, 22 | 1 | 0 | 0 | **1** |
| **Total** | **15** | **10** | **1** | **26** |

© by Roman Koller (info@floorballstatistics.ch)

# Attack Statistics



## Switzerland U19

## 3rd Periode

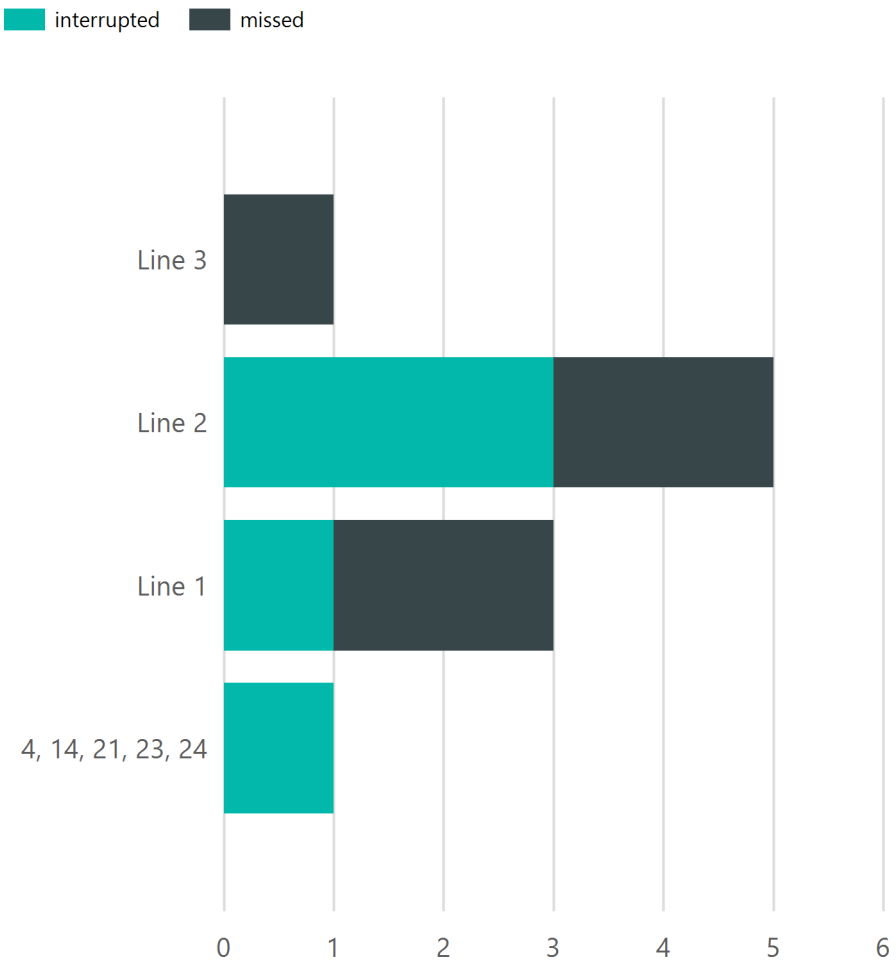


| Players involved | interrupted | missed | Total |
|---|---|---|---|
| Line 3 | 0 | 1 | **1** |
| Line 2 | 3 | 2 | **5** |
| 4, 14, 21, 23, 24 | 1 | 0 | **1** |
| Line 1 | 1 | 2 | **3** |
| **Total** | **5** | **5** | **10** |

© by Roman Koller (info@floorballstatistics.ch)

# Attack Statistics

## 3rd Periode

## Czechia U19

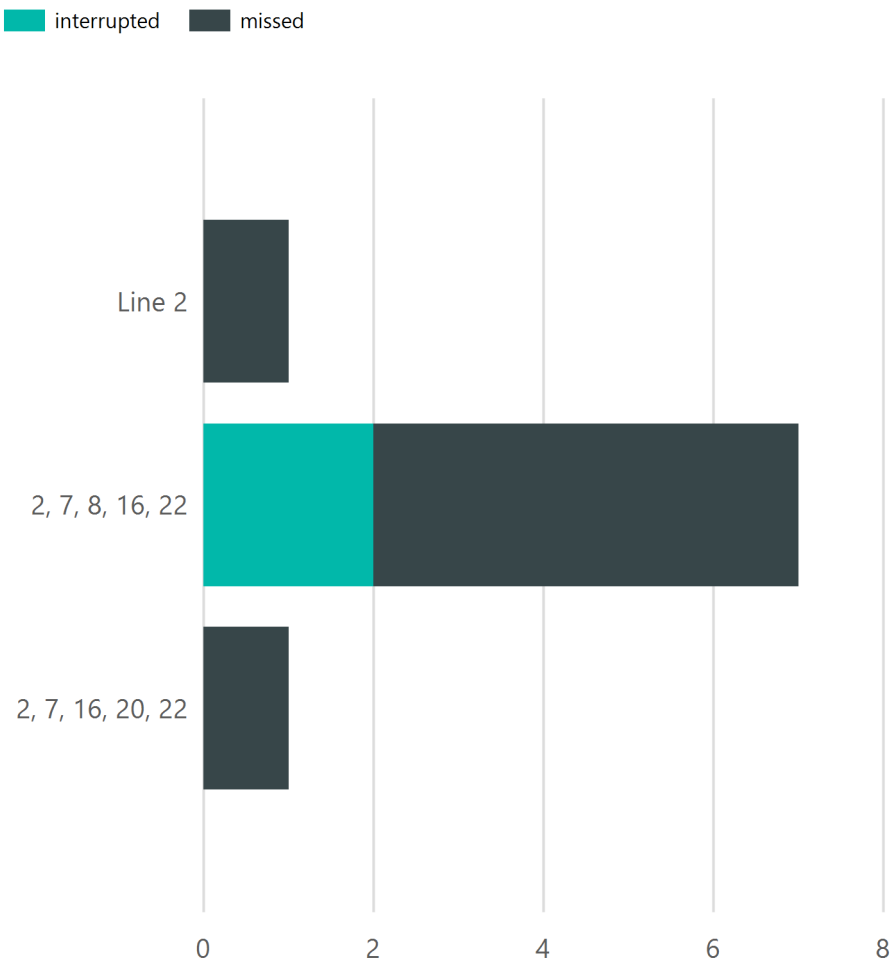


| Players involved | interrupted | missed | Total |
|---|---|---|---|
| Line 2 | 0 | 1 | **1** |
| 2, 7, 16, 20, 22 | 0 | 1 | **1** |
| 2, 7, 8, 16, 22 | 2 | 5 | **7** |
| **Total** | **2** | **7** | **9** |

© by Roman Koller (info@floorballstatistics.ch)