

SWISS UNIHOCKEY SUPERFINAL

Eventstatistik

Superfinal Männer

Main Partner

la Mobilière

CONCORDIA



Leading Partner

FLEUROP

HOSTPOINT

sau.ch
sports and underwear



Event Partner

FRUI
BOURG

FRICOURG
BLANC SERVICE DISTRIBUTION

Mizuno



SAGER



Event Statistics

Spiele

25.04.2026 Partie	Zuschauer	in %	Resultat	Dauer
17:30 Zug United - HC Rychenberg Winterthur	8'842	100.00	4 : 5 nP	02:36:00
Tagesschnitt	8'842	100.00		
Eventschnitt	8'842			

Event Statistics

Team Statistik	Spiele	Schüsse				Tore		Bullies			Strafen		
Team	gespielt	Total	auf's Tor	% auf's Tor	Effizienz (%)	erzielt	in %	Total	gewonnen	in %	Total (min)	in %	Total (Min eff)
HC Rychenberg Winterthur	1	68	33	48.53	12.12	4	50.00	14	7	50.00	2	100.00	00:01:00
Zug United	1	63	21	33.33	19.05	4	50.00	16	8	50.00	0	0.00	00:00:00
		131	54	41.22	14.81	8		30			2		

Event Statistics

HC Rychenberg Winterthur



	Tore erzielt	Tore erhalten	Strafminuten
Teamübersicht	4	4	2

Spieler/in	Spiele		Plus/Minus				Schüsse				Tore			Bullies			Strafen	
	gesamt	+	-	Bilanz	+ in %	- in %	Total	auf's Tor	% auf's Tor	Effizienz (%)	erzielt	Assists	in %	Total	gewonnen	in %	Total (min)	in %
19 Püntener Noah	1	3	2	1	75.00	50.00	8	5	62.50	40.00	2	0	50.00	1	0	0.00	0	0.00
13 Mutter Claudio	1	3	2	1	75.00	50.00	5	3	60.00	0.00	0	2	0.00	0	0	0.00	0	0.00
10 Egli Julian	1	1	1	0	25.00	25.00	3	3	100.00	33.33	1	0	25.00	0	0	0.00	0	0.00
5 Larsson Johan	1	3	2	1	75.00	50.00	8	5	62.50	20.00	1	0	25.00	0	0	0.00	0	0.00
6 Weissbach Oskar	1	3	2	1	75.00	50.00	11	5	45.45	0.00	0	0	0.00	6	3	50.00	0	0.00
7 Conrad Levin	1	1	2	-1	25.00	50.00	4	2	50.00	0.00	0	0	0.00	1	1	100.00	0	0.00
9 Oesch Kimo	1	1	2	-1	25.00	50.00	8	4	50.00	0.00	0	0	0.00	2	0	0.00	0	0.00
11 Maurer Manuel	1	0	1	-1	0.00	25.00	2	0	0.00	0.00	0	0	0.00	0	0	0.00	2	100.00
15 Matt Manuel	1	0	0	0	0.00	0.00	0	0	0.00	0.00	0	0	0.00	0	0	0.00	0	0.00
21 Rutz Niklas	1	0	0	0	0.00	0.00	0	0	0.00	0.00	0	0	0.00	0	0	0.00	0	0.00
22 Wöcke Michel	1	1	2	-1	25.00	50.00	6	1	16.67	0.00	0	0	0.00	1	0	0.00	0	0.00
23 Studer Tobias	1	0	1	-1	0.00	25.00	2	0	0.00	0.00	0	0	0.00	1	1	100.00	0	0.00
44 Jaaranen Dani	1	0	0	0	0.00	0.00	1	0	0.00	0.00	0	0	0.00	0	0	0.00	0	0.00
56 Hocevar Damian	1	0	0	0	0.00	0.00	0	0	0.00	0.00	0	0	0.00	0	0	0.00	0	0.00
61 Mutter Nico	1	1	1	0	25.00	25.00	1	1	100.00	0.00	0	0	0.00	2	2	100.00	0	0.00
66 Reich Kimmo	1	0	0	0	0.00	0.00	0	0	0.00	0.00	0	0	0.00	0	0	0.00	0	0.00
70 Boman Nils	1	0	0	0	0.00	0.00	0	0	0.00	0.00	0	0	0.00	0	0	0.00	0	0.00
71 Eyer Marco	1	0	0	0	0.00	0.00	1	1	100.00	0.00	0	0	0.00	0	0	0.00	0	0.00
81 Aeschmann Tim	1	3	2	1	75.00	50.00	6	1	16.67	0.00	0	0	0.00	0	0	0.00	0	0.00
91 Graf Timo	1	0	0	0	0.00	0.00	0	0	0.00	0.00	0	0	0.00	0	0	0.00	0	0.00
Summe							66	31	46.97	12.90				14	7	50.00	2	



HC Rychenberg Winterthur

Event Statistics

bar	0	0.00 %	bar	0	0.00 %	bar	0	0.00 %
blocked	0	0.00 %	blocked	0	0.00 %	blocked	0	0.00 %
missed	0	0.00 %	missed	4	40.00 %	missed	0	0.00 %
on goal	1	100.00 %	on goal	6	60.00 %	on goal	1	100.00 %
Shots	1	1.47 %	Shots	10	14.71 %	Shots	1	1.47 %
Scores	0	0.00 %	Scores	1	25.00 %	Scores	0	0.00 %

bar	0	0.00 %	bar	0	0.00 %	bar	0	0.00 %
missed	2	14.29 %	missed	4	22.22 %	blocked	2	22.22 %
blocked	5	35.71 %	blocked	5	27.78 %	missed	2	22.22 %
on goal	7	50.00 %	on goal	9	50.00 %	on goal	5	55.56 %
Shots	14	20.59 %	Shots	18	26.47 %	Shots	9	13.24 %
Scores	1	25.00 %	Scores	2	50.00 %	Scores	0	0.00 %

bar	0	0.00 %	bar	0	0.00 %	bar	0	0.00 %
missed	0	0.00 %	missed	1	12.50 %	on goal	0	0.00 %
on goal	1	33.33 %	on goal	3	37.50 %	blocked	1	25.00 %
blocked	2	66.67 %	blocked	4	50.00 %	missed	3	75.00 %
Shots	3	4.41 %	Shots	8	11.76 %	Shots	4	5.88 %
Scores	0	0.00 %	Scores	0	0.00 %	Scores	0	0.00 %

bar	0	0.00 %
missed	16	23.53 %
blocked	19	27.94 %
on goal	33	48.53 %
Shots	68	
Scores	4	

Total on Goal	1	Total on Goal	6	Total on Goal	1
Total Shots	1	Total Shots	10	Total Shots	1
Total Scores	0	Total Scores	1	Total Scores	0
Precision	100.00 %	Precision	60.00 %	Precision	100.00 %
Efficiency	0.00 %	Efficiency	16.67 %	Efficiency	0.00 %

Total on Goal	7	Total on Goal	9	Total on Goal	5
Total Shots	14	Total Shots	18	Total Shots	9
Total Scores	1	Total Scores	2	Total Scores	0
Precision	50.00 %	Precision	50.00 %	Precision	55.56 %
Efficiency	14.29 %	Efficiency	22.22 %	Efficiency	0.00 %

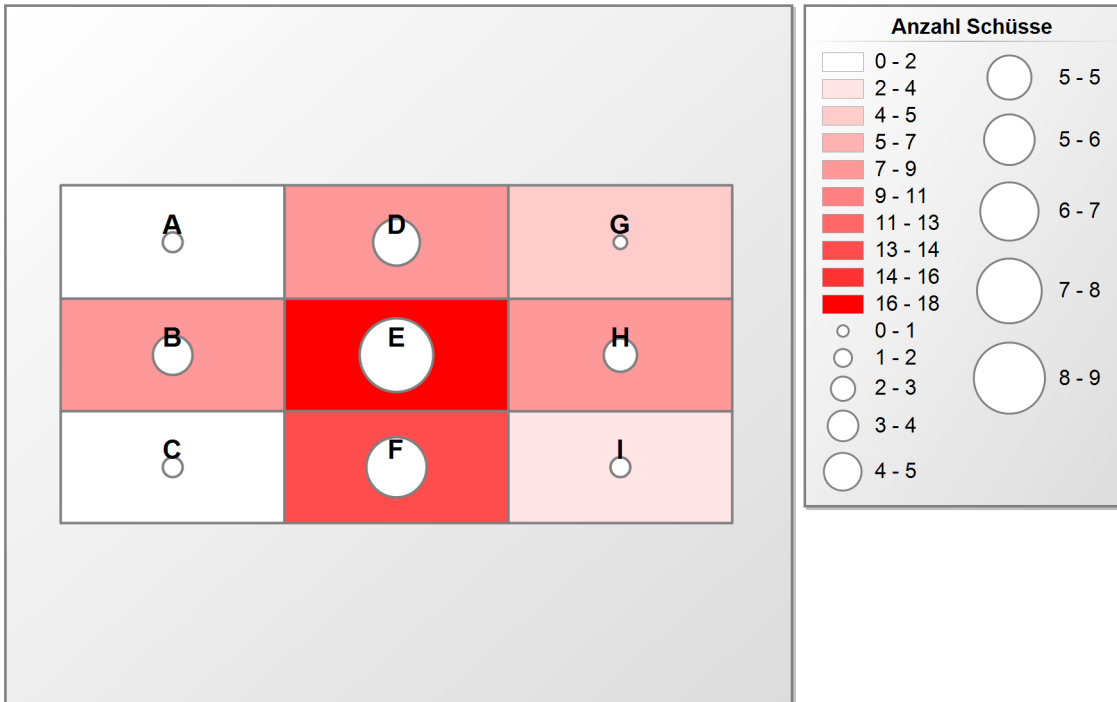
Total on Goal	1	Total on Goal	3	Total on Goal	0
Total Shots	3	Total Shots	8	Total Shots	4
Total Scores	0	Total Scores	0	Total Scores	0
Precision	33.33 %	Precision	37.50 %	Precision	0.00 %
Efficiency	0.00 %	Efficiency	0.00 %	Efficiency	NaN

Total on Goal	33
Total Shots	68
Total Scores	4
Precision	48.53 %
Efficiency	12.12 %

Event Statistics



Schussverteilung und Schüsse auf's Tor



Zone (Fields)	A	B	C	D	E	F	G	H	I	Total
Total	1	8	1	9	18	14	4	8	3	66
on Goal (Circles)	1	4	1	5	9	7	0	3	1	31

Event Statistics

Zug United



	Tore erzielt	Tore erhalten	Strafminuten
Teamübersicht	4	4	0

Spieler/in	Spiele		Plus/Minus				Schüsse				Tore			Bullies			Strafen		
	gespielt		+	-	Bilanz	+ in %	- in %	Total	auf's Tor	% auf's Tor	Effizienz (%)	erzielt	Assists	in %	Total	gewonnen	in %	Total (min)	in %
73 Kainulainen Justus	1		4	3	1	100.00	75.00	16	5	31.25	40.00	2	2	50.00	9	5	55.56	0	0.00
97 Nilsberth Robin	1		4	3	1	100.00	75.00	7	2	28.57	50.00	1	0	25.00	1	1	100.00	0	0.00
87 Kailiala Miko	1		4	3	1	100.00	75.00	11	5	45.45	20.00	1	0	25.00	0	0	0.00	0	0.00
22 Sjögren Albin	1		4	2	2	100.00	50.00	7	4	57.14	0.00	0	1	0.00	0	0	0.00	0	0.00
6 Hedlund Linus	1		0	1	-1	0.00	25.00	3	0	0.00	0.00	0	0	0.00	1	1	100.00	0	0.00
7 Gustafsson Tobias	1		3	2	1	75.00	50.00	7	1	14.29	0.00	0	0	0.00	0	0	0.00	0	0.00
8 Staub Manuel	1		0	0	0	0.00	0.00	0	0	0.00	0.00	0	0	0.00	0	0	0.00	0	0.00
9 Flütsch Tobias	1		0	1	-1	0.00	25.00	1	0	0.00	0.00	0	0	0.00	0	0	0.00	0	0.00
11 Arnold Linus	1		0	0	0	0.00	0.00	3	1	33.33	0.00	0	0	0.00	1	0	0.00	0	0.00
14 Neidhart Raphael	1		1	2	-1	25.00	50.00	3	1	33.33	0.00	0	0	0.00	1	0	0.00	0	0.00
19 Nigg Severin	1		0	1	-1	0.00	25.00	4	2	50.00	0.00	0	0	0.00	1	0	0.00	0	0.00
27 Flütsch Fabio	1		0	0	0	0.00	0.00	0	0	0.00	0.00	0	0	0.00	0	0	0.00	0	0.00
31 Christen Maurus	1		0	0	0	0.00	0.00	0	0	0.00	0.00	0	0	0.00	0	0	0.00	0	0.00
33 Hofmann Loris	1		0	0	0	0.00	0.00	0	0	0.00	0.00	0	0	0.00	0	0	0.00	0	0.00
40 Stocker Joël	1		0	0	0	0.00	0.00	0	0	0.00	0.00	0	0	0.00	0	0	0.00	0	0.00
48 Stettler Jonas	1		0	0	0	0.00	0.00	0	0	0.00	0.00	0	0	0.00	0	0	0.00	0	0.00
68 Christen Andrin	1		0	2	-2	0.00	50.00	1	0	0.00	0.00	0	0	0.00	0	0	0.00	0	0.00
77 Johansson Sami	1		0	0	0	0.00	0.00	0	0	0.00	0.00	0	0	0.00	2	1	50.00	0	0.00
95 Kürschner Janik	1		0	0	0	0.00	0.00	0	0	0.00	0.00	0	0	0.00	0	0	0.00	0	0.00
99 Bisig Noah	1		0	0	0	0.00	0.00	0	0	0.00	0.00	0	0	0.00	0	0	0.00	0	0.00
								63	21	33.33	19.05				16	8	50.00	0	



ZUG UNITED
UNIHOCKEY

Zug United

Event Statistics

bar	0	0.00 %	bar	0	0.00 %	bar	0	0.00 %
blocked	0	0.00 %	blocked	0	0.00 %	blocked	0	0.00 %
missed	0	0.00 %	missed	0	0.00 %	missed	0	0.00 %
on goal	0	0.00 %	on goal	3	100.00 %	on goal	0	0.00 %
Shots	0	0.00 %	Shots	3	4.76 %	Shots	0	0.00 %
Scores	0	0.00 %	Scores	1	25.00 %	Scores	0	0.00 %

bar	0	0.00 %	bar	0	0.00 %	bar	0	0.00 %
missed	1	14.29 %	on goal	3	20.00 %	blocked	3	23.08 %
on goal	2	28.57 %	blocked	6	40.00 %	missed	3	23.08 %
blocked	4	57.14 %	missed	6	40.00 %	on goal	7	53.85 %
Shots	7	11.11 %	Shots	15	23.81 %	Shots	13	20.63 %
Scores	0	0.00 %	Scores	1	25.00 %	Scores	0	0.00 %

bar	0	0.00 %	bar	0	0.00 %	bar	0	0.00 %
missed	0	0.00 %	missed	3	25.00 %	on goal	0	0.00 %
on goal	2	40.00 %	on goal	4	33.33 %	missed	2	25.00 %
blocked	3	60.00 %	blocked	5	41.67 %	blocked	6	75.00 %
Shots	5	7.94 %	Shots	12	19.05 %	Shots	8	12.70 %
Scores	0	0.00 %	Scores	2	50.00 %	Scores	0	0.00 %

bar	0	0.00 %
missed	15	23.81 %
on goal	21	33.33 %
blocked	27	42.86 %
Shots	63	
Scores	4	

Total on Goal	0	Total on Goal	3	Total on Goal	0
Total Shots	0	Total Shots	3	Total Shots	0
Total Scores	0	Total Scores	1	Total Scores	0
Precision	NaN	Precision	100.00 %	Precision	NaN
Efficiency	NaN	Efficiency	33.33 %	Efficiency	NaN

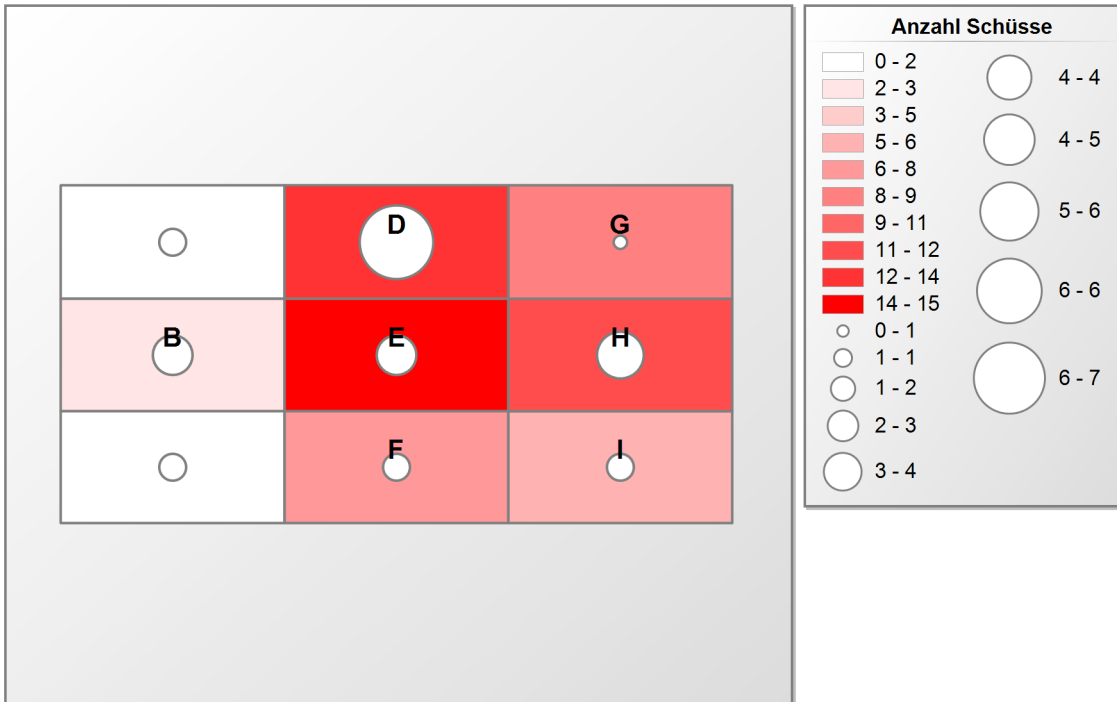
Total on Goal	2	Total on Goal	3	Total on Goal	7
Total Shots	7	Total Shots	15	Total Shots	13
Total Scores	0	Total Scores	1	Total Scores	0
Precision	28.57 %	Precision	20.00 %	Precision	53.85 %
Efficiency	0.00 %	Efficiency	33.33 %	Efficiency	0.00 %

Total on Goal	2	Total on Goal	4	Total on Goal	0
Total Shots	5	Total Shots	12	Total Shots	8
Total Scores	0	Total Scores	2	Total Scores	0
Precision	40.00 %	Precision	33.33 %	Precision	0.00 %
Efficiency	0.00 %	Efficiency	50.00 %	Efficiency	NaN

Total on Goal	21
Total Shots	63
Total Scores	4
Precision	33.33 %
Efficiency	19.05 %

Event Statistics

Schussverteilung und Schüsse auf's Tor



Zone (Fields)	B	D	E	F	G	H	I	Total
Total	3	13	15	7	8	12	5	63
on Goal (Circles)	3	7	3	2	0	4	2	21

Event Statistics

Spieler Statistik			Spiele	Schüsse				Tore			Scorer Punkte		Bullies			Strafen	
	Spieler/in	Team	gespielt	Total	auf's Tor	% auf's Tor	Effizienz (%)	erzielt	Assists	in %	Total	Pkt./Spiel	Total	gewonnen	in %	Total (min)	in %
1.	Kainulainen Justus (73)	Zug	1	16	5	31.25	40.00	2	2	25.00	4	4.00	9	5	55.56	0	0.00
2.	Püntener Noah (19)	HCR	1	8	5	62.50	40.00	2	0	25.00	2	2.00	1	0	0.00	0	0.00
3.	Mutter Claudio (13)	HCR	1	5	3	60.00	0.00	0	2	0.00	2	2.00	0	0	0.00	0	0.00
4.	Nilsberth Robin (97)	Zug	1	7	2	28.57	50.00	1	0	12.50	1	1.00	1	1	100.00	0	0.00
5.	Egli Julian (10)	HCR	1	3	3	100.00	33.33	1	0	12.50	1	1.00	0	0	0.00	0	0.00
6.	Larsson Johan (5)	HCR	1	8	5	62.50	20.00	1	0	12.50	1	1.00	0	0	0.00	0	0.00
7.	Kaillala Miko (87)	Zug	1	11	5	45.45	20.00	1	0	12.50	1	1.00	0	0	0.00	0	0.00
8.	Sjögren Albin (22)	Zug	1	7	4	57.14	0.00	0	1	0.00	1	1.00	0	0	0.00	0	0.00
9.	Weissbach Oskar (6)	HCR	1	11	5	45.45	0.00	0	0	0.00	0	0.00	6	3	50.00	0	0.00
10.	Conrad Levin (7)	HCR	1	4	2	50.00	0.00	0	0	0.00	0	0.00	1	1	100.00	0	0.00
11.	Oesch Kimo (9)	HCR	1	8	4	50.00	0.00	0	0	0.00	0	0.00	2	0	0.00	0	0.00
12.	Maurer Manuel (11)	HCR	1	2	0	0.00	0.00	0	0	0.00	0	0.00	0	0	0.00	2	100.00
13.	Matt Manuel (15)	HCR	1	0	0	0.00	0.00	0	0	0.00	0	0.00	0	0	0.00	0	0.00
14.	Rutz Niklas (21)	HCR	1	0	0	0.00	0.00	0	0	0.00	0	0.00	0	0	0.00	0	0.00
15.	Wöcke Michel (22)	HCR	1	6	1	16.67	0.00	0	0	0.00	0	0.00	1	0	0.00	0	0.00
16.	Studer Tobias (23)	HCR	1	2	0	0.00	0.00	0	0	0.00	0	0.00	1	1	100.00	0	0.00
17.	Jaaranen Dani (44)	HCR	1	1	0	0.00	0.00	0	0	0.00	0	0.00	0	0	0.00	0	0.00
18.	Hocevar Damian (56)	HCR	1	0	0	0.00	0.00	0	0	0.00	0	0.00	0	0	0.00	0	0.00
19.	Mutter Nico (61)	HCR	1	1	1	100.00	0.00	0	0	0.00	0	0.00	2	2	100.00	0	0.00
20.	Reich Kimmo (66)	HCR	1	0	0	0.00	0.00	0	0	0.00	0	0.00	0	0	0.00	0	0.00
21.	Boman Nils (70)	HCR	1	0	0	0.00	0.00	0	0	0.00	0	0.00	0	0	0.00	0	0.00
22.	Eyer Marco (71)	HCR	1	1	1	100.00	0.00	0	0	0.00	0	0.00	0	0	0.00	0	0.00
23.	Aeschmann Tim (81)	HCR	1	6	1	16.67	0.00	0	0	0.00	0	0.00	0	0	0.00	0	0.00
24.	Graf Timo (91)	HCR	1	0	0	0.00	0.00	0	0	0.00	0	0.00	0	0	0.00	0	0.00
25.	Hedlund Linus (6)	Zug	1	3	0	0.00	0.00	0	0	0.00	0	0.00	1	1	100.00	0	0.00
26.	Gustafsson Tobias (7)	Zug	1	7	1	14.29	0.00	0	0	0.00	0	0.00	0	0	0.00	0	0.00
27.	Staub Manuel (8)	Zug	1	0	0	0.00	0.00	0	0	0.00	0	0.00	0	0	0.00	0	0.00
28.	Flütsch Tobias (9)	Zug	1	1	0	0.00	0.00	0	0	0.00	0	0.00	0	0	0.00	0	0.00
29.	Arnold Linus (11)	Zug	1	3	1	33.33	0.00	0	0	0.00	0	0.00	1	0	0.00	0	0.00
30.	Neidhart Raphael (14)	Zug	1	3	1	33.33	0.00	0	0	0.00	0	0.00	1	0	0.00	0	0.00
31.	Nigg Severin (19)	Zug	1	4	2	50.00	0.00	0	0	0.00	0	0.00	1	0	0.00	0	0.00

Event Statistics

Spieler Statistik			Spiele	Schüsse				Tore			Scorer Punkte		Bullies			Strafen		
	Spieler/in	Team	gespielt	Total	auf's Tor	% auf's Tor	Effizienz (%)	erzielt	Assists	in %	Total	Pkt./Spiel	Total	gewonnen	in %	Total (min)	in %	
32.	Flütsch Fabio (27)	Zug	1	0	0	0.00	0.00	0	0	0.00	0	0.00	0	0	0.00	0	0.00	
33.	Christen Maurus (31)	Zug	1	0	0	0.00	0.00	0	0	0.00	0	0.00	0	0	0.00	0	0.00	
34.	Hofmann Loris (33)	Zug	1	0	0	0.00	0.00	0	0	0.00	0	0.00	0	0	0.00	0	0.00	
35.	Stocker Joël (40)	Zug	1	0	0	0.00	0.00	0	0	0.00	0	0.00	0	0	0.00	0	0.00	
36.	Stettler Jonas (48)	Zug	1	0	0	0.00	0.00	0	0	0.00	0	0.00	0	0	0.00	0	0.00	
37.	Christen Andrin (68)	Zug	1	1	0	0.00	0.00	0	0	0.00	0	0.00	0	0	0.00	0	0.00	
38.	Johansson Sami (77)	Zug	1	0	0	0.00	0.00	0	0	0.00	0	0.00	2	1	50.00	0	0.00	
39.	Kürschner Janik (95)	Zug	1	0	0	0.00	0.00	0	0	0.00	0	0.00	0	0	0.00	0	0.00	
40.	Bisig Noah (99)	Zug	1	0	0	0.00	0.00	0	0	0.00	0	0.00	0	0	0.00	0	0.00	
				129	52	40.31	15.38	8						30			2	


Sortierung:

1. Scorer Punkte
2. Score Punkte pro Spiel
3. Geschossene Tore
4. Effizienz

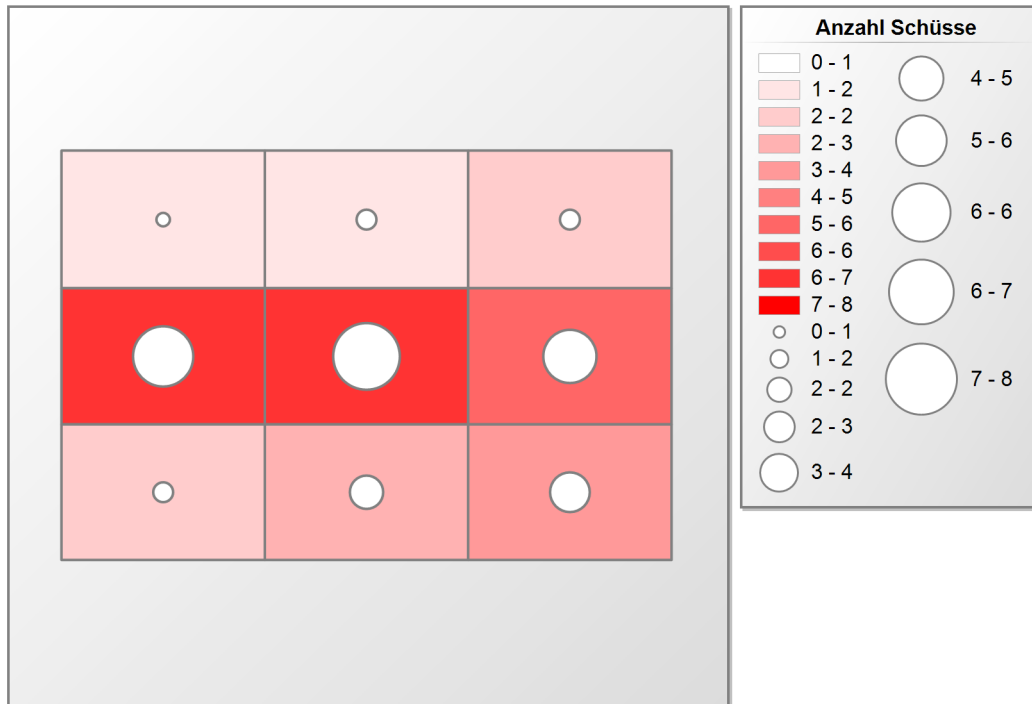
Event Statistics

	Abwehr					Tor erhalten							
	Fuss/Beine	Hand/Arm	Körper	Maske	Total		keine Reaktion	verpasst	Verschiebung	Total	Total	Saves	Saves in %
62 Nils Schälin	3	18	6	1	28		1	1	2	4	32	28	87.50
35 Eric Kunz	4	6	3	3	16	1	2	1		4	20	16	80.00
Total	7	24	9	4	44	1	3	2	2	8	52	44	84.62

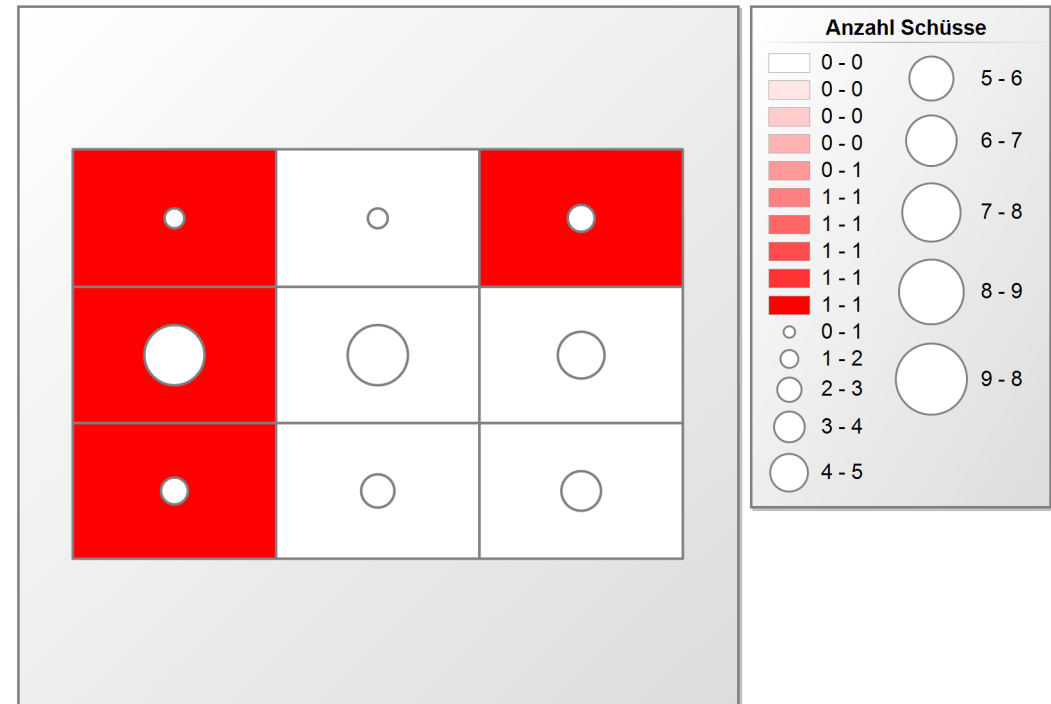
Event Statistics

	Abwehr					Tor erhalten				Total	Saves	Saves in %
	Fuss/Beine	Hand/Arm	Körper	Maske	Total	keine Reaktion	verpasst	Verschiebung	Total			
62 Nils Schälin	3	18	6	1	28	1	1	2	4	32	28	87.50
Total	3	18	6	1	28	1	1	2	4	32	28	87.50

Schüsse und Saves



Erhaltene Tore und Schüsse

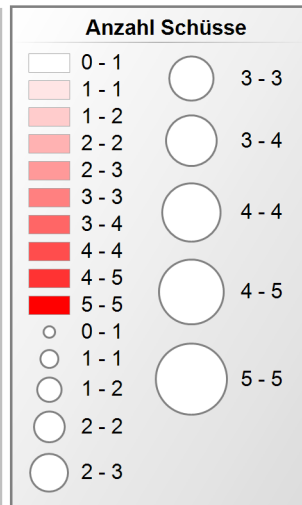
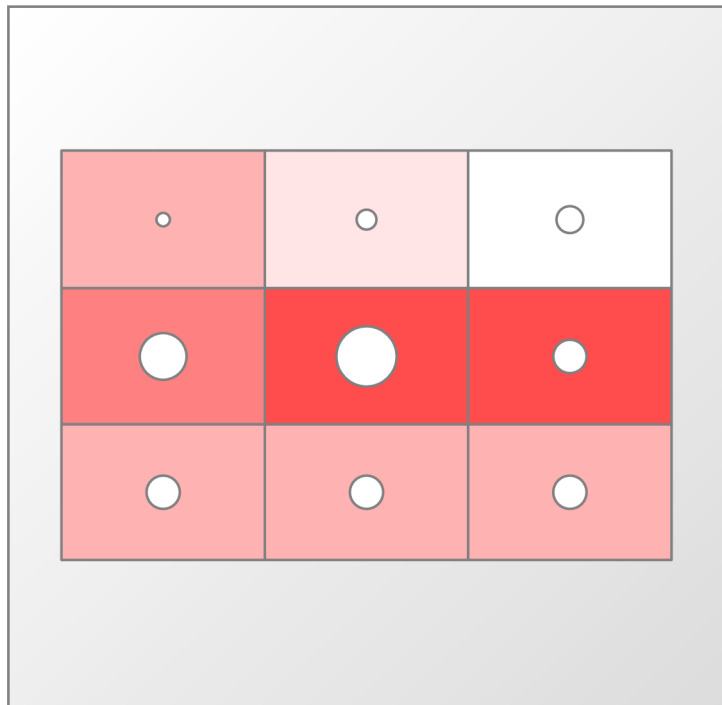


Event Statistics

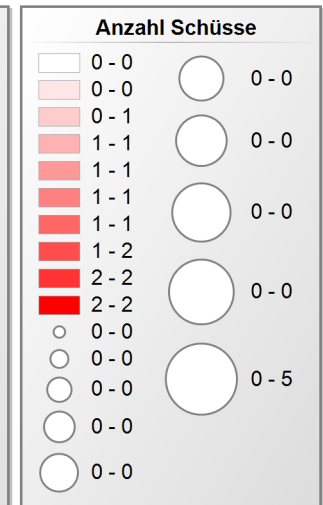
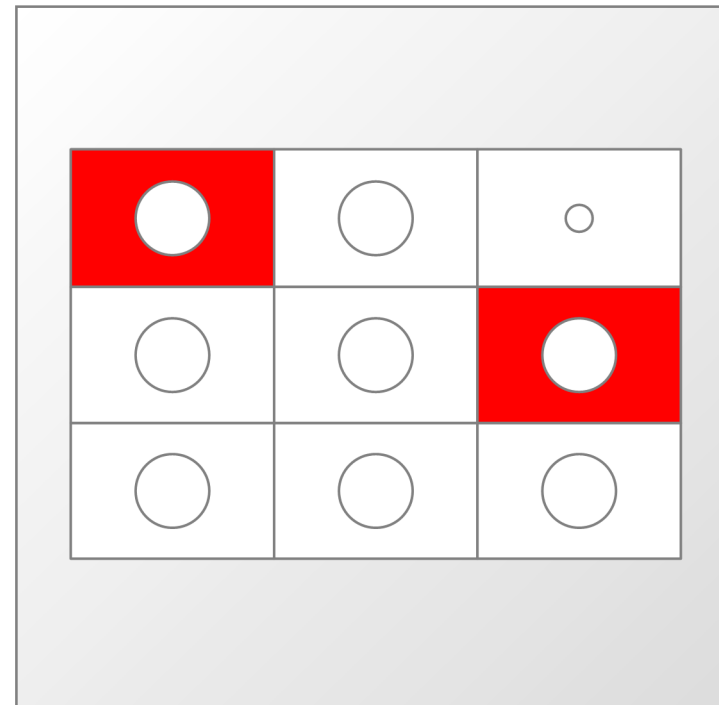


	Abwehr					Tor erhalten			Total	Saves	Saves in %	
	Fuss/Beine	Hand/Arm	Körper	Maske	Total	keine Reaktion	verpasst	Total				
35 Eric Kunz	4	6	3	3	16	1	2	1	4	20	16	80.00
Total	4	6	3	3	16	1	2	1	4	20	16	80.00

Schüsse und Saves



Erhaltene Tore und Schüsse



SWISS UNIHOCKEY SUPERFINAL

Spielstatistik

Superfinal Männer



VS



Main Partner

la Mobilière

CONCORDIA



Leading Partner

FLEUROP

HOSTPOINT

sau.ch
sports and underwear



Event Partner

FRUI
BOURG

FRICOURG
BLANC SERVICE D'ENTRETIEN

Mizuno

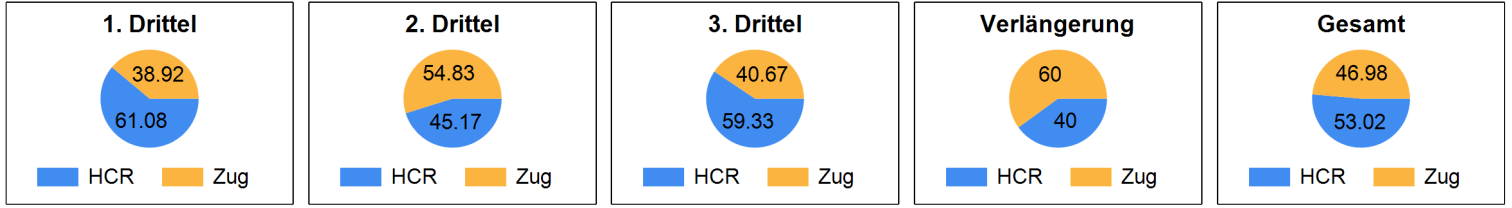


SAGER



Game Statistics

Ballbesitz



Zug United



4 | 5 nP

1.	0	1
2.	2	3
3.	2	0
Verl.	0	0

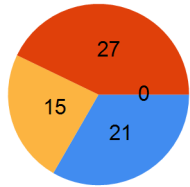
HC Rychenberg Winterthur



Penaltyschiessen



Schussstatistik



auf's Tor daneben geblockt Pfofen

	1.	2.	3.	Verl.	Total
auf's Tor	4	9	6	2	21
daneben	0	5	7	3	15
geblockt	7	10	6	4	27
Pfofen	0	0	0	0	0
	11	24	19	9	63

Präzision (%)	36.36	37.50	31.58	22.22	33.33
Effizienz (%)	0.00	22.22	33.33	0.00	19.05

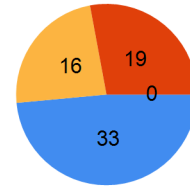
Torhüter Statistik

	62 Nils Schälin	
	Schüsse	Gehalten
1.	9	8
	88.89%	
2.	16	13
	81.25%	
3.	4	4
	100.00%	
Verl.	4	4
	100.00%	
Total	33	29
	87.88%	

Strafzeitstatistik

	1.	2.	3.	Verl.	Total	Tore
Überzahl	00:00	00:00	00:00	51:00	01:00	0
Unterzahl	00:00	00:00	00:00	00:00	0	0

Schussstatistik



auf's Tor daneben geblockt Pfofen

	1.	2.	3.	Verl.	Total
auf's Tor	9	16	4	4	33
daneben	3	6	3	4	16
geblockt	1	3	12	3	19
Pfofen	0	0	0	0	0
	13	25	19	11	68

Präzision (%)	69.23	64.00	21.05	36.36	48.53
Effizienz (%)	11.11	18.75	0.00	0.00	12.12

Torhüter Statistik

	35 Eric Kunz	
	Schüsse	Gehalten
1.	4	4
	100.00%	
2.	9	7
	77.78%	
3.	6	4
	66.67%	
Verl.	2	2
	100.00%	
Total	21	17
	80.95%	

Strafzeitstatistik

	1.	2.	3.	Verl.	Total	Tore
Überzahl	00:00	00:00	00:00	00:00	0	0
Unterzahl	00:00	00:00	00:00	51:00	01:00	0

Game Statistics

Spielverlauf

1. Drittel

Zeit	Resultat	Team	Situation	#	Spieler/in	#	Assist	Speed
2.41	0-1	HC Rychenberg Winterthur		5	Johan Larsson	13	Claudio Mutter	0.00

2. Drittel

Zeit	Resultat	Team	Situation	#	Spieler/in	#	Assist	Speed
23.36	0-2	HC Rychenberg Winterthur		10	Julian Egli			0.00
23.41	0-3	HC Rychenberg Winterthur		19	Noah Püntener	13	Claudio Mutter	0.00
33.08	0-4	HC Rychenberg Winterthur		19	Noah Püntener			0.00
38.54	1-4	Zug United		87	Miko Kailiala	73	Justus Kainulainen	0.00
39.01	2-4	Zug United		73	Justus Kainulainen			0.00

3. Drittel

Zeit	Resultat	Team	Situation	#	Spieler/in	#	Assist	Speed
42.37	3-4	Zug United		97	Robin Nilsberth	73	Justus Kainulainen	0.00
44.50	4-4	Zug United		73	Justus Kainulainen	22	Albin Sjögren	0.00
44.50		HC Rychenberg Winterthur	Time Out					

Verlängerung

Zeit	Resultat	Team	Situation	#	Spieler/in	#	Assist	Speed
68.10		Zug United	Time Out					
69.13		HC Rychenberg Winterthur	2' Wechselfehler	11	Manuel Maurer			

Penaltyschiessen

Zeit	Resultat	Team	Situation	#	Spieler/in	#	Assist	Speed
	0-0	Zug United	verschossen	87	Miko Kailiala			0.00
	0-0	HC Rychenberg Winterthur	verschossen	6	Oskar Weissbach			0.00
	1-0	Zug United	getroffen	77	Sami Johansson			0.00
	1-0	HC Rychenberg Winterthur	verschossen	9	Kimo Oesch			0.00
	1-0	Zug United	verschossen	22	Albin Sjögren			0.00
	1-1	HC Rychenberg Winterthur	getroffen	7	Levin Conrad			0.00
	1-1	Zug United	verschossen	73	Justus Kainulainen			0.00
	1-2	HC Rychenberg Winterthur	getroffen	23	Tobias Studer			0.00
	1-2	Zug United	verschossen	97	Robin Nilsberth			0.00

Game Statistics

Zug United			Schüsse				Tore			
Spieler/in	Plus/Minus		Total	auf's Tor	% auf's Tor	Effizienz (%)	erzielt	Assists	in %	
	+	-								Bilanz
6 Hedlund Linus	0	1	-1	3	0	0.00	0.00	0	0	0.00
7 Gustafsson Tobias	3	2	1	7	1	14.29	0.00	0	0	0.00
8 Staub Manuel	0	0	0	0	0	0.00	0.00	0	0	0.00
9 Flütsch Tobias	0	1	-1	1	0	0.00	0.00	0	0	0.00
11 Arnold Linus	0	0	0	3	1	33.33	0.00	0	0	0.00
14 Neidhart Raphael	1	2	-1	3	1	33.33	0.00	0	0	0.00
19 Nigg Severin	0	1	-1	4	2	50.00	0.00	0	0	0.00
22 Sjögren Albin	4	2	2	7	4	57.14	0.00	0	1	0.00
27 Flütsch Fabio	0	0	0	0	0	0.00	0.00	0	0	0.00
31 Christen Maurus	0	0	0	0	0	0.00	0.00	0	0	0.00
33 Hofmann Loris	0	0	0	0	0	0.00	0.00	0	0	0.00
40 Stocker Joël	0	0	0	0	0	0.00	0.00	0	0	0.00
48 Stettler Jonas	0	0	0	0	0	0.00	0.00	0	0	0.00
68 Christen Andrin	0	2	-2	1	0	0.00	0.00	0	0	0.00
73 Kainulainen Justus	4	3	1	16	5	31.25	40.00	2	2	50.00
77 Johansson Sami	0	0	0	0	0	0.00	0.00	0	0	0.00
87 Kailiala Miko	4	3	1	11	5	45.45	20.00	1	0	25.00
95 Kürschner Janik	0	0	0	0	0	0.00	0.00	0	0	0.00
97 Nilsberth Robin	4	3	1	7	2	28.57	50.00	1	0	25.00
99 Bisig Noah	0	0	0	0	0	0.00	0.00	0	0	0.00
	20	20		63	21	33.33	19.05			

HC Rychenberg Winterthur			Schüsse				Tore			
Spieler/in	Plus/Minus		Total	auf's Tor	% auf's Tor	Effizienz (%)	erzielt	Assists	in %	
	+	-								Bilanz
5 Larsson Johan	3	2	1	8	5	62.50	20.00	1	0	25.00
6 Weissbach Oskar	3	2	1	11	5	45.45	0.00	0	0	0.00
7 Conrad Levin	1	2	-1	4	2	50.00	0.00	0	0	0.00
9 Oesch Kimo	1	2	-1	8	4	50.00	0.00	0	0	0.00
10 Egli Julian	1	1	0	3	3	100.00	33.33	1	0	25.00
11 Maurer Manuel	0	1	-1	2	0	0.00	0.00	0	0	0.00
13 Mutter Claudio	3	2	1	5	3	60.00	0.00	0	2	0.00
15 Matt Manuel	0	0	0	0	0	0.00	0.00	0	0	0.00
19 Püntener Noah	3	2	1	8	5	62.50	40.00	2	0	50.00
21 Rutz Niklas	0	0	0	0	0	0.00	0.00	0	0	0.00
22 Wöcke Michel	1	2	-1	6	1	16.67	0.00	0	0	0.00
23 Studer Tobias	0	1	-1	2	0	0.00	0.00	0	0	0.00
44 Jaaranen Dani	0	0	0	1	0	0.00	0.00	0	0	0.00
56 Hocevar Damian	0	0	0	0	0	0.00	0.00	0	0	0.00
61 Mutter Nico	1	1	0	1	1	100.00	0.00	0	0	0.00
66 Reich Kimmo	0	0	0	0	0	0.00	0.00	0	0	0.00
70 Boman Nils	0	0	0	0	0	0.00	0.00	0	0	0.00
71 Eyer Marco	0	0	0	1	1	100.00	0.00	0	0	0.00
81 Aeschimann Tim	3	2	1	6	1	16.67	0.00	0	0	0.00
91 Graf Timo	0	0	0	0	0	0.00	0.00	0	0	0.00
	20	20		66	31	46.97	12.90			

Shot Statistics



Overall



bar	0	0.00 %	bar	0	0.00 %	bar	0	0.00 %
blocked	0	0.00 %	blocked	0	0.00 %	blocked	0	0.00 %
missed	0	0.00 %	missed	0	0.00 %	missed	0	0.00 %
on goal	0	0.00 %	on goal	3	100.00 %	on goal	0	0.00 %
Shots	0	0.00 %	Shots	3	4.76 %	Shots	0	0.00 %
Scores	0	0.00 %	Scores	1	25.00 %	Scores	0	0.00 %
bar	0	0.00 %	bar	0	0.00 %	bar	0	0.00 %
missed	1	14.29 %	on goal	3	20.00 %	blocked	3	23.08 %
on goal	2	28.57 %	blocked	6	40.00 %	missed	3	23.08 %
blocked	4	57.14 %	missed	6	40.00 %	on goal	7	53.85 %
Shots	7	11.11 %	Shots	15	23.81 %	Shots	13	20.63 %
Scores	0	0.00 %	Scores	1	25.00 %	Scores	0	0.00 %
bar	0	0.00 %	bar	0	0.00 %	bar	0	0.00 %
missed	0	0.00 %	missed	3	25.00 %	on goal	0	0.00 %
on goal	2	40.00 %	on goal	4	33.33 %	missed	2	25.00 %
blocked	3	60.00 %	blocked	5	41.67 %	blocked	6	75.00 %
Shots	5	7.94 %	Shots	12	19.05 %	Shots	8	12.70 %
Scores	0	0.00 %	Scores	2	50.00 %	Scores	0	0.00 %

bar	0	0.00 %	bar	0	0.00 %	bar	0	0.00 %
blocked	0	0.00 %	blocked	0	0.00 %	blocked	0	0.00 %
missed	0	0.00 %	missed	4	40.00 %	missed	0	0.00 %
on goal	1	100.00 %	on goal	6	60.00 %	on goal	1	100.00 %
Shots	1	1.47 %	Shots	10	14.71 %	Shots	1	1.47 %
Scores	0	0.00 %	Scores	1	25.00 %	Scores	0	0.00 %
bar	0	0.00 %	bar	0	0.00 %	bar	0	0.00 %
missed	2	14.29 %	missed	4	22.22 %	blocked	2	22.22 %
blocked	5	35.71 %	blocked	5	27.78 %	missed	2	22.22 %
on goal	7	50.00 %	on goal	9	50.00 %	on goal	5	55.56 %
Shots	14	20.59 %	Shots	18	26.47 %	Shots	9	13.24 %
Scores	1	25.00 %	Scores	2	50.00 %	Scores	0	0.00 %
bar	0	0.00 %	bar	0	0.00 %	bar	0	0.00 %
missed	0	0.00 %	missed	1	12.50 %	on goal	0	0.00 %
on goal	1	33.33 %	on goal	3	37.50 %	blocked	1	25.00 %
blocked	2	66.67 %	blocked	4	50.00 %	missed	3	75.00 %
Shots	3	4.41 %	Shots	8	11.76 %	Shots	4	5.88 %
Scores	0	0.00 %	Scores	0	0.00 %	Scores	0	0.00 %

bar	0	0.00 %
missed	15	23.81 %
on goal	21	33.33 %
blocked	27	42.86 %
Shots	63	
Scores	4	

bar	0	0.00 %
missed	16	23.53 %
blocked	19	27.94 %
on goal	33	48.53 %
Shots	68	
Scores	4	

Shot Statistics



1st Periode



bar	0	0.00 %	bar	0	0.00 %	bar	0	0.00 %
blocked	0	0.00 %	blocked	0	0.00 %	blocked	0	0.00 %
missed	0	0.00 %	missed	0	0.00 %	missed	0	0.00 %
on goal	0	0.00 %	on goal	0	0.00 %	on goal	0	0.00 %
Shots	0	0.00 %	Shots	0	0.00 %	Shots	0	0.00 %
Scores	0	0.00 %	Scores	0	0.00 %	Scores	0	0.00 %
bar	0	0.00 %	bar	0	0.00 %	bar	0	0.00 %
missed	0	0.00 %	missed	0	0.00 %	blocked	0	0.00 %
on goal	0	0.00 %	on goal	1	33.33 %	missed	0	0.00 %
blocked	2	100.00 %	blocked	2	66.67 %	on goal	1	100.00 %
Shots	2	18.18 %	Shots	3	27.27 %	Shots	1	9.09 %
Scores	0	0.00 %	Scores	0	0.00 %	Scores	0	0.00 %
bar	0	0.00 %	bar	0	0.00 %	bar	0	0.00 %
missed	0	0.00 %	blocked	0	0.00 %	missed	0	0.00 %
on goal	0	0.00 %	missed	0	0.00 %	on goal	0	0.00 %
blocked	2	100.00 %	on goal	2	100.00 %	blocked	1	100.00 %
Shots	2	18.18 %	Shots	2	18.18 %	Shots	1	9.09 %
Scores	0	0.00 %	Scores	0	0.00 %	Scores	0	0.00 %

bar	0	0.00 %	bar	0	0.00 %	bar	0	0.00 %
blocked	0	0.00 %	blocked	0	0.00 %	blocked	0	0.00 %
missed	0	0.00 %	missed	0	0.00 %	missed	0	0.00 %
on goal	0	0.00 %	on goal	1	100.00 %	on goal	0	0.00 %
Shots	0	0.00 %	Shots	1	7.69 %	Shots	0	0.00 %
Scores	0	0.00 %	Scores	0	0.00 %	Scores	0	0.00 %
bar	0	0.00 %	bar	0	0.00 %	bar	0	0.00 %
missed	0	0.00 %	blocked	0	0.00 %	blocked	0	0.00 %
blocked	1	33.33 %	missed	2	40.00 %	missed	0	0.00 %
on goal	2	66.67 %	on goal	3	60.00 %	on goal	2	100.00 %
Shots	3	23.08 %	Shots	5	38.46 %	Shots	2	15.38 %
Scores	0	0.00 %	Scores	1	100.00 %	Scores	0	0.00 %
bar	0	0.00 %	bar	0	0.00 %	bar	0	0.00 %
blocked	0	0.00 %	blocked	0	0.00 %	blocked	0	0.00 %
missed	0	0.00 %	missed	0	0.00 %	on goal	0	0.00 %
on goal	0	0.00 %	on goal	1	100.00 %	missed	1	100.00 %
Shots	0	0.00 %	Shots	1	7.69 %	Shots	1	7.69 %
Scores	0	0.00 %	Scores	0	0.00 %	Scores	0	0.00 %

bar	0	0.00 %
missed	0	0.00 %
on goal	4	36.36 %
blocked	7	63.64 %
Shots	11	
Scores	0	

bar	0	0.00 %
blocked	1	7.69 %
missed	3	23.08 %
on goal	9	69.23 %
Shots	13	
Scores	1	

Shot Statistics



2nd Periode



bar	0	0.00 %	bar	0	0.00 %	bar	0	0.00 %
blocked	0	0.00 %	blocked	0	0.00 %	blocked	0	0.00 %
missed	0	0.00 %	missed	0	0.00 %	missed	0	0.00 %
on goal	0	0.00 %	on goal	1	100.00 %	on goal	0	0.00 %
Shots	0	0.00 %	Shots	1	4.17 %	Shots	0	0.00 %
Scores	0	0.00 %	Scores	1	50.00 %	Scores	0	0.00 %
bar	0	0.00 %	bar	0	0.00 %	bar	0	0.00 %
missed	0	0.00 %	blocked	1	20.00 %	blocked	0	0.00 %
blocked	2	50.00 %	on goal	1	20.00 %	missed	1	20.00 %
on goal	2	50.00 %	missed	3	60.00 %	on goal	4	80.00 %
Shots	4	16.67 %	Shots	5	20.83 %	Shots	5	20.83 %
Scores	0	0.00 %	Scores	0	0.00 %	Scores	0	0.00 %
bar	0	0.00 %	bar	0	0.00 %	bar	0	0.00 %
missed	0	0.00 %	missed	0	0.00 %	on goal	0	0.00 %
on goal	0	0.00 %	on goal	1	33.33 %	missed	1	20.00 %
blocked	1	100.00 %	blocked	2	66.67 %	blocked	4	80.00 %
Shots	1	4.17 %	Shots	3	12.50 %	Shots	5	20.83 %
Scores	0	0.00 %	Scores	1	50.00 %	Scores	0	0.00 %

bar	0	0.00 %
missed	5	20.83 %
on goal	9	37.50 %
blocked	10	41.67 %
Shots	24	
Scores	2	

bar	0	0.00 %	bar	0	0.00 %	bar	0	0.00 %
blocked	0	0.00 %	blocked	0	0.00 %	blocked	0	0.00 %
missed	0	0.00 %	missed	2	50.00 %	missed	0	0.00 %
on goal	0	0.00 %	on goal	2	50.00 %	on goal	1	100.00 %
Shots	0	0.00 %	Shots	4	16.00 %	Shots	1	4.00 %
Scores	0	0.00 %	Scores	1	33.33 %	Scores	0	0.00 %
bar	0	0.00 %	bar	0	0.00 %	bar	0	0.00 %
blocked	2	25.00 %	blocked	1	12.50 %	blocked	0	0.00 %
missed	2	25.00 %	missed	1	12.50 %	missed	0	0.00 %
on goal	4	50.00 %	on goal	6	75.00 %	on goal	1	100.00 %
Shots	8	32.00 %	Shots	8	32.00 %	Shots	1	4.00 %
Scores	1	33.33 %	Scores	1	33.33 %	Scores	0	0.00 %
bar	0	0.00 %	bar	0	0.00 %	bar	0	0.00 %
blocked	0	0.00 %	blocked	0	0.00 %	blocked	0	0.00 %
missed	0	0.00 %	missed	0	0.00 %	on goal	0	0.00 %
on goal	0	0.00 %	on goal	2	100.00 %	missed	1	100.00 %
Shots	0	0.00 %	Shots	2	8.00 %	Shots	1	4.00 %
Scores	0	0.00 %	Scores	0	0.00 %	Scores	0	0.00 %

bar	0	0.00 %
blocked	3	12.00 %
missed	6	24.00 %
on goal	16	64.00 %
Shots	25	
Scores	3	

Shot Statistics



3rd Periode



bar	0	0.00 %	bar	0	0.00 %	bar	0	0.00 %
blocked	0	0.00 %	blocked	0	0.00 %	blocked	0	0.00 %
missed	0	0.00 %	missed	0	0.00 %	missed	0	0.00 %
on goal	0	0.00 %	on goal	2	100.00 %	on goal	0	0.00 %
Shots	0	0.00 %	Shots	2	10.53 %	Shots	0	0.00 %
Scores	0	0.00 %	Scores	0	0.00 %	Scores	0	0.00 %

bar	0	0.00 %	bar	0	0.00 %	bar	0	0.00 %
blocked	0	0.00 %	blocked	1	25.00 %	blocked	1	25.00 %
missed	0	0.00 %	on goal	1	25.00 %	on goal	1	25.00 %
on goal	0	0.00 %	missed	2	50.00 %	missed	2	50.00 %
Shots	0	0.00 %	Shots	4	21.05 %	Shots	4	21.05 %
Scores	0	0.00 %	Scores	1	50.00 %	Scores	0	0.00 %

bar	0	0.00 %	bar	0	0.00 %	bar	0	0.00 %
blocked	0	0.00 %	on goal	1	16.67 %	on goal	0	0.00 %
missed	0	0.00 %	missed	2	33.33 %	blocked	1	50.00 %
on goal	1	100.00 %	blocked	3	50.00 %	missed	1	50.00 %
Shots	1	5.26 %	Shots	6	31.58 %	Shots	2	10.53 %
Scores	0	0.00 %	Scores	1	50.00 %	Scores	0	0.00 %

bar	0	0.00 %
blocked	6	31.58 %
on goal	6	31.58 %
missed	7	36.84 %
Shots	19	
Scores	2	

bar	0	0.00 %	bar	0	0.00 %	bar	0	0.00 %
blocked	0	0.00 %	blocked	0	0.00 %	blocked	0	0.00 %
missed	0	0.00 %	missed	0	0.00 %	missed	0	0.00 %
on goal	0	0.00 %	on goal	3	100.00 %	on goal	0	0.00 %
Shots	0	0.00 %	Shots	3	15.79 %	Shots	0	0.00 %
Scores	0	0.00 %	Scores	0	0.00 %	Scores	0	0.00 %

bar	0	0.00 %	bar	0	0.00 %	bar	0	0.00 %
missed	0	0.00 %	missed	0	0.00 %	on goal	0	0.00 %
on goal	1	33.33 %	on goal	0	0.00 %	blocked	1	50.00 %
blocked	2	66.67 %	blocked	3	100.00 %	missed	1	50.00 %
Shots	3	15.79 %	Shots	3	15.79 %	Shots	2	10.53 %
Scores	0	0.00 %	Scores	0	0.00 %	Scores	0	0.00 %

bar	0	0.00 %	bar	0	0.00 %	bar	0	0.00 %
missed	0	0.00 %	on goal	0	0.00 %	on goal	0	0.00 %
on goal	0	0.00 %	missed	1	20.00 %	blocked	1	50.00 %
blocked	1	100.00 %	blocked	4	80.00 %	missed	1	50.00 %
Shots	1	5.26 %	Shots	5	26.32 %	Shots	2	10.53 %
Scores	0	0.00 %	Scores	0	0.00 %	Scores	0	0.00 %

bar	0	0.00 %
missed	3	15.79 %
on goal	4	21.05 %
blocked	12	63.16 %
Shots	19	
Scores	0	

Shot Statistics



Overtime



bar	0	0.00 %	bar	0	0.00 %	bar	0	0.00 %
blocked	0	0.00 %	blocked	0	0.00 %	blocked	0	0.00 %
missed	0	0.00 %	missed	0	0.00 %	missed	0	0.00 %
on goal	0	0.00 %	on goal	0	0.00 %	on goal	0	0.00 %
Shots	0	0.00 %	Shots	0	0.00 %	Shots	0	0.00 %
Scores	0	0.00 %	Scores	0	0.00 %	Scores	0	0.00 %

bar	0	0.00 %	bar	0	0.00 %	bar	0	0.00 %
blocked	0	0.00 %	on goal	0	0.00 %	missed	0	0.00 %
on goal	0	0.00 %	missed	1	33.33 %	on goal	1	33.33 %
missed	1	100.00 %	blocked	2	66.67 %	blocked	2	66.67 %
Shots	1	11.11 %	Shots	3	33.33 %	Shots	3	33.33 %
Scores	0	0.00 %	Scores	0	0.00 %	Scores	0	0.00 %

bar	0	0.00 %	bar	0	0.00 %	bar	0	0.00 %
blocked	0	0.00 %	blocked	0	0.00 %	blocked	0	0.00 %
missed	0	0.00 %	on goal	0	0.00 %	missed	0	0.00 %
on goal	1	100.00 %	missed	1	100.00 %	on goal	0	0.00 %
Shots	1	11.11 %	Shots	1	11.11 %	Shots	0	0.00 %
Scores	0	0.00 %	Scores	0	0.00 %	Scores	0	0.00 %

bar	0	0.00 %
on goal	2	22.22 %
missed	3	33.33 %
blocked	4	44.44 %
Shots	9	
Scores	0	

bar	0	0.00 %	bar	0	0.00 %	bar	0	0.00 %
blocked	0	0.00 %	blocked	0	0.00 %	blocked	0	0.00 %
missed	0	0.00 %	on goal	0	0.00 %	missed	0	0.00 %
on goal	1	100.00 %	missed	2	100.00 %	on goal	0	0.00 %
Shots	1	9.09 %	Shots	2	18.18 %	Shots	0	0.00 %
Scores	0	0.00 %	Scores	0	0.00 %	Scores	0	0.00 %

bar	0	0.00 %	bar	0	0.00 %	bar	0	0.00 %
blocked	0	0.00 %	on goal	0	0.00 %	blocked	1	25.00 %
missed	0	0.00 %	blocked	1	50.00 %	missed	1	25.00 %
on goal	0	0.00 %	missed	1	50.00 %	on goal	2	50.00 %
Shots	0	0.00 %	Shots	2	18.18 %	Shots	4	36.36 %
Scores	0	0.00 %	Scores	0	0.00 %	Scores	0	0.00 %

bar	0	0.00 %	bar	0	0.00 %	bar	0	0.00 %
missed	0	0.00 %	blocked	0	0.00 %	blocked	0	0.00 %
blocked	1	50.00 %	missed	0	0.00 %	missed	0	0.00 %
on goal	1	50.00 %	on goal	0	0.00 %	on goal	0	0.00 %
Shots	2	18.18 %	Shots	0	0.00 %	Shots	0	0.00 %
Scores	0	0.00 %	Scores	0	0.00 %	Scores	0	0.00 %

bar	0	0.00 %
blocked	3	27.27 %
missed	4	36.36 %
on goal	4	36.36 %
Shots	11	
Scores	0	

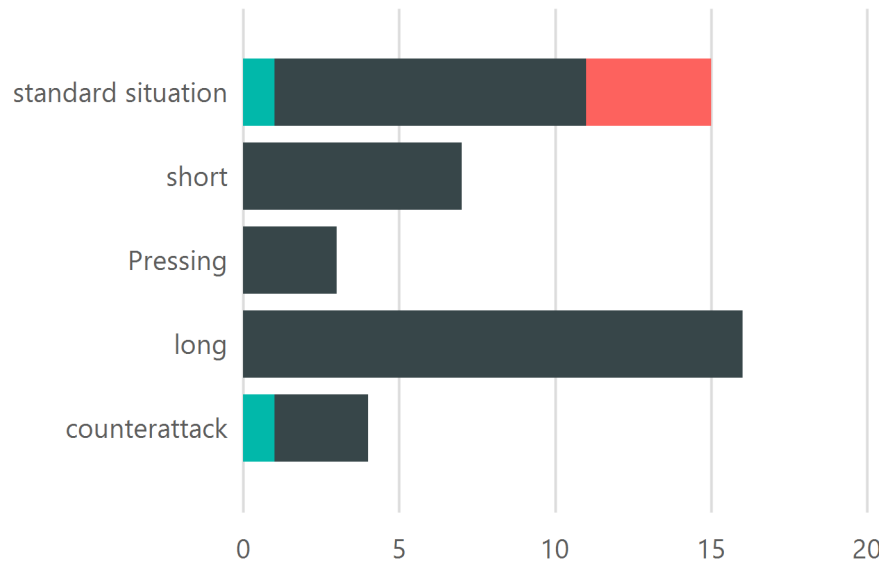
Attack Statistics



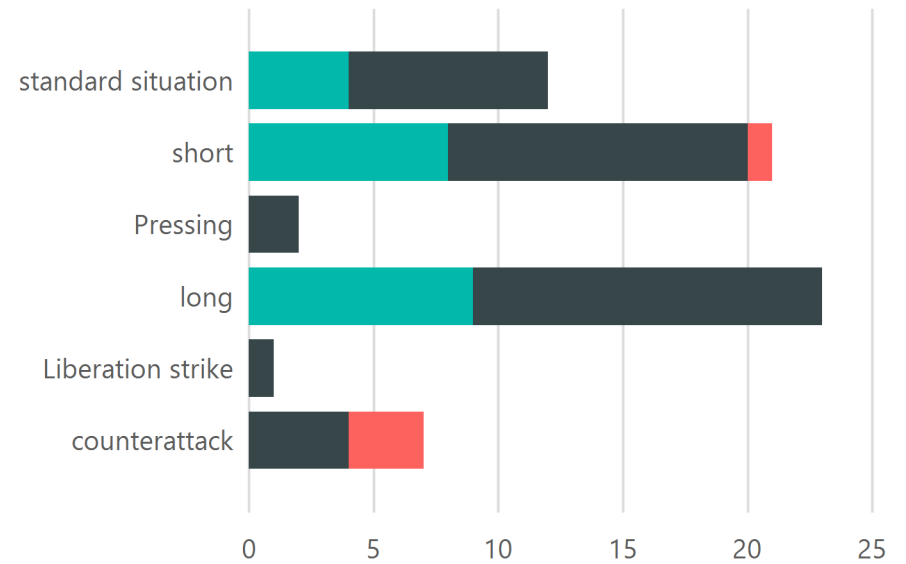
Overall



■ interrupted ■ missed ■ score



■ interrupted ■ missed ■ score



Attack Type	interrupted	missed	score	Total
counterattack	1	3	0	4
long	0	16	0	16
Pressing	0	3	0	3
short	0	7	0	7
standard situation	1	10	4	15
Total	2	39	4	45

Attack Type	interrupted	missed	score	Total
counterattack	0	4	3	7
Liberation strike	0	1	0	1
long	9	14	0	23
Pressing	0	2	0	2
short	8	12	1	21
standard situation	4	8	0	12
Total	21	41	4	66

Attack Statistics



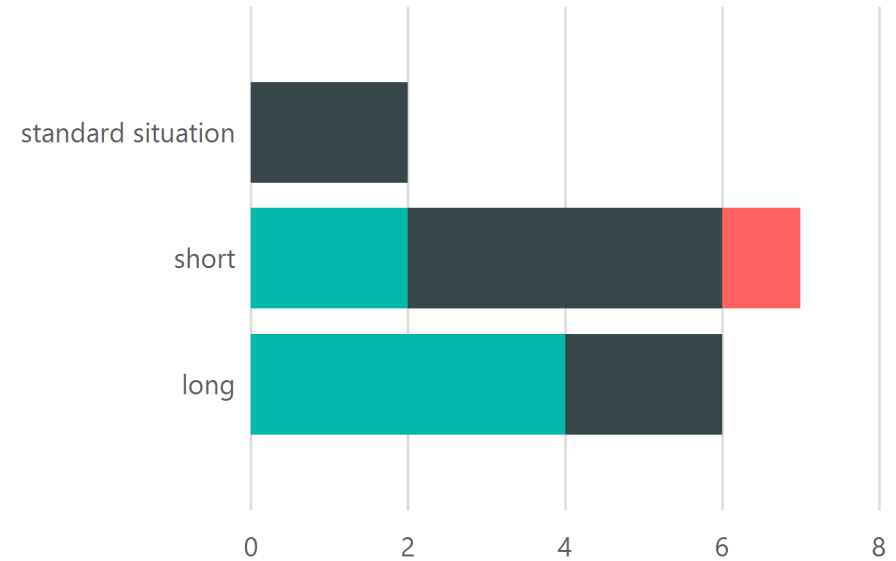
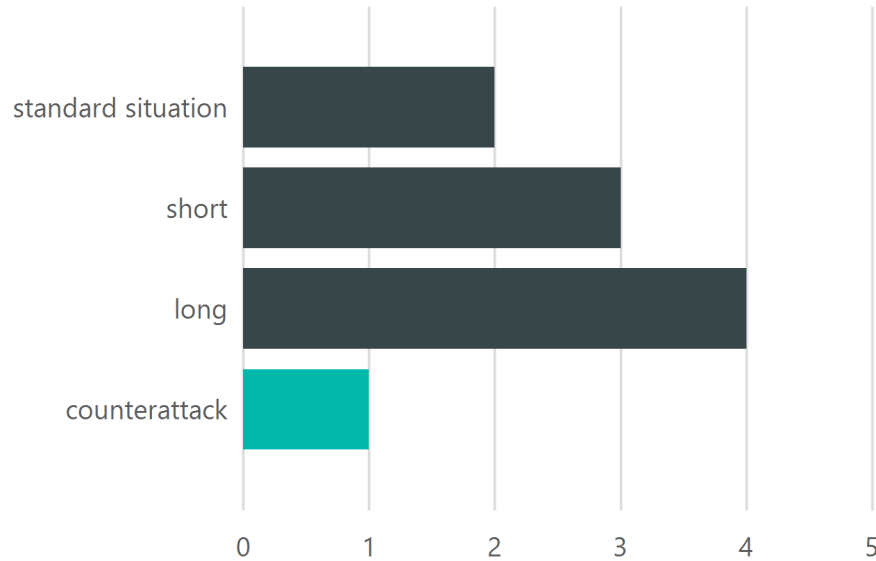
1st Periode

HC Rychenberg Winterthur



■ interrupted ■ missed

■ interrupted ■ missed ■ score



Attack Type	interrupted	missed	Total
counterattack	1	0	1
long	0	4	4
short	0	3	3
standard situation	0	2	2
Total	1	9	10

Attack Type	interrupted	missed	score	Total
long	4	2	0	6
short	2	4	1	7
standard situation	0	2	0	2
Total	6	8	1	15

Attack Statistics

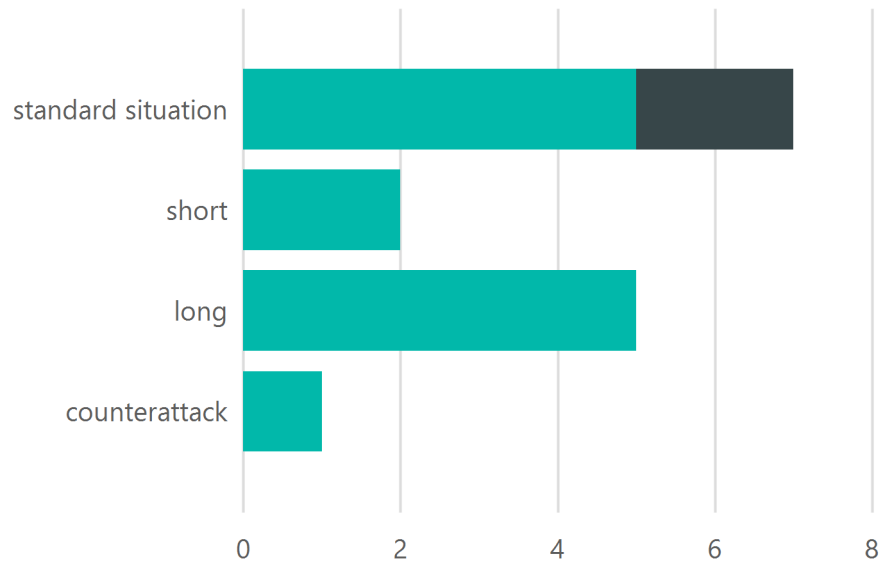


2nd Periode

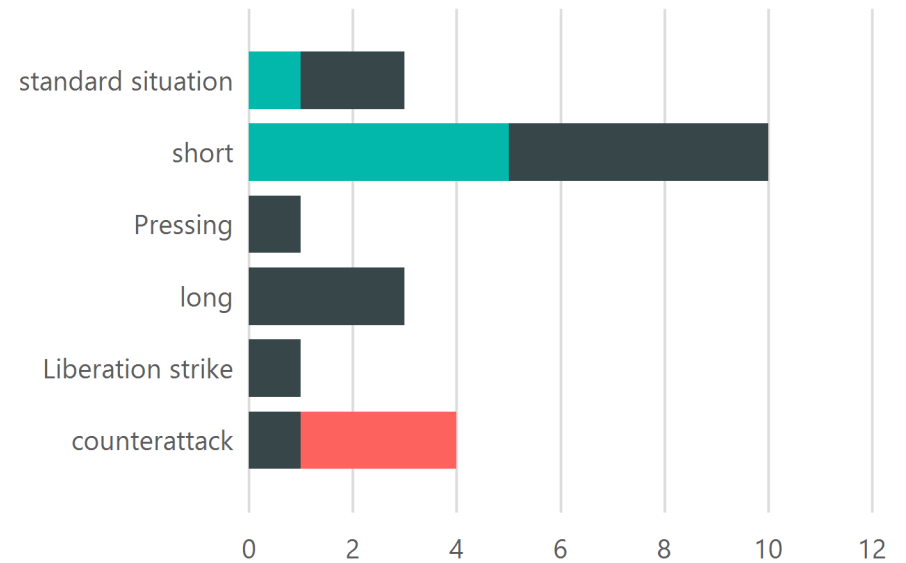
HC Rychenberg Winterthur



missed score



interrupted missed score



Attack Type	missed	score	Total
counterattack	1	0	1
long	5	0	5
short	2	0	2
standard situation	5	2	7
Total	13	2	15

Attack Type	interrupted	missed	score	Total
counterattack	0	1	3	4
Liberation strike	0	1	0	1
long	0	3	0	3
Pressing	0	1	0	1
short	5	5	0	10
standard situation	1	2	0	3
Total	6	13	3	22

Attack Statistics

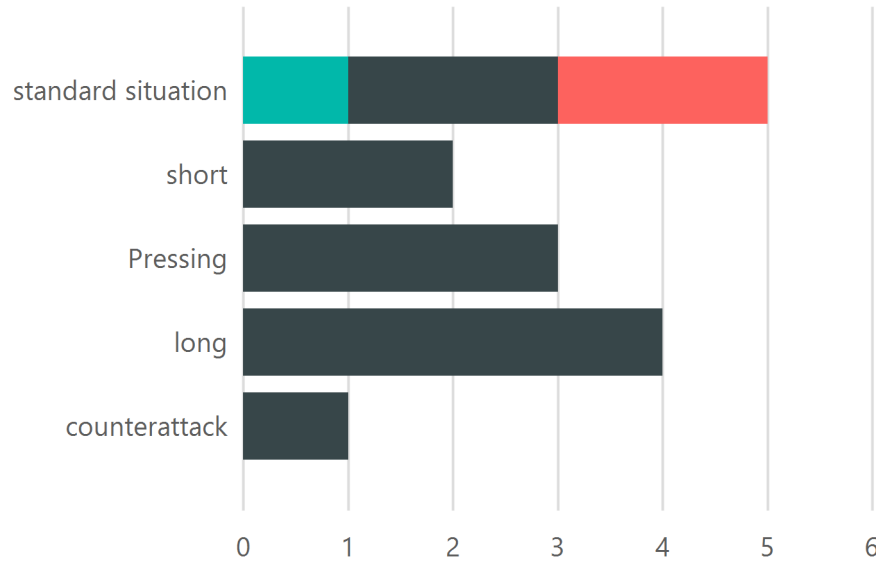


3rd Periode

HC Rychenberg Winterthur



■ interrupted ■ missed ■ score



■ interrupted ■ missed



Attack Type	interrupted	missed	score	Total
counterattack	0	1	0	1
long	0	4	0	4
Pressing	0	3	0	3
short	0	2	0	2
standard situation	1	2	2	5
Total	1	12	2	15

Attack Type	interrupted	missed	Total
counterattack	0	2	2
long	4	4	8
Pressing	0	1	1
short	0	2	2
standard situation	2	3	5
Total	6	12	18

Attack Statistics

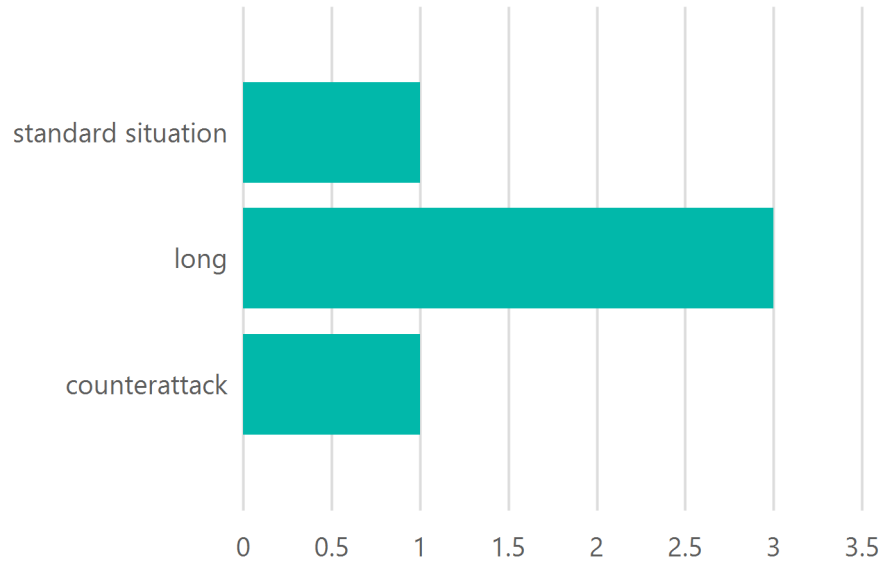


Extra Time

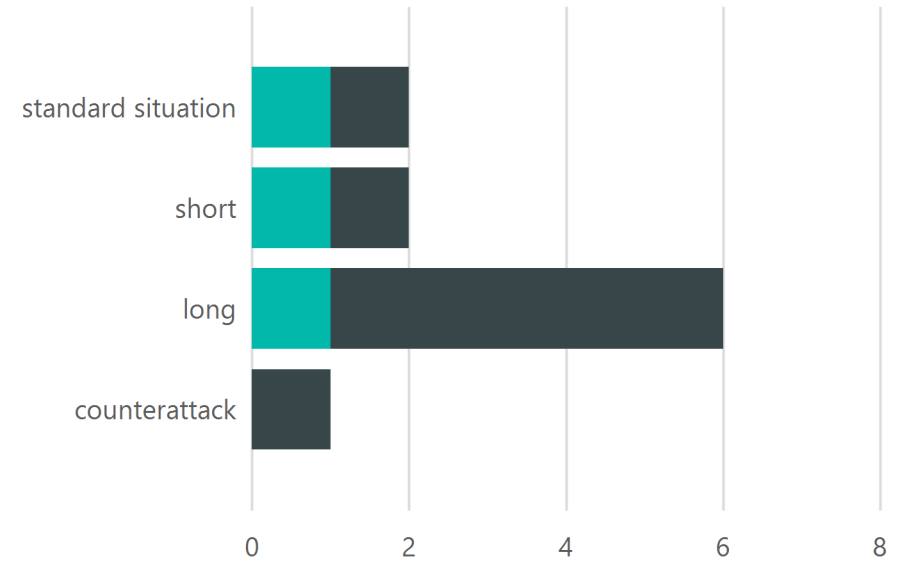
HC Rychenberg Winterthur



missed



interrupted missed



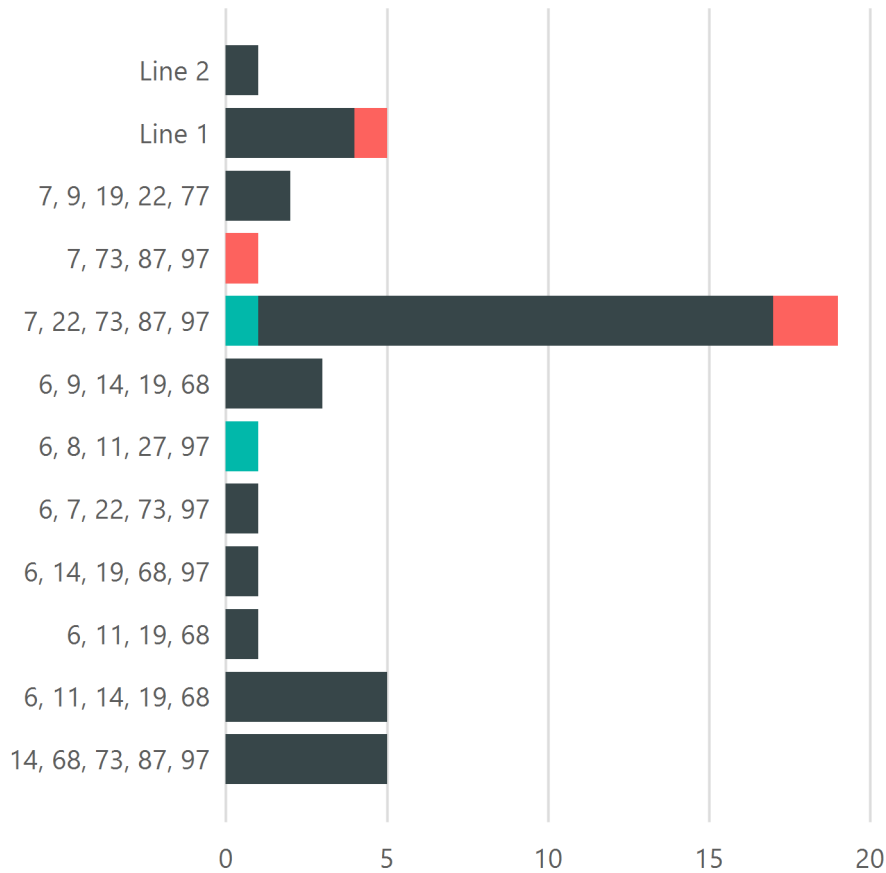
Attack Type	missed	Total
counterattack	1	1
long	3	3
standard situation	1	1
Total	5	5

Attack Type	interrupted	missed	Total
counterattack	0	1	1
long	1	5	6
short	1	1	2
standard situation	1	1	2
Total	3	8	11

Attack Statistics

Zug United

interrupted missed score



Overall

Players involved	interrupted	missed	score	Total
6, 8, 11, 27, 97	1	0	0	1
6, 7, 22, 73, 97	0	1	0	1
Line 2	0	1	0	1
14, 68, 73, 87, 97	0	5	0	5
6, 14, 19, 68, 97	0	1	0	1
6, 9, 14, 19, 68	0	3	0	3
6, 11, 19, 68	0	1	0	1
6, 11, 14, 19, 68	0	5	0	5
7, 22, 73, 87, 97	1	16	2	19
7, 9, 19, 22, 77	0	2	0	2
Line 1	0	4	1	5
7, 73, 87, 97	0	0	1	1
Total	2	39	4	45

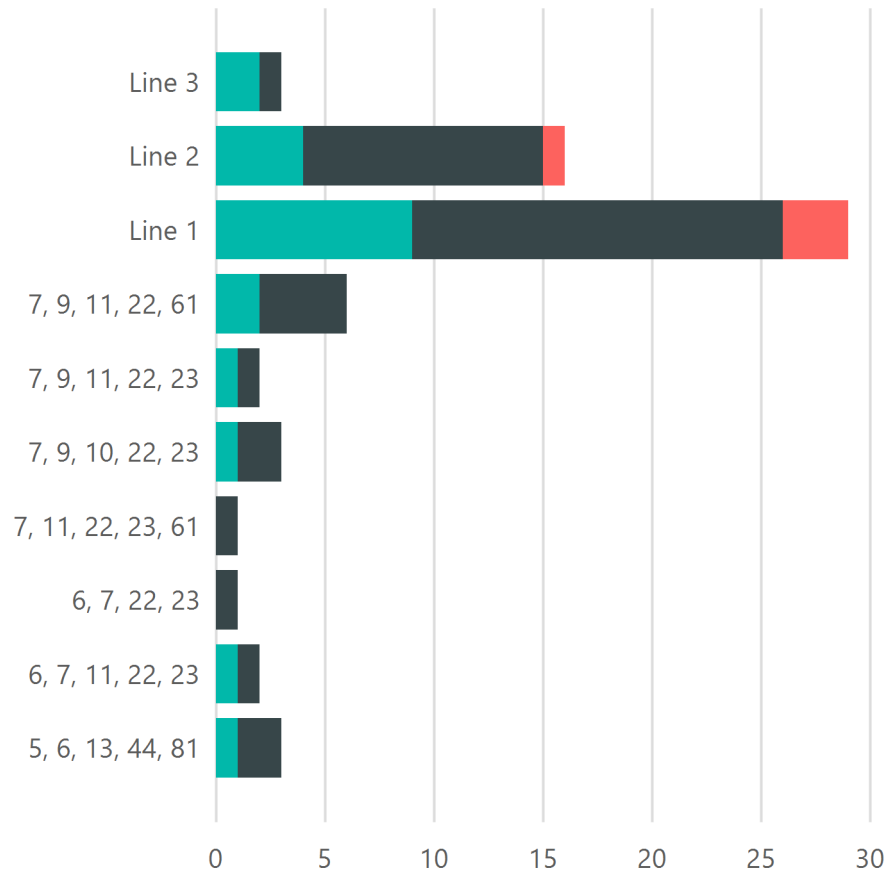
Attack Statistics

Overall

HC Rychenberg Winterthur



■ interrupted ■ missed ■ score



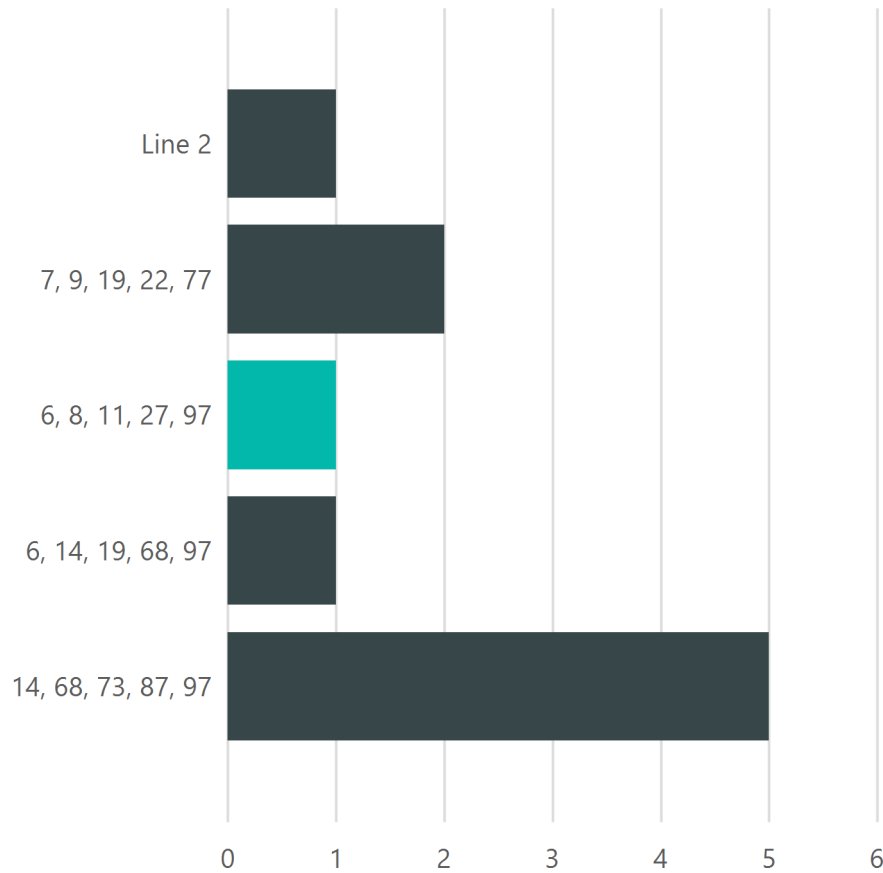
Players involved	interrupted	missed	score	Total
7, 9, 10, 22, 23	1	2	0	3
6, 7, 22, 23	0	1	0	1
Line 3	2	1	0	3
5, 6, 13, 44, 81	1	2	0	3
7, 9, 11, 22, 23	1	1	0	2
7, 11, 22, 23, 61	0	1	0	1
Line 1	9	17	3	29
Line 2	4	11	1	16
7, 9, 11, 22, 61	2	4	0	6
6, 7, 11, 22, 23	1	1	0	2
Total	21	41	4	66

Attack Statistics



1st Periode

■ interrupted ■ missed



Players involved	interrupted	missed	Total
6, 8, 11, 27, 97	1	0	1
Line 2	0	1	1
14, 68, 73, 87, 97	0	5	5
6, 14, 19, 68, 97	0	1	1
7, 9, 19, 22, 77	0	2	2
Total	1	9	10

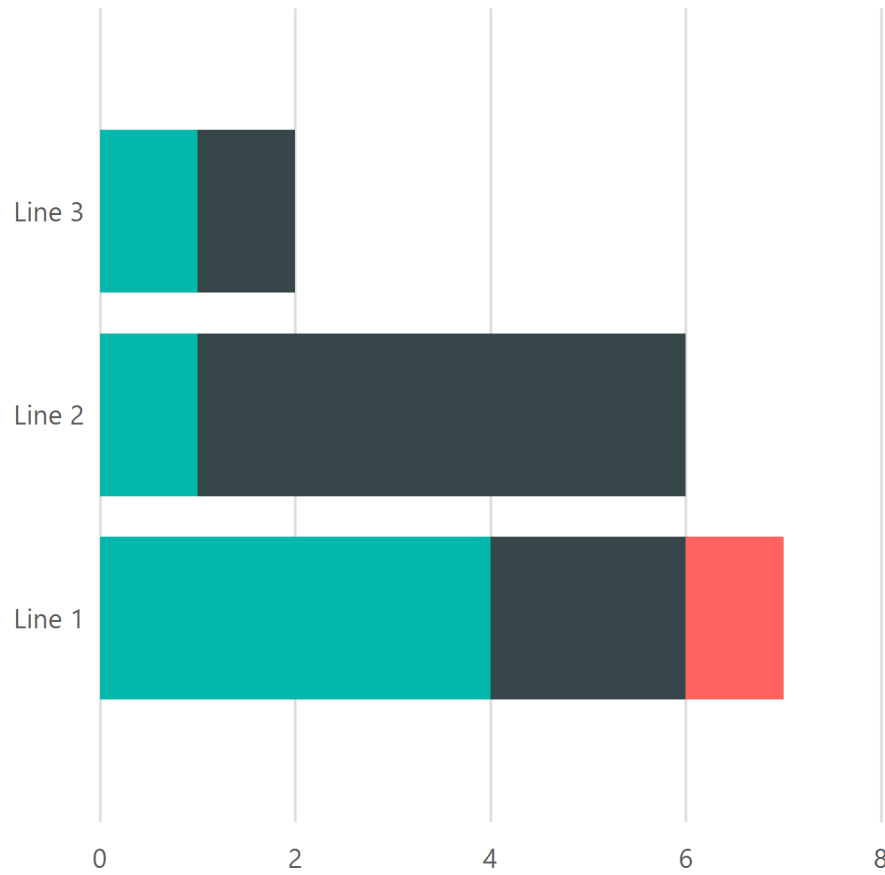
Attack Statistics

1st Periode

HC Rychenberg Winterthur



■ interrupted ■ missed ■ score



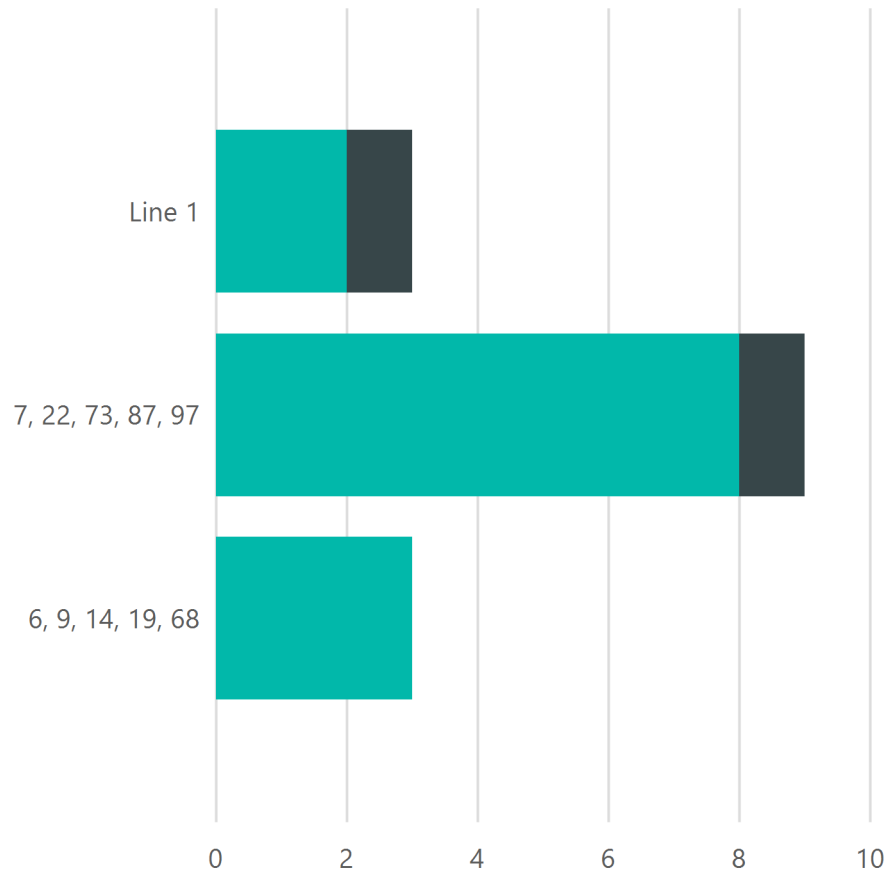
Players involved	interrupted	missed	score	Total
Line 3	1	1	0	2
Line 1	4	2	1	7
Line 2	1	5	0	6
Total	6	8	1	15

Attack Statistics



2nd Periode

missed score



Players involved	missed	score	Total
6, 9, 14, 19, 68	3	0	3
7, 22, 73, 87, 97	8	1	9
Line 1	2	1	3
Total	13	2	15

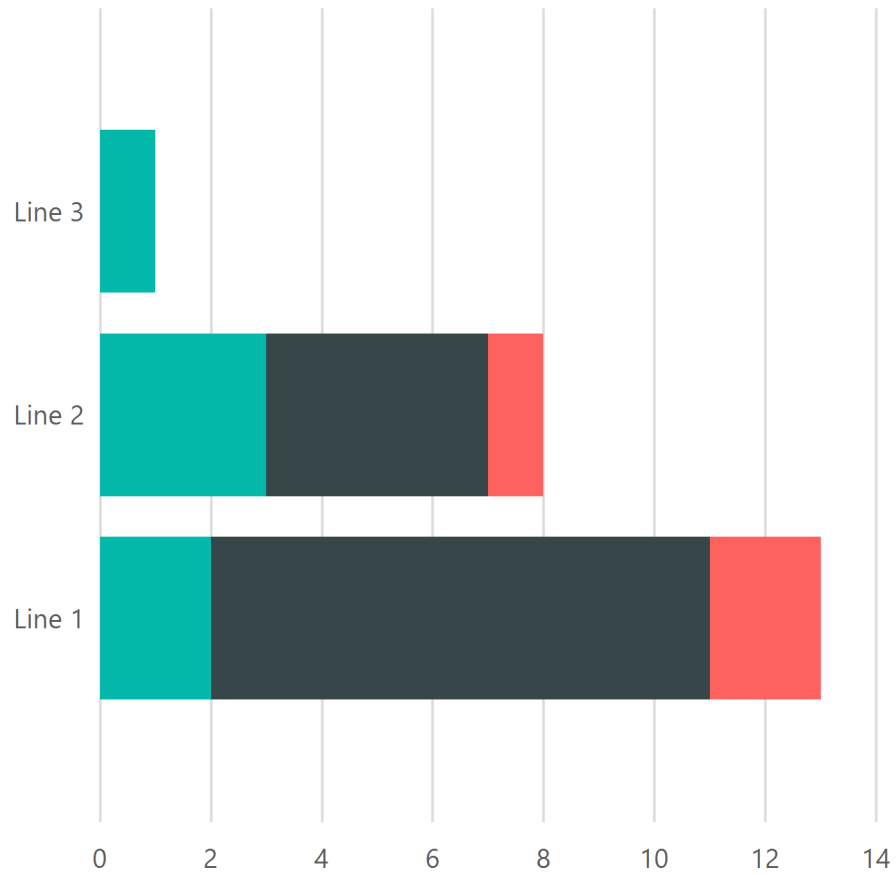
Attack Statistics

2nd Periode

HC Rychenberg Winterthur



■ interrupted ■ missed ■ score



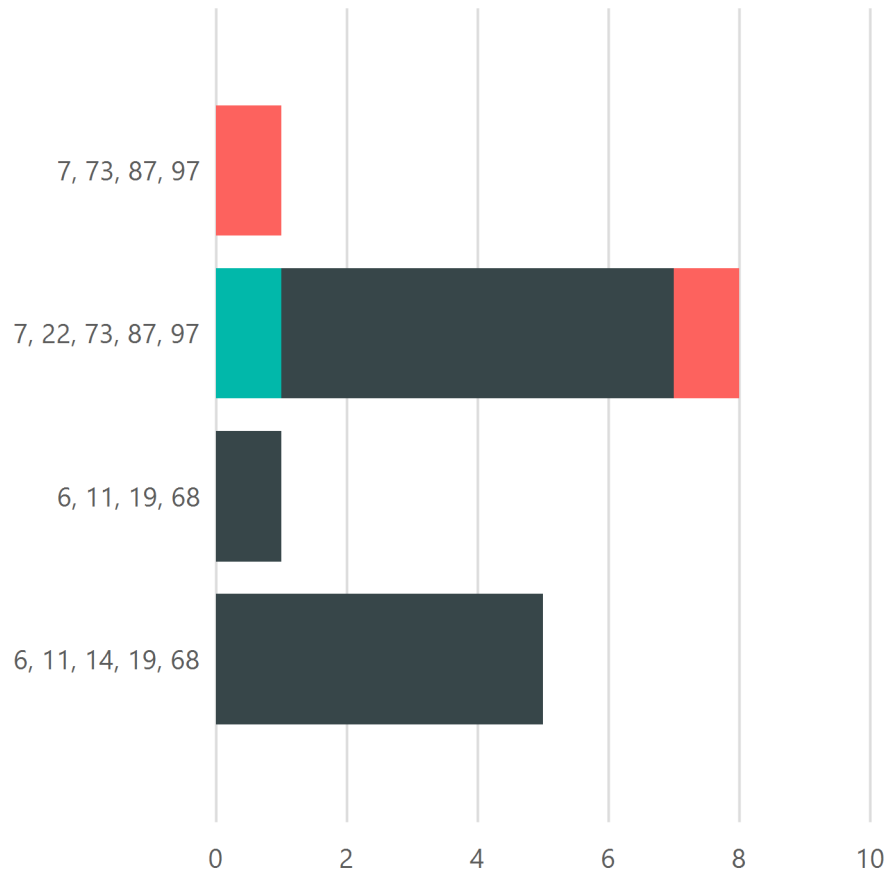
Players involved	interrupted	missed	score	Total
Line 2	3	4	1	8
Line 1	2	9	2	13
Line 3	1	0	0	1
Total	6	13	3	22

Attack Statistics



3rd Periode

■ interrupted ■ missed ■ score



Players involved	interrupted	missed	score	Total
6, 11, 19, 68	0	1	0	1
6, 11, 14, 19, 68	0	5	0	5
7, 22, 73, 87, 97	1	6	1	8
7, 73, 87, 97	0	0	1	1
Total	1	12	2	15

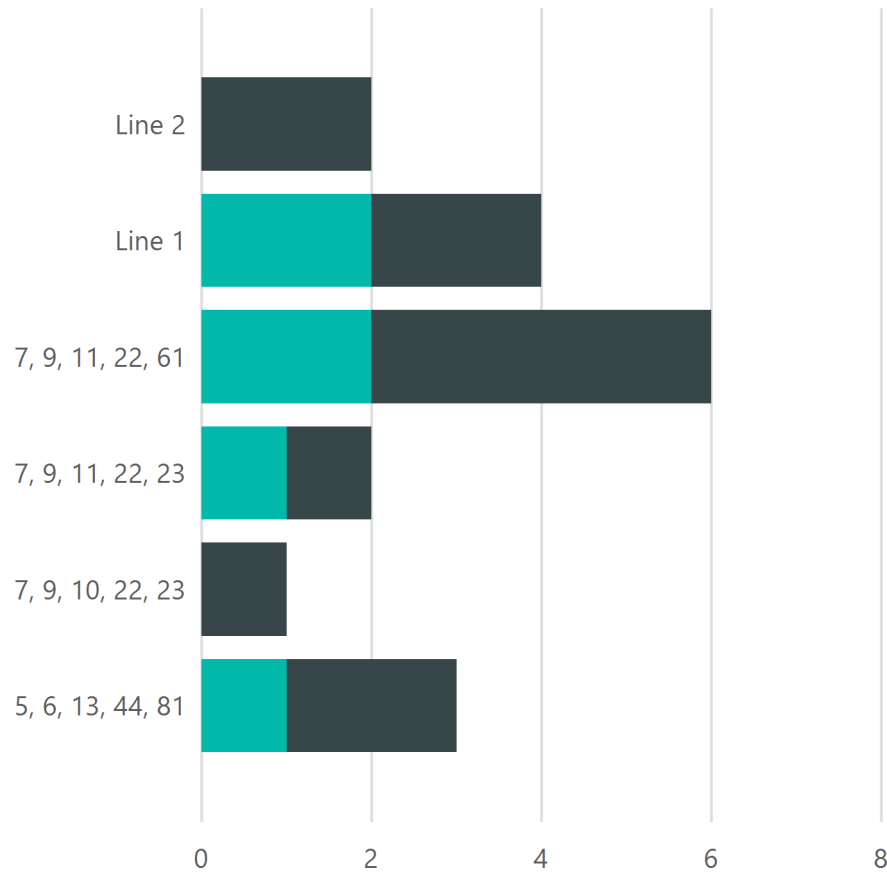
Attack Statistics

3rd Periode

HC Rychenberg Winterthur



■ interrupted ■ missed



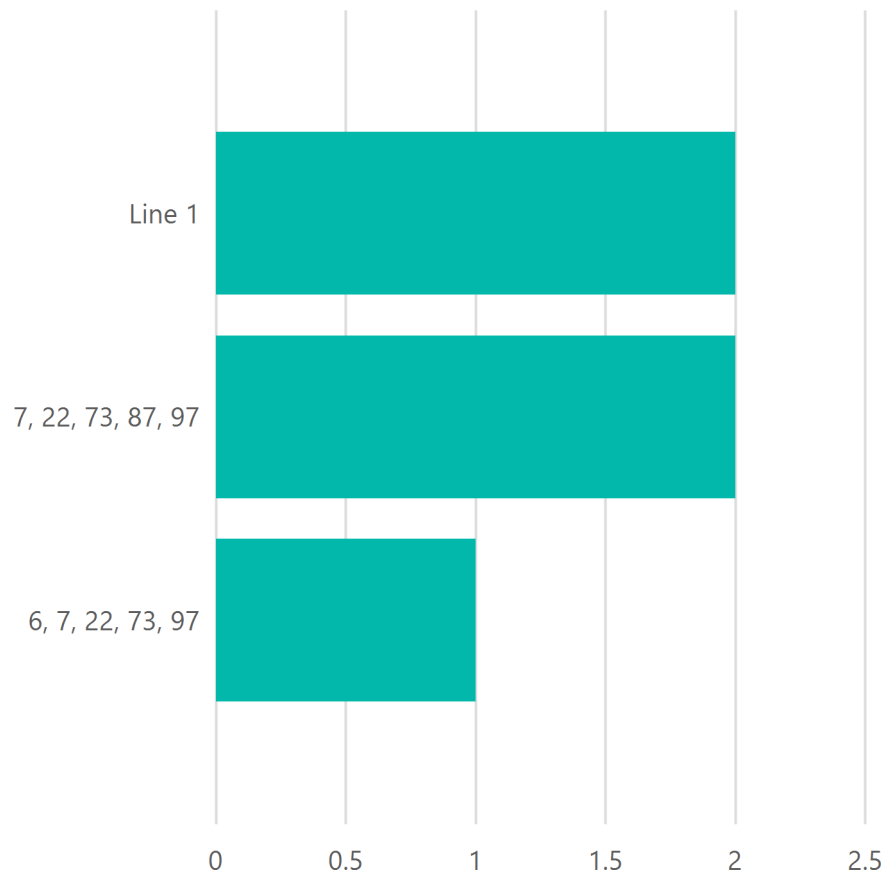
Players involved	interrupted	missed	Total
7, 9, 10, 22, 23	0	1	1
5, 6, 13, 44, 81	1	2	3
Line 1	2	2	4
7, 9, 11, 22, 23	1	1	2
Line 2	0	2	2
7, 9, 11, 22, 61	2	4	6
Total	6	12	18

Attack Statistics



Extra Time

missed



Players involved	missed	Total
6, 7, 22, 73, 97	1	1
7, 22, 73, 87, 97	2	2
Line 1	2	2
Total	5	5

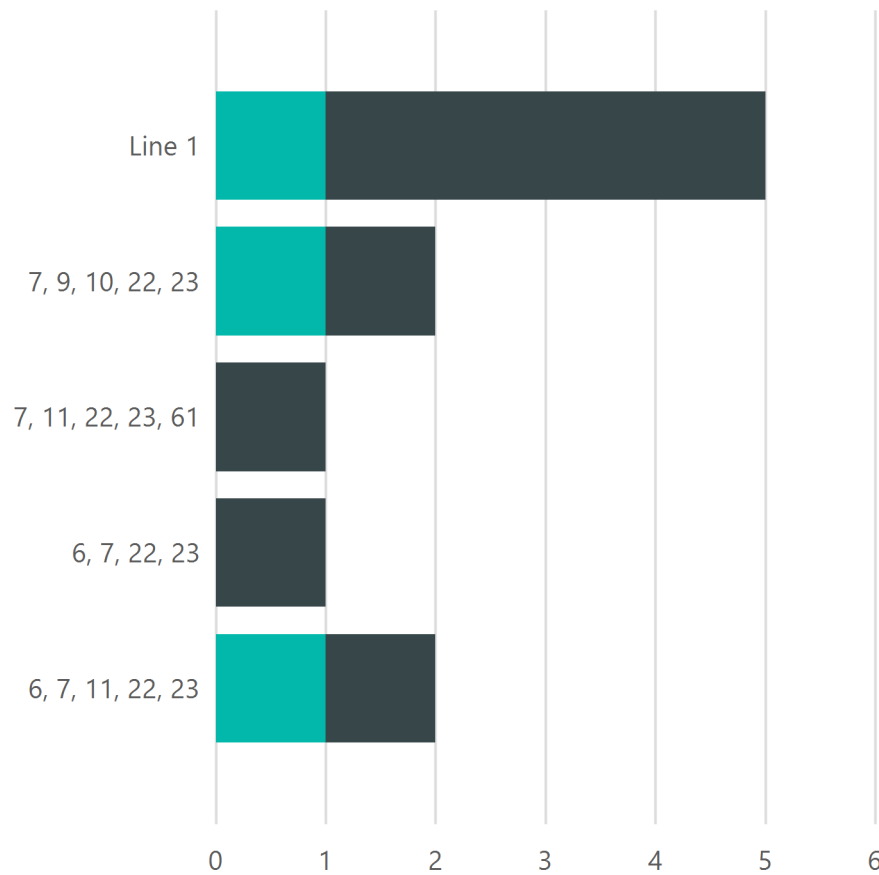
Attack Statistics

Extra Time

HC Rychenberg Winterthur



■ interrupted ■ missed



Players involved	interrupted	missed	Total
6, 7, 22, 23	0	1	1
7, 9, 10, 22, 23	1	1	2
Line 1	1	4	5
7, 11, 22, 23, 61	0	1	1
6, 7, 11, 22, 23	1	1	2
Total	3	8	11

Time on Field Statistics



Overall

HC Rychenberg Winterthur



Player	Shifts	Time on Field	Avg. Shift Duration
6 Hedlund Linus	31	00:26:22	00:00:51
7 Gustafsson Tobias	46	00:48:24	00:01:03
8 Staub Manuel	6	00:04:49	00:00:48
9 Flütsch Tobias	13	00:13:54	00:01:04
11 Arnold Linus	25	00:18:06	00:00:43
14 Neidhart Raphael	36	00:34:45	00:00:57
19 Nigg Severin	33	00:28:01	00:00:50
22 Sjögren Albin	51	00:54:08	00:01:03
27 Flütsch Fabio	9	00:05:25	00:00:36
31 Christen Maurus	0	00:00:00	00:00:00
33 Hofmann Loris	0	00:00:00	00:00:00
40 Stocker Joël	1	00:00:35	00:00:35
48 Stettler Jonas	0	00:00:00	00:00:00
68 Christen Andrin	33	00:30:18	00:00:55
73 Kainulainen Justus	49	00:53:11	00:01:05
77 Johansson Sami	5	00:04:56	00:00:59
87 Kailiala Miko	46	00:50:41	00:01:06
95 Kürschner Janik	0	00:00:00	00:00:00
97 Nilsberth Robin	52	00:58:40	00:01:07
99 Bisig Noah	0	00:00:00	00:00:00

Player	Shifts	Time on Field	Avg. Shift Duration
5 Larsson Johan	47	00:45:57	00:00:58
6 Weissbach Oskar	52	00:49:48	00:00:57
7 Conrad Levin	40	00:40:55	00:01:01
9 Oesch Kimo	37	00:38:07	00:01:01
10 Egli Julian	29	00:29:00	00:01:00
11 Maurer Manuel	12	00:10:57	00:00:54
13 Mutter Claudio	49	00:45:40	00:00:55
15 Matt Manuel	0	00:00:00	00:00:00
19 Püntener Noah	46	00:42:45	00:00:55
21 Rutz Niklas	0	00:00:00	00:00:00
22 Wöcke Michel	45	00:43:08	00:00:57
23 Studer Tobias	20	00:16:23	00:00:49
44 Jaaranen Dani	11	00:09:11	00:00:50
56 Hocevar Damian	7	00:05:53	00:00:50
61 Mutter Nico	33	00:28:39	00:00:52
66 Reich Kimmo	7	00:05:45	00:00:49
70 Boman Nils	0	00:00:00	00:00:00
71 Eyer Marco	8	00:04:35	00:00:34
81 Aeschmann Tim	48	00:46:43	00:00:58
91 Graf Timo	0	00:00:00	00:00:00

Time on Field Statistics



1st Periode

HC Rychenberg Winterthur



Player	Shifts	Time on Field	Avg. Shift Duration
6 Hedlund Linus	6	00:04:36	00:00:46
7 Gustafsson Tobias	7	00:07:49	00:01:07
8 Staub Manuel	5	00:04:19	00:00:51
9 Flütsch Tobias	5	00:06:12	00:01:14
11 Arnold Linus	5	00:04:38	00:00:55
14 Neidhart Raphael	8	00:11:27	00:01:25
19 Nigg Severin	6	00:06:14	00:01:02
22 Sjögren Albin	9	00:11:06	00:01:14
27 Flütsch Fabio	6	00:04:02	00:00:40
31 Christen Maurus	0	00:00:00	00:00:00
33 Hofmann Loris	0	00:00:00	00:00:00
40 Stocker Joël	0	00:00:00	00:00:00
48 Stettler Jonas	0	00:00:00	00:00:00
68 Christen Andrin	7	00:07:58	00:01:08
73 Kainulainen Justus	8	00:10:59	00:01:22
77 Johansson Sami	4	00:04:46	00:01:11
87 Kailiala Miko	7	00:09:46	00:01:23
95 Kürschner Janik	0	00:00:00	00:00:00
97 Nilsberth Robin	10	00:14:30	00:01:27
99 Bisig Noah	0	00:00:00	00:00:00

Player	Shifts	Time on Field	Avg. Shift Duration
5 Larsson Johan	9	00:09:33	00:01:03
6 Weissbach Oskar	9	00:09:41	00:01:04
7 Conrad Levin	8	00:09:32	00:01:11
9 Oesch Kimo	8	00:10:19	00:01:17
10 Egli Julian	9	00:10:13	00:01:08
11 Maurer Manuel	0	00:00:00	00:00:00
13 Mutter Claudio	9	00:09:20	00:01:02
15 Matt Manuel	0	00:00:00	00:00:00
19 Püntener Noah	10	00:09:35	00:00:57
21 Rutz Niklas	0	00:00:00	00:00:00
22 Wöcke Michel	10	00:11:33	00:01:09
23 Studer Tobias	6	00:04:08	00:00:41
44 Jaaranen Dani	6	00:05:12	00:00:52
56 Hocevar Damian	6	00:05:19	00:00:53
61 Mutter Nico	8	00:09:30	00:01:11
66 Reich Kimmo	6	00:05:11	00:00:51
70 Boman Nils	0	00:00:00	00:00:00
71 Eyer Marco	7	00:04:15	00:00:36
81 Aeschmann Tim	9	00:09:20	00:01:02
91 Graf Timo	0	00:00:00	00:00:00

Time on Field Statistics



2nd Periode



Player	Shifts	Time on Field	Avg. Shift Duration
6 Hedlund Linus	12	00:11:30	00:00:57
7 Gustafsson Tobias	14	00:15:12	00:01:05
8 Staub Manuel	1	00:00:30	00:00:30
9 Flütsch Tobias	8	00:07:42	00:00:57
11 Arnold Linus	5	00:02:52	00:00:34
14 Neidhart Raphael	14	00:12:04	00:00:51
19 Nigg Severin	13	00:10:47	00:00:49
22 Sjögren Albin	15	00:16:39	00:01:06
27 Flütsch Fabio	3	00:01:23	00:00:27
31 Christen Maurus	0	00:00:00	00:00:00
33 Hofmann Loris	0	00:00:00	00:00:00
40 Stocker Joël	1	00:00:35	00:00:35
48 Stettler Jonas	0	00:00:00	00:00:00
68 Christen Andrin	12	00:11:03	00:00:55
73 Kainulainen Justus	16	00:16:49	00:01:03
77 Johansson Sami	0	00:00:00	00:00:00
87 Kailiala Miko	15	00:17:12	00:01:08
95 Kürschner Janik	0	00:00:00	00:00:00
97 Nilsberth Robin	17	00:17:47	00:01:02
99 Bisig Noah	0	00:00:00	00:00:00

Player	Shifts	Time on Field	Avg. Shift Duration
5 Larsson Johan	16	00:15:00	00:00:56
6 Weissbach Oskar	17	00:14:53	00:00:52
7 Conrad Levin	14	00:14:12	00:01:00
9 Oesch Kimo	13	00:14:00	00:01:04
10 Egli Julian	13	00:12:35	00:00:58
11 Maurer Manuel	0	00:00:00	00:00:00
13 Mutter Claudio	18	00:15:36	00:00:52
15 Matt Manuel	0	00:00:00	00:00:00
19 Püntener Noah	17	00:15:03	00:00:53
21 Rutz Niklas	0	00:00:00	00:00:00
22 Wöcke Michel	14	00:14:05	00:01:00
23 Studer Tobias	3	00:01:52	00:00:37
44 Jaaranen Dani	2	00:00:39	00:00:19
56 Hocevar Damian	1	00:00:34	00:00:34
61 Mutter Nico	14	00:12:14	00:00:52
66 Reich Kimmo	1	00:00:34	00:00:34
70 Boman Nils	0	00:00:00	00:00:00
71 Eyer Marco	1	00:00:20	00:00:20
81 Aeschmann Tim	17	00:15:50	00:00:55
91 Graf Timo	0	00:00:00	00:00:00

Time on Field Statistics



3rd Periode

HC Rychenberg Winterthur



Player	Shifts	Time on Field	Avg. Shift Duration
6 Hedlund Linus	9	00:07:32	00:00:50
7 Gustafsson Tobias	15	00:15:59	00:01:03
8 Staub Manuel	0	00:00:00	00:00:00
9 Flütsch Tobias	0	00:00:00	00:00:00
11 Arnold Linus	10	00:08:04	00:00:48
14 Neidhart Raphael	10	00:08:03	00:00:48
19 Nigg Severin	10	00:08:34	00:00:51
22 Sjögren Albin	16	00:15:59	00:00:59
27 Flütsch Fabio	0	00:00:00	00:00:00
31 Christen Maurus	0	00:00:00	00:00:00
33 Hofmann Loris	0	00:00:00	00:00:00
40 Stocker Joël	0	00:00:00	00:00:00
48 Stettler Jonas	0	00:00:00	00:00:00
68 Christen Andrin	10	00:08:26	00:00:50
73 Kainulainen Justus	15	00:15:39	00:01:02
77 Johansson Sami	0	00:00:00	00:00:00
87 Kailiala Miko	15	00:15:39	00:01:02
95 Kürschner Janik	0	00:00:00	00:00:00
97 Nilsberth Robin	15	00:16:17	00:01:05
99 Bisig Noah	0	00:00:00	00:00:00

Player	Shifts	Time on Field	Avg. Shift Duration
5 Larsson Johan	15	00:14:04	00:00:56
6 Weissbach Oskar	15	00:14:16	00:00:57
7 Conrad Levin	12	00:10:49	00:00:54
9 Oesch Kimo	12	00:10:42	00:00:53
10 Egli Julian	4	00:02:45	00:00:41
11 Maurer Manuel	9	00:08:04	00:00:53
13 Mutter Claudio	15	00:13:07	00:00:52
15 Matt Manuel	0	00:00:00	00:00:00
19 Püntener Noah	12	00:10:28	00:00:52
21 Rutz Niklas	0	00:00:00	00:00:00
22 Wöcke Michel	15	00:10:51	00:00:43
23 Studer Tobias	5	00:04:15	00:00:51
44 Jaaranen Dani	3	00:03:20	00:01:06
56 Hocevar Damian	0	00:00:00	00:00:00
61 Mutter Nico	11	00:06:55	00:00:37
66 Reich Kimmo	0	00:00:00	00:00:00
70 Boman Nils	0	00:00:00	00:00:00
71 Eyer Marco	0	00:00:00	00:00:00
81 Aeschimann Tim	15	00:14:22	00:00:57
91 Graf Timo	0	00:00:00	00:00:00

Time on Field Statistics



Extra Time

HC Rychenberg Winterthur



Player	Shifts	Time on Field	Avg. Shift Duration
6 Hedlund Linus	4	00:02:44	00:00:41
7 Gustafsson Tobias	10	00:09:24	00:00:56
8 Staub Manuel	0	00:00:00	00:00:00
9 Flütsch Tobias	0	00:00:00	00:00:00
11 Arnold Linus	5	00:02:32	00:00:30
14 Neidhart Raphael	4	00:03:11	00:00:47
19 Nigg Severin	4	00:02:26	00:00:36
22 Sjögren Albin	11	00:10:24	00:00:56
27 Flütsch Fabio	0	00:00:00	00:00:00
31 Christen Maurus	0	00:00:00	00:00:00
33 Hofmann Loris	0	00:00:00	00:00:00
40 Stocker Joël	0	00:00:00	00:00:00
48 Stettler Jonas	0	00:00:00	00:00:00
68 Christen Andrin	4	00:02:51	00:00:42
73 Kainulainen Justus	10	00:09:44	00:00:58
77 Johansson Sami	1	00:00:10	00:00:10
87 Kailiala Miko	9	00:08:04	00:00:53
95 Kürschner Janik	0	00:00:00	00:00:00
97 Nilsberth Robin	10	00:10:06	00:01:00
99 Bisig Noah	0	00:00:00	00:00:00

Player	Shifts	Time on Field	Avg. Shift Duration
5 Larsson Johan	7	00:07:20	00:01:02
6 Weissbach Oskar	11	00:10:58	00:00:59
7 Conrad Levin	6	00:06:22	00:01:03
9 Oesch Kimo	4	00:03:06	00:00:46
10 Egli Julian	3	00:03:27	00:01:09
11 Maurer Manuel	3	00:02:53	00:00:57
13 Mutter Claudio	7	00:07:37	00:01:05
15 Matt Manuel	0	00:00:00	00:00:00
19 Püntener Noah	7	00:07:39	00:01:05
21 Rutz Niklas	0	00:00:00	00:00:00
22 Wöcke Michel	6	00:06:39	00:01:06
23 Studer Tobias	6	00:06:08	00:01:01
44 Jaaranen Dani	0	00:00:00	00:00:00
56 Hocevar Damian	0	00:00:00	00:00:00
61 Mutter Nico	0	00:00:00	00:00:00
66 Reich Kimmo	0	00:00:00	00:00:00
70 Boman Nils	0	00:00:00	00:00:00
71 Eyer Marco	0	00:00:00	00:00:00
81 Aeschimann Tim	7	00:07:11	00:01:01
91 Graf Timo	0	00:00:00	00:00:00