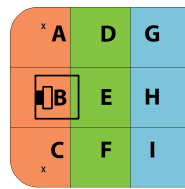


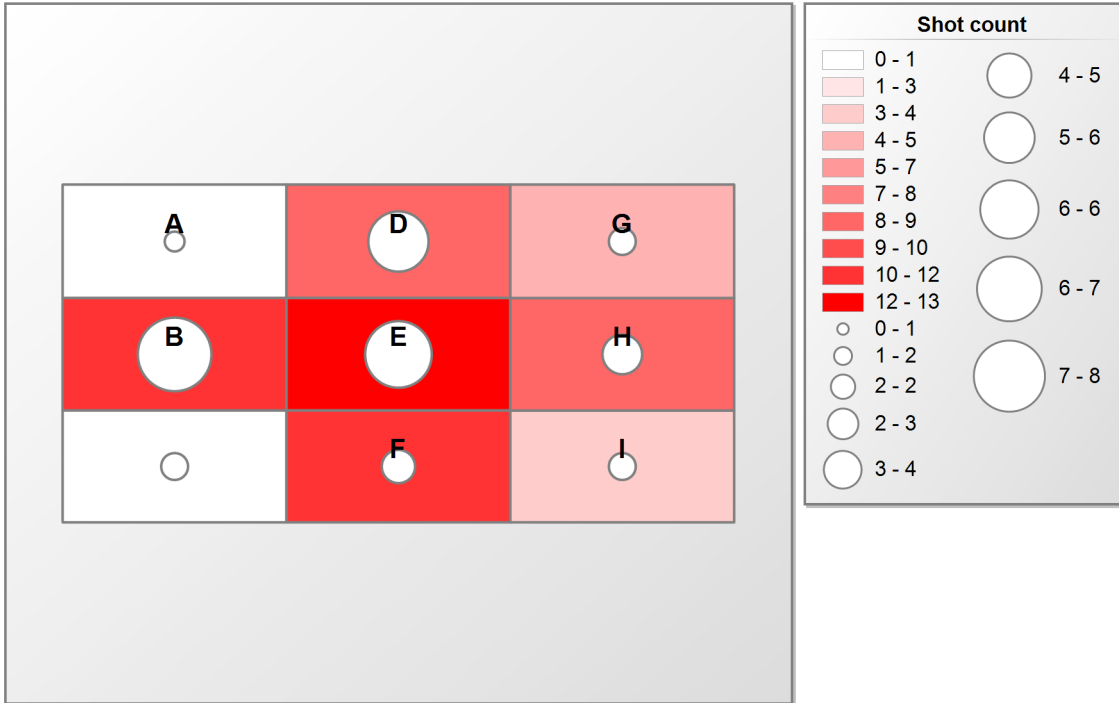
Shot Statistics

Game Statistic	1st Periode						2nd Periode						3rd Periode									
	blocked	missed	on goal	Total Shots	Total Goals	%	bar	blocked	missed	on goal	Total Shots	Total Goals	%	blocked	missed	on goal	Total Shots	Total Goals	%	Total Shots	Total Goals	%
4 Axel Veress						0.00							0.00		1		1	0	0.00	1	0	0.00
5 Oscar Hammarqvist		1	1	2	0	0.00				2	2	1	50.00	1			1	0	0.00	5	1	20.00
6 Gabriel Kohonen	1	1		2	0	0.00		1	1	2	4	0	0.00	1	2	4	7	1	14.29	13	1	7.69
7 Emil Nyh		1		1	0	0.00	1			1	2	0	0.00						0.00	3	0	0.00
8 Arvid Äse						0.00			1		1	0	0.00	1	1	3	5	0	0.00	6	0	0.00
9 Filip Norman		1		1	1	100.00							0.00						0.00	1	1	100.00
10 Jens Rasmusson			1	1	0	0.00				1	1	0	0.00			1	1	0	0.00	3	0	0.00
12 Filip Sandström			1	1	0	0.00							0.00						0.00	1	0	0.00
14 Niclas Sundblad			1	1	0	0.00			1		1	0	0.00						0.00	2	0	0.00
16 Daniel Kalentun	1		1	2	0	0.00			1		1	0	0.00	1		3	4	0	0.00	7	0	0.00
17 Victor Johansson		1	1	2	0	0.00			1	1	2	0	0.00						0.00	4	0	0.00
19 Jonathan Berglund						0.00							0.00			2	2	0	0.00	2	0	0.00
20 Kim Guilotte			1	1	0	0.00				1	1	0	0.00	1	2	1	4	0	0.00	6	0	0.00
21 Hampus Nydenfeldt			1	1	1	100.00			1		1	0	0.00						0.00	2	1	50.00
22 Oscar Magnusson						0.00		1		1	2	0	0.00		2	2	4	0	0.00	6	0	0.00
Total	2	5	8	15	2	13.33	1	2	6	9	18	1	5.56	5	8	16	29	1	3.45	62	4	6.45

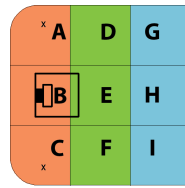


Shot Statistics

Short distribution and shots on goal



Zone (Fields)	A	B	D	E	F	G	H	I	Total
Total	1	11	9	13	11	5	9	3	62
on Goal (Circles)	1	8	6	7	3	2	4	2	33



Shot Statistics

Event Statistic				SWE vs. CZE			SUI vs. SWE			FIN vs. SWE					
	Total Shots	Total Goals	%	Total Shots	Total Goals	%	Total Shots	Total Goals	%	Total Shots	Total Goals	%	Total Shots	Total Goals	%
Lucas Rigogiannis	0	0	0.00			0.00			0.00			0.00	0	0	0.00
4 Axel Veress			0.00	2	0	0.00			0.00	1	0	0.00	3	0	0.00
5 Oscar Hammarqvist			0.00	3	0	0.00			0.00	5	1	20.00	8	1	12.50
6 Gabriel Kohonen			0.00	13	0	0.00	15	1	6.67	13	1	7.69	41	2	4.88
7 Emil Nyh			0.00	2	1	50.00	3	1	33.33	3	0	0.00	8	2	25.00
8 Arvid Äse			0.00	8	1	12.50	5	1	20.00	6	0	0.00	19	2	10.53
9 Filip Norman			0.00			0.00			0.00	1	1	100.00	1	1	100.00
10 Hampus Andersson			0.00	2	0	0.00			0.00	3	0	0.00	5	0	0.00
11 Daniel Helge			0.00			0.00	1	0	0.00			0.00	1	0	0.00
12 Filip Sandström			0.00	1	0	0.00			0.00	1	0	0.00	2	0	0.00
14 Niclas Sundblad			0.00			0.00	1	0	0.00	2	0	0.00	3	0	0.00
15 Gustav Lindberg			0.00	1	0	0.00			0.00			0.00	1	0	0.00
16 Daniel Kalentun			0.00	5	0	0.00	7	0	0.00	7	0	0.00	19	0	0.00
17 Victor Johansson			0.00	10	1	10.00	8	2	25.00	4	0	0.00	22	3	13.64
18 Sebastian Öjen			0.00			0.00	1	0	0.00			0.00	1	0	0.00
19 Jonathan Berglund			0.00	4	0	0.00	1	1	100.00	2	0	0.00	7	1	14.29
20 Kim Guilotte			0.00	7	0	0.00	3	0	0.00	6	0	0.00	16	0	0.00
21 Hampus Nydenfeldt			0.00	1	0	0.00	0	1	0.00	2	1	50.00	3	2	66.67
22 Oscar Magnusson			0.00	1	0	0.00	1	0	0.00	6	0	0.00	8	0	0.00
23 Jack Sundling			0.00	1	0	0.00			0.00			0.00	1	0	0.00
Total	0	0	0.00	61	3	4.92	46	7	15.22	62	4	6.45	169	14	8.28



x	A	D	G
	B	E	H
x	C	F	I

Shot Statistics

Error: Subreport could not be shown.